

TRANSPORTATION IMPROVEMENT PROGRAM

FY 2025-2029



Municipal Reports

Dania Beach

APPROVED 7/11/2024

Transportation Improvement Program Overview

The Broward Metropolitan Planning Organization (MPO)'s Transportation Improvement Program (TIP) is a five-year program that prioritizes and documents the funding of transportation improvement projects the region expects to build over the next five years. The projects include reconstruction, maintenance, and operation of major highways, arterials, and intersections; maintenance and expansion of the public transit, aviation, and port systems; construction for bicycle paths, and improvements for pedestrians within the Broward region.

The Broward MPO updates the TIP annually and the MPO Board approves the TIP in July every year. The most recently approved TIP by the Board is the FY 2025-2029 TIP. The full TIP document is available at the link <https://browardmpo.org/core-products/transportation-improvement-program-tip>.

To help municipal partners review and monitor projects in the TIP falling in their jurisdiction, the Broward MPO has extracted a list of projects for each municipality from the FY 2025-2029 TIP. The list presented includes projects that fall in this municipal boundary but exclude county-wide and state-wide projects. The chart to the right illustrates how project information is organized.

How to Read the Broward MPO's TIP Pages

Broward MPO Transportation Improvement Program - FY 2025 - 2029

4525181 A1A/N OCEAN BLVD & NE 27TH ST **Non-SIS**

Work Summary: TRAFFIC SIGNALS **From:**
To:
Lead Agency: FDOT **Length:** 0.2 **MTP Pg.:** 5-38

Phase	Fund Source	2025	2026	2027	2028	2029	Total
CST	LF	8,456	0	0	0	0	8,456
CST	DIH	40,636	0	0	0	0	40,636
CST	SA	115,134	0	0	0	0	115,134
CST	DDR	1,477,396	0	0	0	0	1,477,396
Total		1,641,622	0	0	0	0	1,641,622

Prior Year Cost: 107,843
Future Year Cost:
Total Project Cost: 1,749,285
Project Description: TO CONVERT UNSIGNALIZED INTERSECTION OF A1A & NE 27TH STREET TO SIGNALIZED INTERSECTION GOES-WITH 452467-1

- A** Project Identification
Project Number (FM#)
Project Name
- B** Project Characteristics
Work Summary
Lead Agency
Limits
Length
MTP Page Number
SIS Classification
- C** Financial Information
Phase
Fund Source
Year Funds are Programmed
Prior Year Cost
Future Year Cost
Total Project Cost
- D** Project Description
Additional information linked to the project
- E** Project Location Map
Location of where the project will be implemented

The TIP may be revised due to changes in project status, project cost, and/or available revenues. These changes can be either a TIP amendment or an administrative modification. To download most recent Municipal TIP Report, please visit <http://browarddev.dtstiptool.com/index.pl>

Steps to download the most recent Municipal TIP Report:

- Step 1: **Visit** <http://browarddev.dtstiptool.com/index.pl>
- Step 2: Select dataset FY 2025-2029 TIP
- Step 3: **Click** the tab titled “Database Search”
- Step 4: Next to the “Municipality” search feature, **click** on the dropdown icon to scroll and **select** the municipality of your choice.
- Step 5: Once the desired municipality is selected, the table below will filter projects to display only those that are within the municipal boundary. **Click** the “Get Report” button above the table.
- Step 6: A window will appear on your screen where you are presented options on how you would like the information displayed. **Read** through the options and **select** the one of your choice.
- Step 7: **Unselect** “Cover Page”
- Step 8: **Click** the “Generate Report” button on the bottom right of the window.
- Step 9: A new button will appear on the window, titled “Download Report”. **Click** this and you will be directed to a new tab with a downloadable PDF of your customized report.
- Step 10: **Enjoy!**

For questions please contact Jihong Chen at chenj@browardmpo.org or (954) 876-0066.

Legends and Abbreviations:

Funding Legend

Fund Code	Fund Code Description	Funding Source
ACBR	ADVANCE CONSTRUCTION (BRT)	Federal
ACBZ	ADVANCE CONSTRUCTION (BRTZ)	Federal
ACFP	AC FREIGHT PROG (NFP)	Federal
ACNP	ADVANCE CONSTRUCTION NHPP	Federal
ACNR	AC NAT HWY PERFORM RESURFACING	Federal
ACPR	AC - PROTECT GRANT PGM	Federal
ACSA	ADVANCE CONSTRUCTION (SA)	Federal
ACSS	ADVANCE CONSTRUCTION (SS,HSP)	Federal
ACSU	ADVANCE CONSTRUCTION (SU)	Federal
BNIR	INTRASTATE R/W & BRIDGE BONDS	R/W and Bridge Bonds
BRRP	STATE BRIDGE REPAIR & REHAB	State 100%
CARB	CARBON REDUCTION GRANT PGM	Federal
CARM	CARB FOR SM. URB. 5K - 49,999	Federal
CARU	CARB FOR URB. AREA > THAN 200K	Federal
CD23	CONGRESS GF EARMARKS HIP 2023	Federal Earmark
CIGP	COUNTY INCENTIVE GRANT PROGRAM	State 100%
CM	CONGESTION MITIGATION - AQ	Federal
D	UNRESTRICTED STATE PRIMARY	State 100%
DDR	DISTRICT DEDICATED REVENUE	State 100%
DI	ST. - S/W INTER/INTRASTATE HWY	State 100%
DIH	STATE IN-HOUSE PRODUCT SUPPORT	State 100%
DIS	STRATEGIC INTERMODAL SYSTEM	State 100%
DITS	STATEWIDE ITS - STATE 100%.	State 100%
DL	LOCAL FUNDS - PTO - BUDGETED	Local
DPTO	STATE - PTO	State 100%
DRA	REST AREAS - STATE 100%	State 100%

Fund Code	Fund Code Description	Funding Source
DS	STATE PRIMARY HIGHWAYS & PTO	State 100%
DSB2	EVERGLADES PKY/ALLIGATOR ALLEY	Toll/Turnpike
DSBD	I-95 EXPRESS LANES	Toll/Turnpike
DSBF	I-595	Toll/Turnpike
DSPC	SERVICE PATROL CONTRACT	State 100%
FAA	FEDERAL AVIATION ADMIN	Federal
FCO	PRIMARY/FIXED CAPITAL OUTLAY	State 100%
FRA	Federal Rail Administration	Federal
FTA	FEDERAL TRANSIT ADMINISTRATION	Federal
GFBR	GEN FUND BRIDGE REPAIR/REPLACE	Federal
GFBZ	GENERAL FUND BRIDGE OFF-SYSTEM	Federal
GFEV	GEN. FUND EVEHICLE CHARG. PGM	Federal
GFSU	GF STPBG >200 (URBAN)	Federal
GMR	GROWTH MANAGEMENT FOR SIS	State 100%
HSP	SAFETY (HIWAY SAFETY PROGRAM)	Federal
LF	LOCAL FUNDS	Local
NHPP	IM, BRDG REPL, NATNL HWY-MAP21	Federal
NSTP	NEW STARTS TRANSIT PROGRAM	State 100%
NSWR	2015 SB2514A-NEW STARTS TRANST	State 100%
PKBD	TURNPIKE MASTER BOND FUND	Toll/Turnpike
PKLF	LOCAL SUPPORT FOR TURNPIKE	Local
PKM1	TURNPIKE TOLL MAINTENANCE	Toll/Turnpike
PKYI	TURNPIKE IMPROVEMENT	Toll/Turnpike
PKYO	TURNPIKE TOLL COLLECTION/OPER.	Toll/Turnpike
PKYR	TURNPIKE RENEWAL & REPLACEMENT	Toll/Turnpike
PL	METRO PLAN (85% FA; 15% OTHER)	Federal
PORT	SEAPORTS	State 100%
PROT	PROTECT GRANT PROGRAM	Federal
REPE	REPURPOSED FEDERAL EARMARKS	Federal Earmark
SA	STP, ANY AREA	Federal

Fund Code	Fund Code Description	Funding Source
SIWR	2015 SB2514A-STRATEGIC INT SYS	State 100%
SM	STBG AREA POP. W/ 5K TO 49,999	Federal
SR2T	SAFE ROUTES - TRANSFER	Federal
STED	2012 SB1998-STRATEGIC ECON COR	State 100%
SU	STP, URBAN AREAS > 200K	Federal
TALT	TRANSPORTATION ALTS- ANY AREA	Federal
TALU	TRANSPORTATION ALTS- >200K	Federal
TDTF	TRANS DISADV -TRUST FUND	State 100%
TDTF/TDDR	TRANS DISADV -TRUST FUND/DDR USE	State 100%
TM02	EVERGLADES PARKWAY	Toll/Turnpike
TMBD	I-95 EXPRESS LANES	Toll/Turnpike
TMBG	I-75 ML TOLL MAINTENANCE	Toll/Turnpike
TO02	EVERGLADES PARKWAY	Toll/Turnpike
TOBD	I-95 EXPRESS LANES	Toll/Turnpike
TOBF	I-595	Toll/Turnpike
TOBG	I-75 ML TOLL OPERATIONS	Toll/Turnpike
TRIP	TRANS REGIONAL INCENTIVE PROGM	State 100%
TRWR	2015 SB2514A-TRAN REG INCT PRG	State 100%

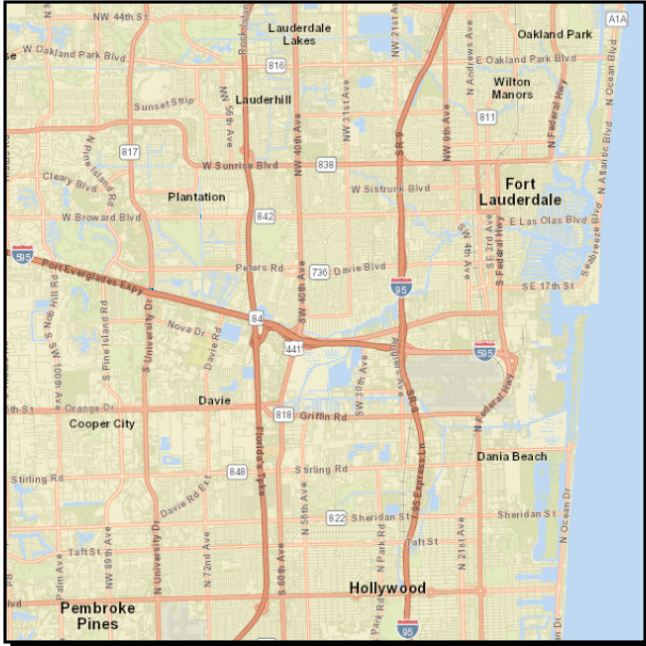
Phase Code Legend

Phase Abbreviation	Phase Group
ADM	ADMINISTRATION
CAP	CAPITAL
CST	CONSTRUCTION
DSB	DESIGN BUILD
ENV	ENVIRONMENTAL
INC	CONTRACT INCENTIVES
MNT	BRDG/RDWY/CONTRACT MAINT
OPS	OPERATIONS
PDE	P D & E
PE	PRELIMINARY ENGINEERING
PLN	PLANNING
ROW	RIGHT OF WAY
RPY	REPAYMENTS
RRU	RAILROAD & UTILITIES

Section 1 - HIGHWAYS

4492431 COUNTYWIDE SONOVOID SLAB BRIDGE REHABILITATION

Non-SIS



Work Summary:

From:

To:

Lead Agency: FDOT

Length: 13.399

MTP Pg.: 5-36

Phase	Fund Source	2025	2026	2027	2028	2029	Total
CST	DIH	0	102,078	0	0	0	102,078
CST	BRRP	0	8,614,356	0	0	0	8,614,356
Total		0	8,716,434	0	0	0	8,716,434

Prior Year Cost: 1,311,086

Future Year Cost:

Total Project Cost: 10,027,520

Project Description: ADDRESSING INDEPENDENT SLAB MOVEMENT BETWEEN SONOVOID SLAB UNITS USING ULTRA HIGH PERFORMANCE CONCRETE JOINT REPAIR FOR THE FOLLOWING BRIDGES: 860001 (SR-5/US-1 OVER DANIA CANAL), 860002 (SR-5/US-1 OVER TARPON RIVER), 860094 (SR-842/BOWARD BLVD OVER HOLLOWAY CANAL), 860158 (SR-817/UNIVERSITY DR OVER NORTH NEW RIVER CANAL),860340 (SR-816/OAKLAND PARK BLVD

4335791 I-95 EXPRESS LANES TOLL OPERATIONS

SIS



Work Summary: TOLL COLLECTION

From:

To:

Lead Agency: FDOT

0

MTP Pg.: 5-36

Phase	Fund Source	2025	2026	2027	2028	2029	Total
OPS	TOBF	218,804	230,300	231,700	235,220	205,000	1,121,024
Total		218,804	230,300	231,700	235,220	205,000	1,121,024

Prior Year Cost: 1,857,632

Future Year Cost: 1,335,750

Total Project Cost: 4,314,406

Project Description:

4208093 I-595/SR-862/ P3 FROM E. OF I-75 TO W. OF I-95

SIS



Work Summary: ADD LANES & RECONSTRUCT

From:

To:

Lead Agency: FDOT

Length: 9.815

MTP Pg.: 5-4

Phase	Fund Source	2025	2026	2027	2028	2029	Total
OPS	PKM1	241,898	251,574	261,637	272,102	282,987	1,310,198
PE	GMR	49,000	49,000	49,000	49,000	0	196,000
OPS	DI	1,134,019	1,873,031	1,897,039	1,921,708	947,055	7,772,852
DSB	GMR	56,413,555	55,616,629	54,023,408	80,301,900	0	246,355,492
OPS	DDR	15,206,315	14,630,259	14,989,336	16,775,824	17,999,562	79,601,296
OPS	D	1,340,576	1,394,199	1,449,967	1,507,966	1,568,285	7,260,993
DSB	DDR	0	2,533,891	5,917,404	4,586,239	0	13,037,534
DSB	DI	0	0	0	5,379,626	90,257,917	95,637,543
PE	DI	0	0	0	0	49,000	49,000
DSB	DSBF	0	0	0	0	2,695,000	2,695,000
Total		74,385,363	76,348,583	78,587,791	110,794,365	113,799,806	453,915,908

Prior Year Cost: 1,591,808,267

Future Year Cost: 1,923,927,128

Total Project Cost: 3,969,651,303

Project Description: P3-PUBLIC PRIVATE PARTNERSHIP/RECONSTRUCTION OF I-595, INCLUDES ADDING EXPRESS LANES, ADDING AUXILIARY LANES, RAMP IMPROVEMENTS, EXTENSION OF SR-84 THROUGH TURNPIKE & SR-7 INTERCHANGE, RECONSTRUCTION OF TURNPIKE INTERCHANGE (RESURFACING & STRIPING ONLY FROM SR-7 TO I-95), G/W 420809-8 DESIGN BUILD FINANCE, MAINTAIN & OPERATE/PH58=FHP SERVICES

4208098 I-595/SR-862/P3 FROM E OF I-75 TO W. OF I-95

SIS



Work Summary: RESURFACING

From:

To:

Lead Agency: FDOT

Length: 9.815

MTP Pg.: 5-3

Phase	Fund Source	2025	2026	2027	2028	2029	Total
CST	ACNP	26,255,500	26,977,526	27,719,408	0	0	80,952,434
Total		26,255,500	26,977,526	27,719,408	0	0	80,952,434

Prior Year Cost:

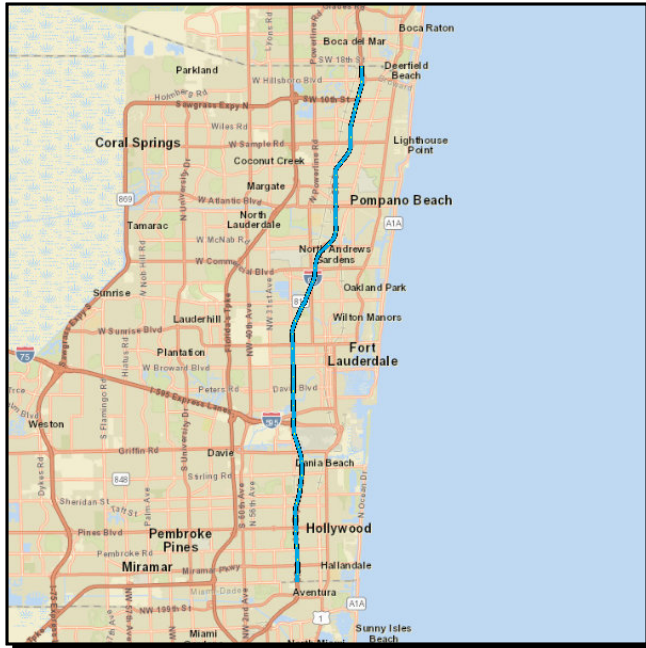
Future Year Cost: 124,950,849

Total Project Cost: 205,903,283

Project Description: RESURFACING FOR P3 PROJECT/G/W 420809-3 CONCESSION AGREEMENT RESURFACING MAY NOT NECESSARILY OCCUR IN THE YEARS PROGRAMMED--IT WILL OCCUR WHEN NEEDED; FUNDING FOR AVAILABILITY PAYMENT

4249332 I-95 EXPRESS TOLL OPERATIONS BROWARD COUNTY

Non-SIS



Work Summary: TOLL COLLECTION

From:

To:

Lead Agency: FDOT

0

MTP Pg.: 5-36

Phase	Fund Source	2025	2026	2027	2028	2029	Total
OPS	TOBD	2,720,047	2,828,548	2,889,735	3,078,597	3,071,927	14,588,854
Total		2,720,047	2,828,548	2,889,735	3,078,597	3,071,927	14,588,854

Prior Year Cost: 3,543,133

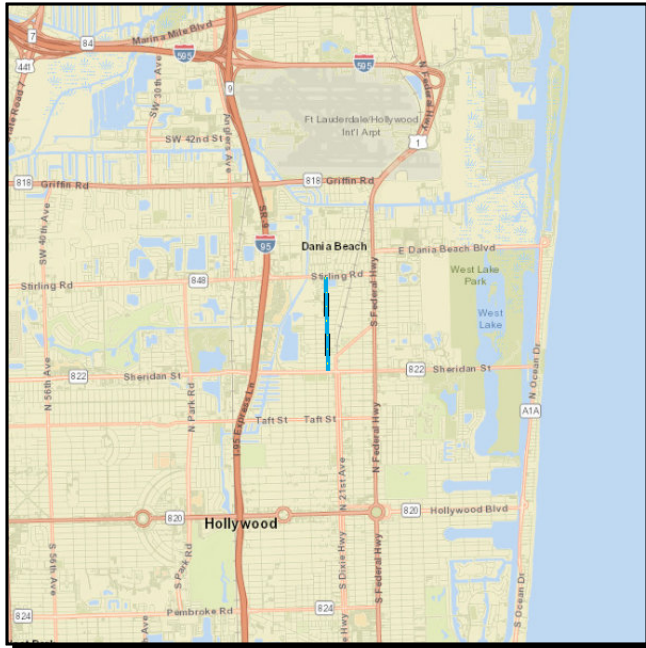
Future Year Cost:

Total Project Cost: 18,131,987

Project Description:

4455261 NORTH 22ND/SW 12TH AVENUE FROM SHERIDAN STREET TO STIRLING ROAD

Non-SIS



Work Summary: BIKE LANE/SIDEWALK **From:**
To:
Lead Agency: FDOT **Length:** 1.027
MTP Pg.: 5-30

Phase	Fund Source	2025	2026	2027	2028	2029	Total
CST	SU	0	3,794,731	0	0	0	3,794,731
CST	TALU	0	300,820	0	0	0	300,820
Total		0	4,095,551	0	0	0	4,095,551

Prior Year Cost: 654,017

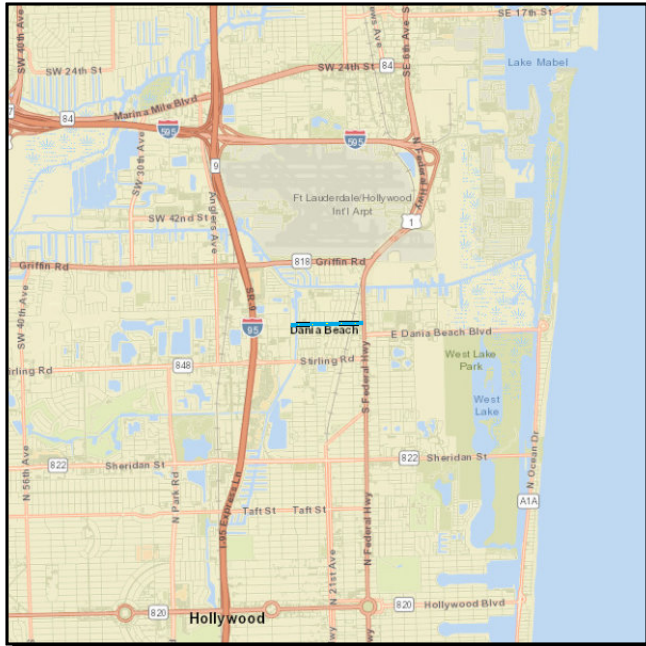
Future Year Cost:

Total Project Cost: 4,749,568

Project Description: 2022 MPO CSLIP PRIORITY #8; INSTALLATION OF PEDESTRIAN LEVEL LIGHTING AT BOTH SIDES; SHARROW BIKE FACILITY SIGNAGE AND TRAVEL LANE PAVEMENT MARKINGS; RAISED INTERSECTIONS TO PROVIDE FOR CROSSWALKS, DRAINAGE, AND DETECTABLE WARNINGS. FDOT IS ADMINISTERING THE PROJECT ON BEHALF OF THE CITY OF DANIA BEACH AND CITY OF HOLLYWOOD.

4439491 NW 1ST ST FROM BRYAN ROAD TO SR-5/US-1

Non-SIS



Work Summary: BIKE LANE/SIDEWALK **From:**
To:
Lead Agency: CITY OF DANIA BEACH **Length:** 0.764
MTP Pg.: 5-30

Phase	Fund Source	2025	2026	2027	2028	2029	Total
CST	TALT	0	72,050	0	0	0	72,050
CST	SU	0	2,646,937	0	0	0	2,646,937
Total		0	2,718,987	0	0	0	2,718,987

Prior Year Cost: 365,264

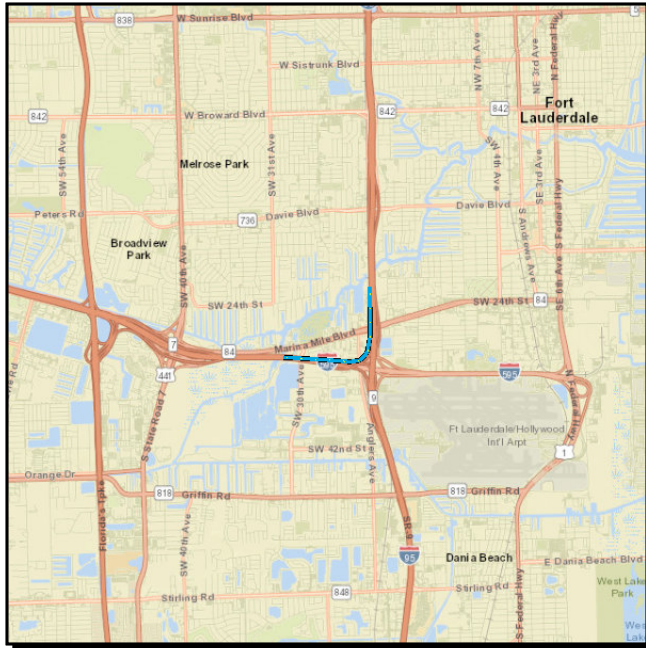
Future Year Cost:

Total Project Cost: 3,084,251

Project Description: 2021 MPO CSLIP PRIORITY #1 LAP WITH CITY OF DANIA BEACH PROVIDE WIDER SIDEWALKS, BIKE LANES, ON-STREET PARKING, TRAFFIC CALMING, ENHANCED CROSSWALKS AND LIGHTING AND PEDESTRIAN CROSSING OF THE FEC RR ON NW 1ST FROM BRYAN RD TO SR-5/US-1

4475441 SOUTHBOUND I-95 OFF RAMP TO WESTBOUND I-595

SIS



Work Summary: LIGHTING

From:

To:

Lead Agency: FDOT

Length: 0.738

MTP Pg.: 5-36

Phase	Fund Source	2025	2026	2027	2028	2029	Total
CST	ACSS	0	1,966,309	0	0	0	1,966,309
Total		0	1,966,309	0	0	0	1,966,309

Prior Year Cost: 491,534

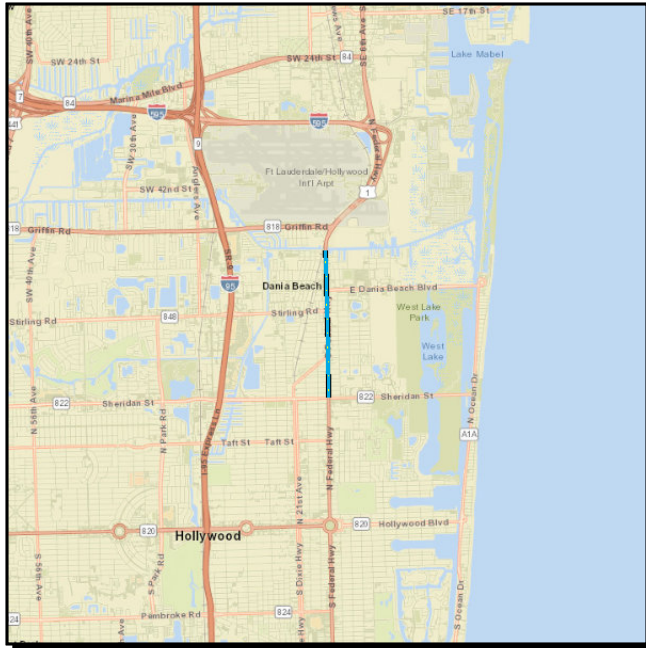
Future Year Cost:

Total Project Cost: 2,457,843

Project Description: B/C RATIO = 6.1 NPV 6,329,175 SHSP EMPHASIS AREA LANE DEPARTURE CRASHES MILL & RESURFACE (WITH HIGH FRICTION SURFACE) THE RAMP WITHIN LIMITS OF CURVE. INSTALL DYNAMIC CURVE WARNING SYSTEM ENHANCE LIGHTING WITHIN THE STUDY LIMITS (ADD NEW LIGHT POLES AND RE-LAMP EXISTING) (SEE WP45)

4498151 SR-5/US-1/FEDERAL HWY FROM SHERIDAN STREET TO N OF OLD GRIFFIN ROAD

Non-SIS



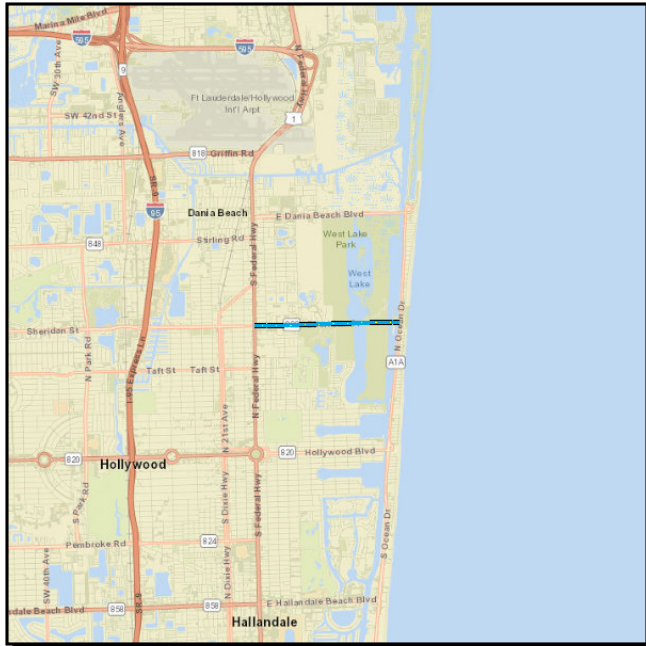
Work Summary: RESURFACING **From:**
To:
Lead Agency: FDOT **Length:** 1.8
MTP Pg.: 5-36

Phase	Fund Source	2025	2026	2027	2028	2029	Total
PE	DDR	260,000	0	0	0	0	260,000
RRU	DDR	0	100,000	0	0	0	100,000
CST	DS	0	0	6,939,927	0	0	6,939,927
CST	DIH	0	0	75,647	0	0	75,647
CST	DDR	0	0	389,399	0	0	389,399
Total		260,000	100,000	7,404,973	0	0	7,764,973

Prior Year Cost: 787,436
Future Year Cost:
Total Project Cost: 8,552,409
Project Description:

4498261 SR-822/SHERIDAN ST FROM US-1/FEDERAL HWY TO ICWW BRIDGE 860043

Non-SIS



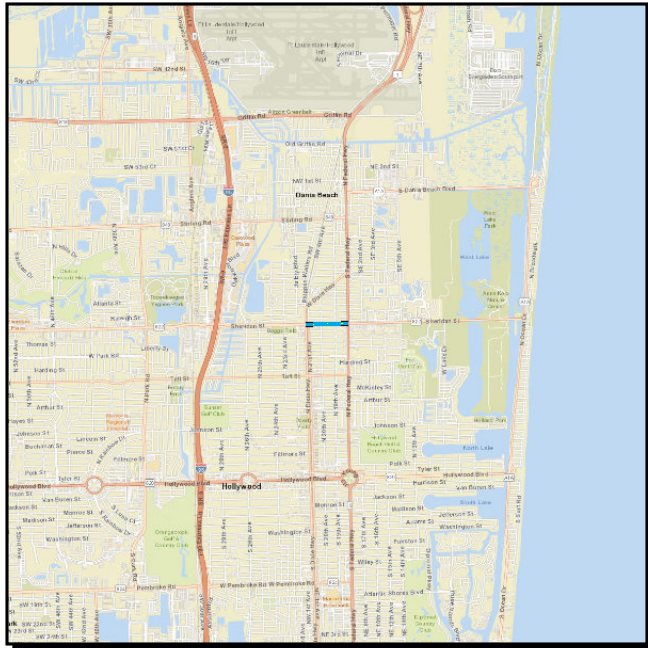
Work Summary: RESURFACING **From:**
To:
Lead Agency: FDOT **Length:** 1.581
MTP Pg.: 5-36

Phase	Fund Source	2025	2026	2027	2028	2029	Total
PE	DIH	9,422	0	0	0	0	9,422
PE	DDR	171,673	0	0	0	0	171,673
CST	DIH	0	0	58,980	0	0	58,980
CST	DDR	0	0	5,502,338	0	0	5,502,338
Total		181,095	0	5,561,318	0	0	5,742,413

Prior Year Cost: 710,934
Future Year Cost:
Total Project Cost: 6,453,347
Project Description:

4479221 SR-822/SHERIDAN STREET FROM DIXIE HIGHWAY TO SR-5/US 1

Non-SIS



Work Summary: PD&E/EMO STUDY

From:

To:

Lead Agency: FDOT

Length: 0.418

MTP Pg.: 5-11

Phase	Fund Source	2025	2026	2027	2028	2029	Total
PDE	DDR	0	500,000	800,000	1,200,000	0	2,500,000
PDE	DIH	0	0	5,000	0	0	5,000
Total		0	500,000	805,000	1,200,000	0	2,505,000

Prior Year Cost:

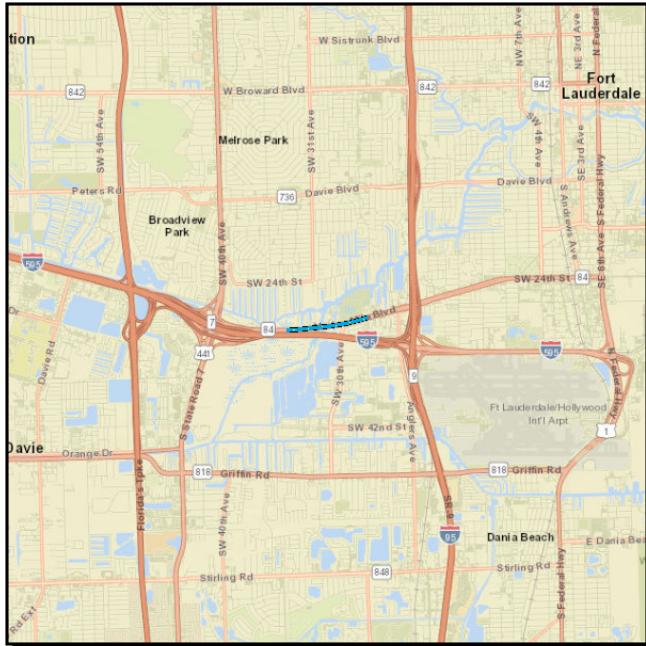
Future Year Cost:

Total Project Cost: 2,505,000

Project Description: 2023 MPO ROADWAY PRIORITY #9 R/W IS NEEDED

4498271 SR-84/MARINA BLVD FROM E OF CANAL DRIVE TO SW 26TH TERRACE

Non-SIS



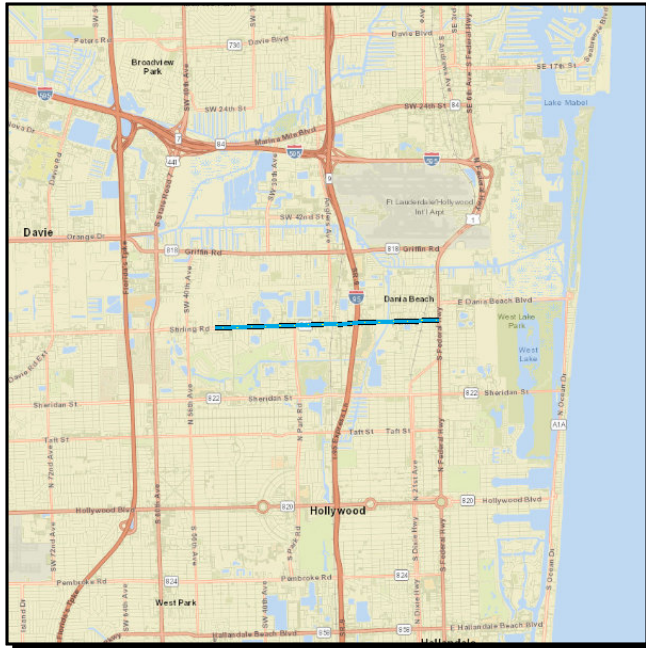
Work Summary: RESURFACING
From:
To:
Lead Agency: FDOT
Length: 0.927
MTP Pg.: 5-36

Phase	Fund Source	2025	2026	2027	2028	2029	Total
PE	DDR	300,000	0	0	0	0	300,000
CST	DIH	0	0	125,263	0	0	125,263
CST	DDR	0	0	4,837,599	0	0	4,837,599
Total		300,000	0	4,962,862	0	0	5,262,862

Prior Year Cost: 520,839
Future Year Cost:
Total Project Cost: 5,783,701
Project Description:

4463701 SR-848/STIRLING ROAD FROM WEST OF NORTH 58TH AVENUE TO SR-5/US-1

Non-SIS



Work Summary: RESURFACING **From:**
To:
Lead Agency: FDOT **Length:** 3.959
MTP Pg.: 5-36

Phase	Fund Source	2025	2026	2027	2028	2029	Total
CST	DIH	43,140	0	0	0	0	43,140
Total		43,140	0	0	0	0	43,140

Prior Year Cost: 12,669,510

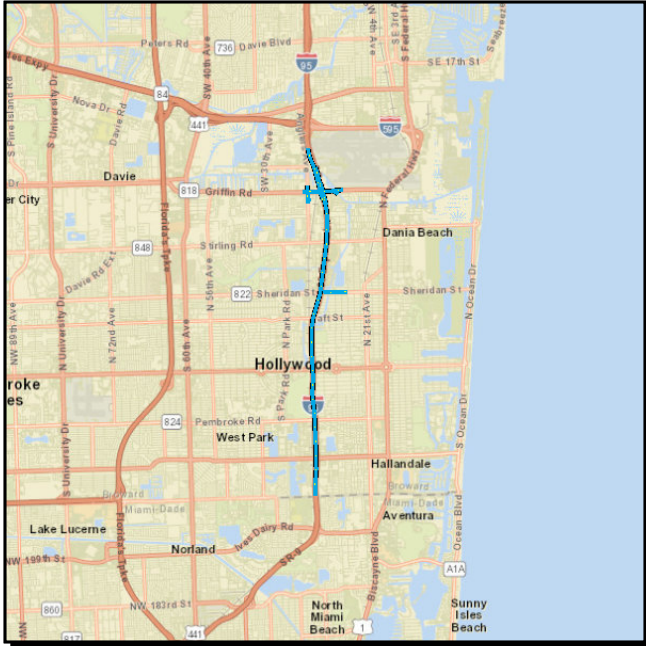
Future Year Cost:

Total Project Cost: 12,712,650

Project Description: 52-02 = UWHCA WITH THE CITY OF DANIA BEACH 52-03 = UWHCA WITH BROWARD COUNTY WASTE WATER

4391701 SR-9/I-95 FROM MIAMI-DADE/BROWARD COUNTY LINE TO NORTH OF GRIFFIN ROAD

SIS



Work Summary: INTERCHANGE JUSTIFICA/MODIFICA

From:

To:

Lead Agency: FDOT

Length: 13.183

MTP Pg.: 5-5

Phase	Fund Source	2025	2026	2027	2028	2029	Total
PDE	ACNP	2,000,000	0	0	0	0	2,000,000
ENV	ACNP	0	0	20,000	0	0	20,000
Total		2,000,000	0	20,000	0	0	2,020,000

Prior Year Cost: 6,670,345

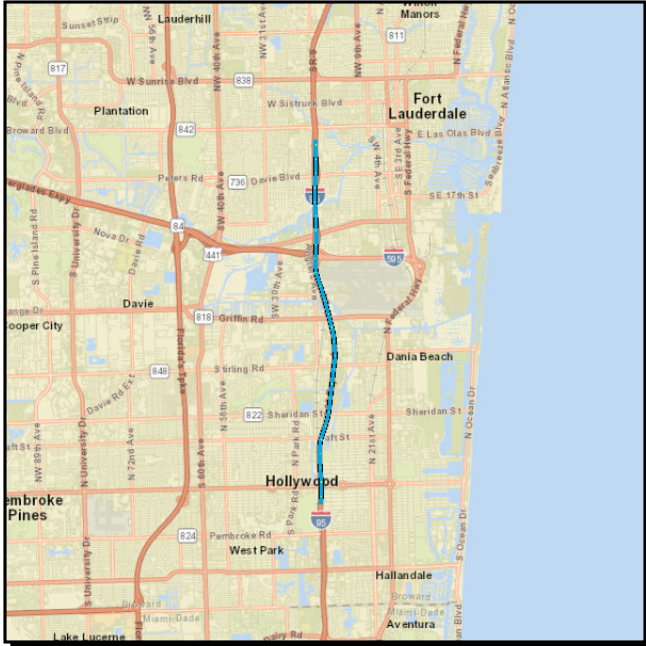
Future Year Cost: 85,941,087

Total Project Cost: 94,631,432

Project Description: INTERCHANGE IMPROVEMENTS:SHERIDAN ST, STIRLING & GRIFFIN RD MANAGED LANES INGRESS/EGRESS IMPROVEMENTS: SR-9/I-95 NORTH OF IVES DAIRY RD TO N. OF GRIFFIN RD 2022 MPO ROADWAY PRIORITY #21 (LFA WITH BROWARD COUNTY PHASE 22-01;I-95/GRIFFIN RD-SURTAX)

4093544 SR-9/I-95 FROM S OF SR-820/HOLLYWOOD BLVD TO DAVIE BLVD

SIS



Work Summary: LANDSCAPING

From:

To:

Lead Agency: FDOT

Length: 7.84

MTP Pg.: 5-36

Phase	Fund Source	2025	2026	2027	2028	2029	Total
CST	DIH	0	123,265	0	0	0	123,265
CST	DDR	0	3,506,456	0	0	0	3,506,456
Total		0	3,629,721	0	0	0	3,629,721

Prior Year Cost: 487,026

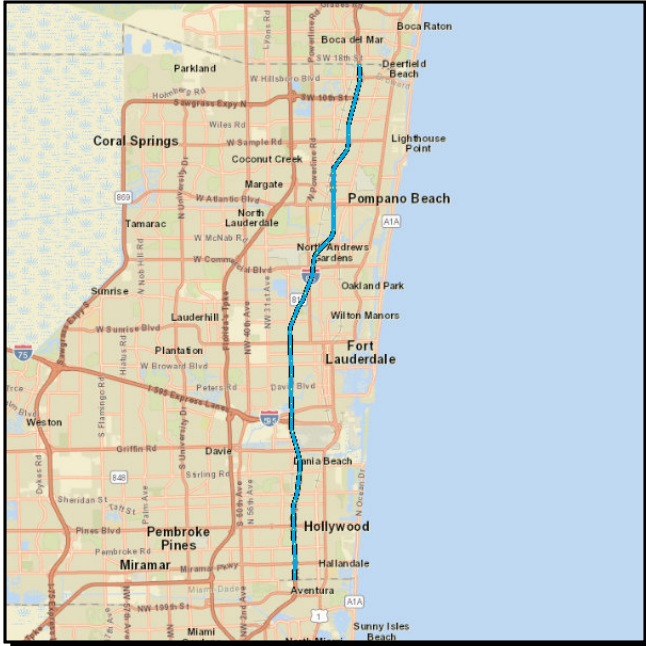
Future Year Cost:

Total Project Cost: 4,116,747

Project Description: STANDALONE LANDSCAPE ALONG SR-9/I-95 CORRIDOR AND HOLLYWOOD, SR-818/GRIFFIN RD, AND I-95 INTERCHANGES. I-95 EXPRESS PHASE 3C

4520691 SR-9/I-95 TRUCK MOBILITY & SAFETY ENHANCEMENTS IN BROWARD & PALM BCH.

SIS



Work Summary: FEASIBILITY STUDY

From:

To:

Lead Agency: FDOT

0

MTP Pg.: 5-36

Phase	Fund Source	2025	2026	2027	2028	2029	Total
PLN	ACFP	0	0	0	1,755,000	0	1,755,000
Total		0	0	0	1,755,000	0	1,755,000

Prior Year Cost:

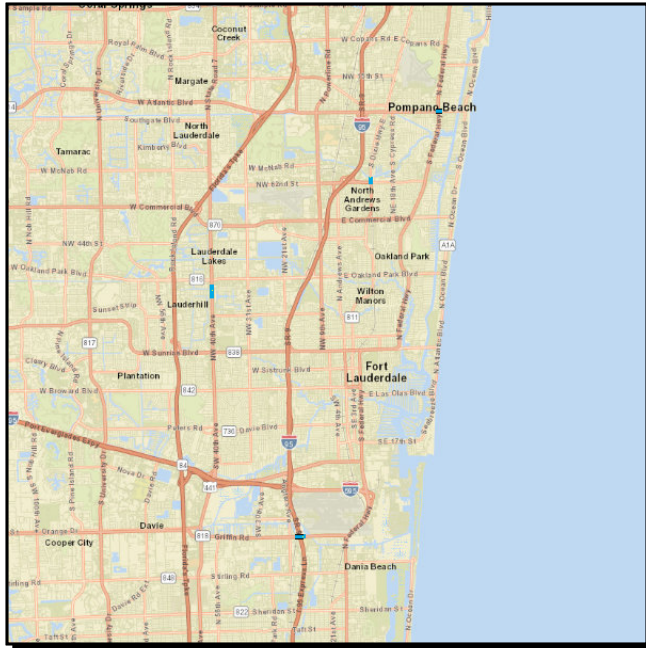
Future Year Cost:

Total Project Cost: 1,755,000

Project Description: TSM&O TRUCK DETECTION, RAMPS SIGNAL SYSTEM LIMITS 24.34 / 8.76

4456251 SYSTEMATIC INTERSECTION LIGHTING IMPROVEMENTS- BROWARD COUNTY

SIS



Work Summary: LIGHTING

From:

To:

Lead Agency: FDOT

Length: 1.045

MTP Pg.: 5-36

Phase	Fund Source	2025	2026	2027	2028	2029	Total
RRU	ACSS	30,000	0	0	0	0	30,000
CST	ACSS	575,436	0	0	0	0	575,436
Total		605,436	0	0	0	0	605,436

Prior Year Cost: 297,446

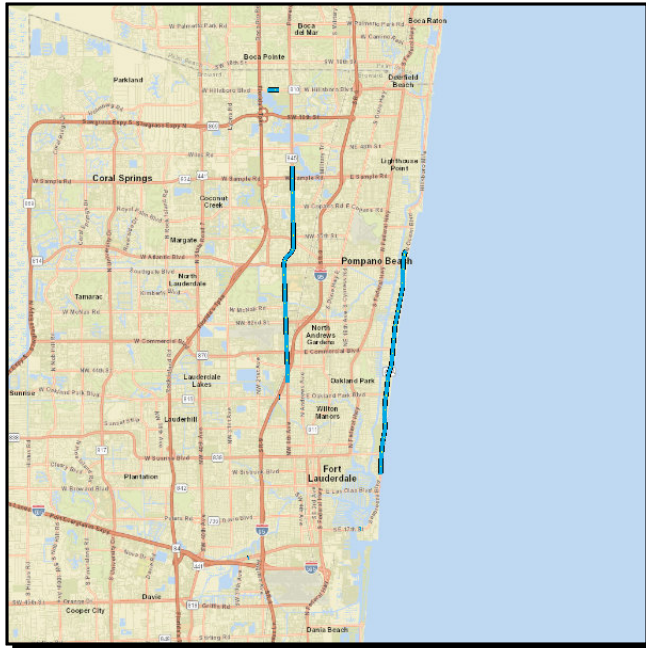
Future Year Cost:

Total Project Cost: 902,882

Project Description: NPV=20,991,198; B/C=17.1; SHSP EMPHASIS AREA 2=INTERSECTION SR-818/GRIFFIN RD AT I-95 INTERCHANGE; SR-811/S DIXIE HWY AT CYPRESS CREEK ROAD SR-7/U-441 @ NW 26TH STREET SR-7/US-441 @ NW 29 ST.; SR-814/ ATLANTIC BLVD @ SR-5/US-1 G/W 445628.1 (LEAD)

4515762 TSPA REPLACEMENT PROJECT BROWARD COUNTY

Non-SIS



Work Summary: TRAFFIC SIGNALS

From:

To:

Lead Agency: FDOT

Length: 15.7

MTP Pg.: 5-36

Phase	Fund Source	2025	2026	2027	2028	2029	Total
CST	DIH	0	74,593	0	0	0	74,593
CST	ACPR	0	1,626,133	0	0	0	1,626,133
CST	DDR	0	268,536	0	0	0	268,536
Total		0	1,969,262	0	0	0	1,969,262

Prior Year Cost: 679,263

Future Year Cost:

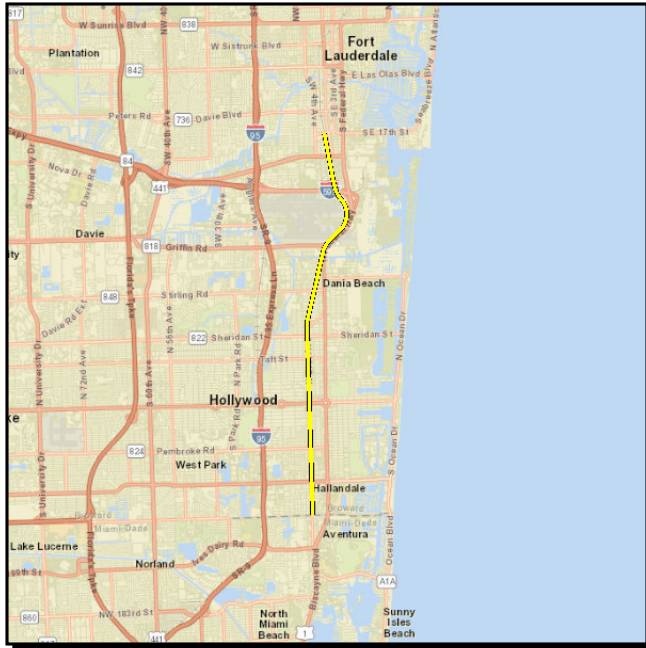
Total Project Cost: 2,648,525

Project Description:

Section 3 - FLP: TRANSIT

4522401 BROWARD COMMUTER RAIL (BCR) SOUTH

Non-SIS



Work Summary: URBAN CORRIDOR IMPROVEMENTS
From:
To:
Lead Agency: BROWARD COUNTY 0
MTP Pg.: 5-29

Phase	Fund Source	2025	2026	2027	2028	2029	Total
CAP	FTA	30,000,000	30,000,000	30,000,000	58,500,000	0	148,500,000
CAP	NSTP	6,960,000	15,550,800	14,875,000	6,800,800	0	44,186,600
CAP	NSWR	5,393,000	7,949,200	8,772,000	7,949,200	0	30,063,400
CAP	LF	15,000,000	15,000,000	15,000,000	29,250,000	0	74,250,000
Total		57,353,000	68,500,000	68,647,000	102,500,000	0	297,000,000

Prior Year Cost:

Future Year Cost:

Total Project Cost: 297,000,000

Project Description: FTA funds shown on the project are contingent on securing FTA Small Starts Grant. Based on Title 23 CFR Â Â§ 450.326 (j), the FTA funding is displayed for illustrative purposes only. LF funds were approved at the June 13, 2023 Broward County Commission Regular Meeting (Item 18).

Section 4 - FLORIDA RAIL ENTERPRISE

4537731 SFRC CORRIDOR FROM MAGONIA PARK TO MIC

Non-SIS



Work Summary: RAIL REVENUE/OPERATIONA

From:

To:

Lead Agency: FDOT

0

MTP Pg.: 5-37

Phase	Fund Source	2025	2026	2027	2028	2029	Total
CAP	DPTO	600,000	0	0	0	0	600,000
Total		600,000	0	0	0	0	600,000

Prior Year Cost:

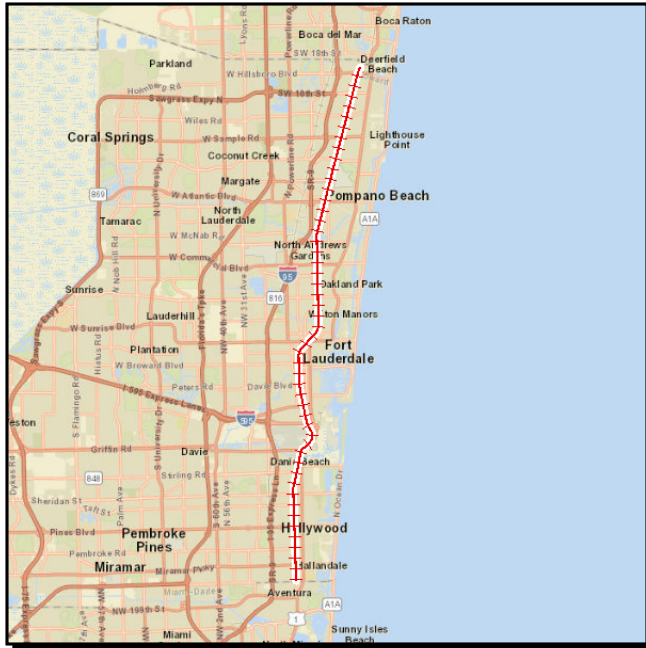
Future Year Cost:

Total Project Cost: 600,000

Project Description:

4170313 SOUTH FLORIDA EAST COAST CORRIDOR (SFECC) CORRIDOR MANAGEMENT

SIS



Work Summary: RAIL CAPACITY PROJECT

From:

To:

Lead Agency: FDOT

0

MTP Pg.: 5-36

Phase	Fund Source	2025	2026	2027	2028	2029	Total
PDE	DPTO	3,800,000	0	0	0	0	3,800,000
RRU	DPTO	50,000	0	0	0	0	50,000
Total		3,850,000	0	0	0	0	3,850,000

Prior Year Cost: 11,912,254

Future Year Cost:

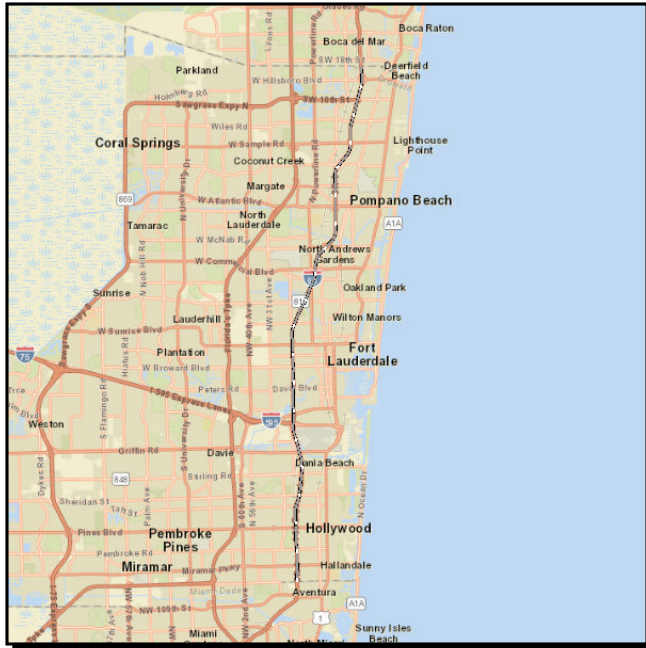
Total Project Cost: 15,762,254

Project Description: PHASE 1 AND PHASE 2 STUDIES UNDER 417031-1; D31 IS UNDER SEGMENT 8 22-01: FY 2023 FUNDS DEDICATED TO COMMUTER RAIL SUPPORT

Section 11 - MISCELLANEOUS

2314824 I-95/MOT/ENHANCED OPERATIONS IN BROWARD & PALM BEACH

Non-SIS



Work Summary: SERVICE PATROL/FHP **From:**
To:
Lead Agency: Responsible Agency Not Available **0**
MTP Pg.: 5-36

Phase	Fund Source	2025	2026	2027	2028	2029	Total
OPS	TOBG	377,918	377,918	150,000	0	0	905,836
OPS	TOBD	377,918	377,918	150,000	0	0	905,836
Total		755,836	755,836	300,000	0	0	1,811,672

Prior Year Cost: 2,267,535

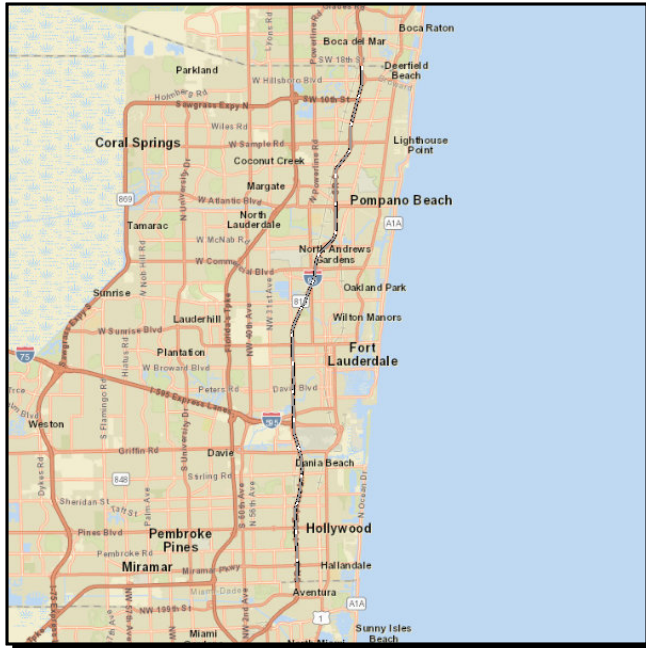
Future Year Cost:

Total Project Cost: 4,079,207

Project Description: EXEMPT CONTRACT FOR FHP EXPRESS LANES ENFORCEMENT

2314825 I-95/MOT/ENHANCED OPERATIONS IN BROWARD & PALM BEACH

Non-SIS



Work Summary: SERVICE PATROL/FHP **From:**
To:
Lead Agency: Responsible Agency Not Available **0**
MTP Pg.: 5-36

Phase	Fund Source	2025	2026	2027	2028	2029	Total
OPS	TOBG	0	0	227,918	377,918	377,918	983,754
OPS	TOBD	0	0	227,918	377,918	377,918	983,754
Total		0	0	455,836	755,836	755,836	1,967,508

Prior Year Cost:

Future Year Cost:

Total Project Cost: 1,967,508

Project Description: EXEMPT CONTRACT FOR FHP EXPRESS LANES ENFORCEMENT