

TRANSPORTATION IMPROVEMENT PROGRAM

FY 2024-2028



Municipal Reports

Hallandale Beach

APPROVED 7/13/2023

For complaints, questions or concerns about civil rights or nondiscrimination; or for special requests under the Americans with Disabilities Act, please contact: Carl Ema Title VI Coordinator at (954) 876-0052 or emac@browardmpo.org

Transportation Improvement Program Overview

The Broward Metropolitan Planning Organization (MPO)'s Transportation Improvement Program (TIP) is a five-year program that prioritizes and documents the funding of transportation improvement projects the region expects to build over the next five years. The projects include reconstruction, maintenance, and operation of major highways, arterials, and intersections; maintenance and expansion of the public transit, aviation, and port systems; construction for bicycle paths, and improvements for pedestrians within the Broward region.

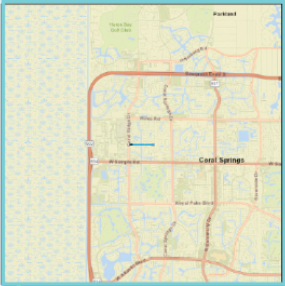
The Broward MPO updates the TIP annually and the MPO Board approves the TIP in July every year. The most recently approved TIP by the Board is the FY 2024-2028 TIP. The full TIP document is available at the link <https://browardmpo.org/core-products/transportation-improvement-program-tip>.

To help municipal partners review and monitor projects in the TIP falling in their jurisdiction, the Broward MPO has extracted a list of projects for each municipality from the FY 2024-2028 TIP. The list presented includes projects that fall in this municipal boundary but exclude county-wide and state-wide projects. The chart to the right illustrates how project information is organized.

How to Read the Broward MPO's TIP Pages

Broward MPO Transportation Improvement Program - FY 2024 - 2028

4455311
NORTHWEST 39TH STREET FROM CORAL RIDGE DRIVE TO NORTHWEST 110TH AVENUE
Non-SIS



Work Summary: BIKE LANE/SIDEWALK **From:**

To:

Lead Agency: CITY OF CORAL SPRINGS **Length:** 0.6

MTP Pg.: 5-30

Phase	Fund Source	2024	2025	2026	2027	2028	Total
PE	SU	0	5,000	0	0	0	5,000
PE	TALU	0	323,940	0	0	0	323,940
CST	SU	0	0	0	1,930,634	0	1,930,634
Total		0	328,940	0	1,930,634	0	2,259,574

Prior Year Cost:

Future Year Cost: 2,259,574

Total Project Cost: 2,259,574

Project Description: 2021 MPO CSLIP PRIORITY #18 LAP WITH CITY OF CORAL SPRINGS

- A **Project Identification**
 Project Number (FM#)
 Project Name
- B **Project Characteristics**
 Work Summary
 Lead Agency
 Limits
 Length
 MTP Page Number
 SIS Classification
- C **Financial Information**
 Phase
 Fund Source
 Year Funds are Programmed
 Prior Year Cost
 Future Year Cost
 Total Project Cost
- D **Project Description**
 Additional information linked to the project
- E **Project Location Map**
 Location of where the project will implemented

The TIP may be revised due to changes in project status, project cost, and/or available revenues. These changes can be either a TIP amendment or an administrative modification. To download most recent Municipal TIP Report, please visit <http://browarddev.dtstiptool.com/index.pl>

Steps to download the most recent Municipal TIP Report:

- Step 1: **Visit** <http://browarddev.dtstiptool.com/index.pl>
- Step 2: **Click** the tab titled “Database Search”
- Step 3: Next to the “Municipality” search feature, **click** on the dropdown icon to scroll and **select** the municipality of your choice.
- Step 4: Once the desired municipality is selected, the table below will filter projects to display only those that are within the municipal boundary. **Click** the “Get Report” button above the table.
- Step 5: A window will appear on your screen where you are presented options on how you would like the information displayed. **Read** through the options and **select** the one of your choice.
- Step 6: **Unselect** “Cover Page”
- Step 7: **Click** the “Generate Report” button on the bottom right of the window.
- Step 8: A new button will appear on the window, titled “Download Report”. **Click** this and you will be directed to a new tab with a downloadable PDF of your customized report.
- Step 9: **Enjoy!**

For questions please contact Christopher Restrepo at restrepoc@browardmpo.org or (954) 876-0061.

Legends and Abbreviations:

Funding Legend

Fund Code	Fund Code Description	Funding Source
ACCM	ADVANCE CONSTRUCTION (CM)	Federal
ACFP	AC FREIGHT PROG (NFP)	Federal
ACID	ADV CONSTRUCTION SAFETY (HSID)	Federal
ACNP	ADVANCE CONSTRUCTION NHPP	Federal
ACNR	AC NAT HWY PERFORM RESURFACING	Federal
ACSA	ADVANCE CONSTRUCTION (SA)	Federal
ACSL	ADVANCE CONSTRUCTION (SL)	Federal
ACSS	ADVANCE CONSTRUCTION (SS,HSP)	Federal
ACSU	ADVANCE CONSTRUCTION (SU)	Federal
BNIR	INTRASTATE R/W & BRIDGE BONDS	R/W and Bridge Bonds
BRRP	STATE BRIDGE REPAIR & REHAB	State 100%
CIGP	COUNTY INCENTIVE GRANT PROGRAM	State 100%
CM	CONGESTION MITIGATION - AQ	Federal
D	UNRESTRICTED STATE PRIMARY	State 100%
DC	STATE PRIMARY PE CONSULTANTS	State 100%
DDR	DISTRICT DEDICATED REVENUE	State 100%
DI	ST. - S/W INTER/INTRASTATE HWY	State 100%
DIH	STATE IN-HOUSE PRODUCT SUPPORT	State 100%
DIOH	STATE 100% - OVERHEAD	State 100%
DIS	STRATEGIC INTERMODAL SYSTEM	State 100%
DITS	STATEWIDE ITS - STATE 100%.	State 100%
DL	LOCAL FUNDS - PTO - BUDGETED	Local
DPTO	STATE - PTO	State 100%
DS	STATE PRIMARY HIGHWAYS & PTO	State 100%
DSB2	EVERGLADES PKY/ALLIGATOR ALLEY	Toll/Turnpike
DSBD	I-95 EXPRESS LANES	Toll/Turnpike
DSBF	I-595	Toll/Turnpike
DSPC	SERVICE PATROL CONTRACT	State 100%
EB	EQUITY BONUS	Federal
FAA	FEDERAL AVIATION ADMIN	Federal
FCO	PRIMARY/FIXED CAPITAL OUTLAY	State 100%

FINC	FINANCING CORP	State 100%
FTA	FEDERAL TRANSIT ADMINISTRATION	Federal
FTA	Flexed FHWA to FTA funds	Federal
FTAT	FHWA TRANSFER TO FTA (NON-BUD)	Federal Earmark
GFNP	NP FEDERAL RELIEF GENERAL FUND	Federal
GFSA	GF STPBG ANY AREA	Federal
GFSU	GF STPBG >200 (URBAN)	Federal
GMR	GROWTH MANAGEMENT FOR SIS	State 100%
HSP	SAFETY (HIWAY SAFETY PROGRAM)	Federal
IM	INTERSTATE MAINTENANCE	Federal
LF	LOCAL FUNDS	Local
LFP	LOCAL FUNDS FOR PARTICIPATING	Local
NFP	NATIONAL FREIGHT PROGRAM	Federal
NHPP	IM, BRDG REPL, NATNL HWY-MAP21	Federal
NHTS	NATIONAL HWY TRAFFIC SAFETY	Federal
PKBD	TURNPIKE MASTER BOND FUND	Toll/Turnpike
PKLF	LOCAL SUPPORT FOR TURNPIKE	Local
PKM1	TURNPIKE TOLL MAINTENANCE	Toll/Turnpike
PKYI	TURNPIKE IMPROVEMENT	Toll/Turnpike
PKYO	TURNPIKE TOLL COLLECTION/OPER.	Toll/Turnpike
PKYR	TURNPIKE RENEWAL & REPLACEMENT	Toll/Turnpike
PL	METRO PLAN (85% FA; 15% OTHER)	Federal
PORB	PORT FUNDS RETURNED FROM BONDS	State 100%
PORT	SEAPORTS	State 100%
RED	REDISTR. OF FA (SEC 1102F)	Federal
REPE	REPURPOSED FEDERAL EARMARKS	Federal Earmark
ROWR	ROW LEASE REVENUES	State 100%
SA	STP, ANY AREA	Federal
SED	STATE ECONOMIC DEVELOPMENT	State 100%
SIWR	2015 SB2514A-STRATEGIC INT SYS	State 100%
SPN	PROCEED FROM SPONSOR AGREEMENT	State 100%
SR2T	SAFE ROUTES - TRANSFER	Federal
STED	2012 SB1998-STRATEGIC ECON COR	State 100%
SU	STP, URBAN AREAS > 200K	Federal
TALT	TRANSPORTATION ALTS- ANY AREA	Federal

TALU	TRANSPORTATION ALTS- >200K	Federal
TDTF	TRANS DISADV -TRUST FUND	State 100%
TDTF/TDDR	TRANS DISADV -TRUST FUND/DDR USE	State 100%
TDVD	TRANSPORTATION DIS- ADVANTAGE VOLUNTARY DOLLARS	Local
TFRT	TOLL FACILITY REVOLVING TF	Local
TM02	EVERGLADES PARKWAY	Toll/Turnpike
TMBD	I-95 EXPRESS LANES	Toll/Turnpike
TMBG	I-75 ML TOLL MAINTENANCE	Toll/Turnpike
TO02	EVERGLADES PARKWAY	Toll/Turnpike
TO10	SAWGRASS EXPRESSWAY	Toll/Turnpike
TOBD	I-95 EXPRESS LANES	Toll/Turnpike
TOBF	I-595	Toll/Turnpike
TOBG	I-75 ML TOLL OPERATIONS	Toll/Turnpike
TRIP	TRANS REGIONAL INCENTIVE PROGM	State 100%
TRWR	2015 SB2514A-TRAN REG INCT PRG	State 100%
TTP	Tribal Transportation Program	Federal

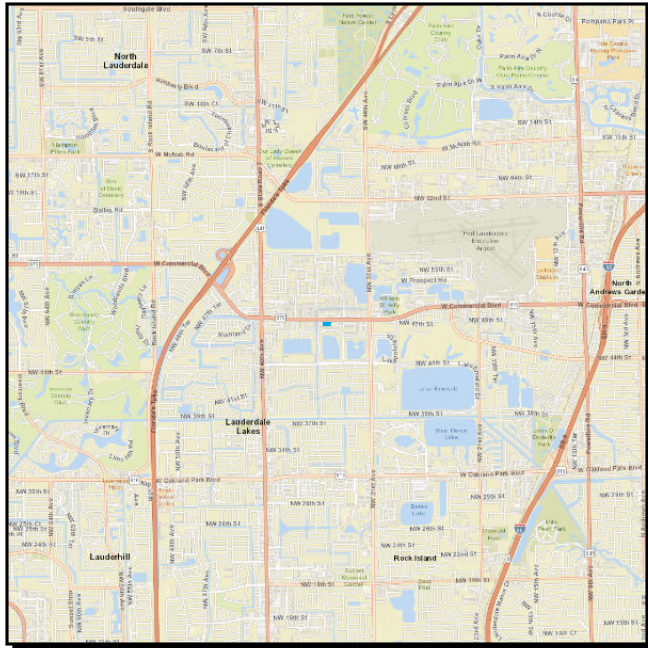
Phase Code Legend

Phase Abbreviation	Phase Group
ADM	ADMINISTRATION
CAP	CAPITAL
CST	CONSTRUCTION
DSB	DESIGN BUILD
ENV	ENVIRONMENTAL
INC	CONTRACT INCENTIVES
MNT	BRDG/RDWY/CONTRACT MAINT
OPS	OPERATIONS
PDE	P D & E
PE	PRELIMINARY ENGINEERING
PLN	PLANNING
ROW	RIGHT OF WAY
RRU	RAILROAD & UTILITIES
UPWP	Unified Planning Work Program

Section 1 - HIGHWAYS

4469961 INTERSECTION LIGHTING RETROFIT IMPROVEMENT

Non-SIS



Work Summary: LIGHTING

From:

To:

Lead Agency: FDOT

Length: 6.837

MTP Pg.: 5-36

Phase	Fund Source	2024	2025	2026	2027	2028	Total
RRU	ACSS	211,945	0	0	0	0	211,945
CST	ACSS	743,124	0	0	0	0	743,124
Total		955,069	0	0	0	0	955,069

Prior Year Cost: 643,156

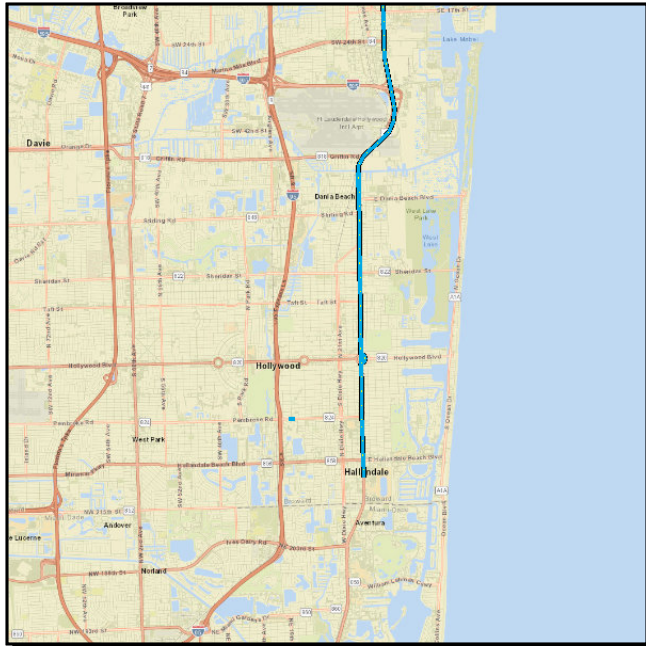
Future Year Cost:

Total Project Cost: 1,598,225

Project Description: B/C=40 B VARIOUS LOCATIONS WITHIN SOUTHEAST BROWARD COUNTY

4469971 INTERSECTION LIGHTING RETROFIT IMPROVEMENT

Non-SIS



Work Summary: LIGHTING

From:

To:

Lead Agency: FDOT

Length: 5.588

MTP Pg.: 5-36

Phase	Fund Source	2024	2025	2026	2027	2028	Total
CST	ACSS	868,195	0	0	0	0	868,195
Total		868,195	0	0	0	0	868,195

Prior Year Cost: 484,336

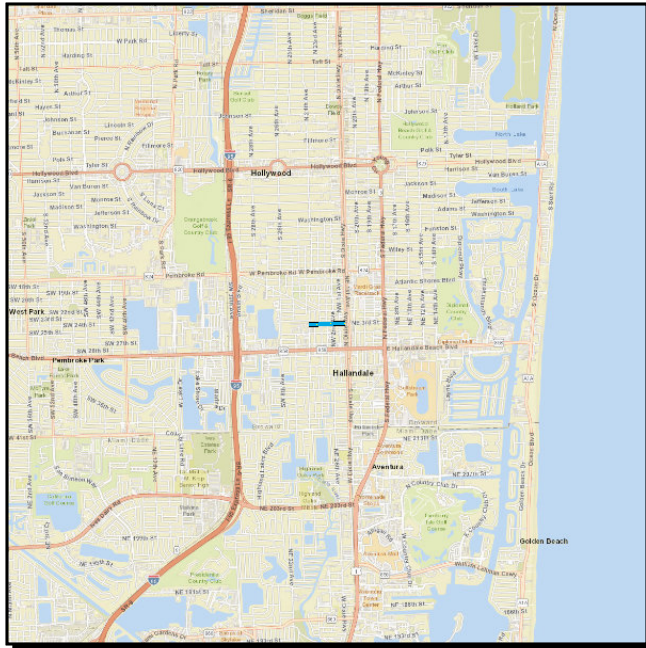
Future Year Cost:

Total Project Cost: 1,352,531

Project Description: VARIOUS LOCATIONS WITHIN SOUTHEAST BROWARD COUNTY US 1 @ SE 3 ST/NE 3 ST/ATLANTIC SHORES BLVD/SE 7 ST/SW 3 ST/STIRLING RD/NE 1 ST/OLD GRIFFIN RD; PEMBROKE RD @ NW 10 AVE.

4455271 NORTHWEST 3RD STREET FROM NORTHWEST 6TH AVENUE TO DIXIE HIGHWAY

Non-SIS



Work Summary: BIKE LANE/SIDEWALK **From:**
To:
Lead Agency: CITY OF HALLANDALE BEACH **Length:** 0.345
MTP Pg.: 5-30

Phase	Fund Source	2024	2025	2026	2027	2028	Total
PE	SU	569,995	0	0	0	0	569,995
CST	SU	0	0	623,694	2,141,740	0	2,765,434
Total		569,995	0	623,694	2,141,740	0	3,335,429

Prior Year Cost:

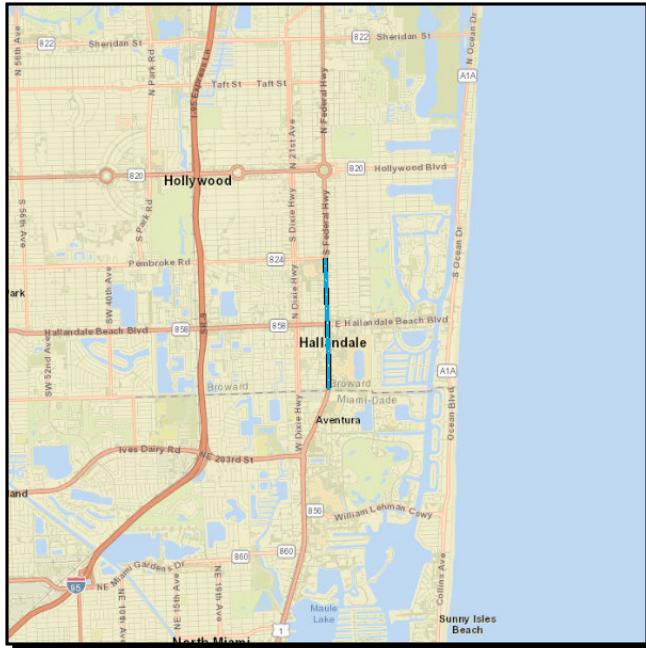
Future Year Cost:

Total Project Cost: 3,335,429

Project Description: 2021 MPO CSLIP PRIORITY #15 LAP WITH CITY OF HALLANDALE BEACH

4476741 SR-5/US-1 FROM MIAMI-DADE/BROWARD COUNTY LINE TO SR-824/PEMBROKE ROAD

Non-SIS



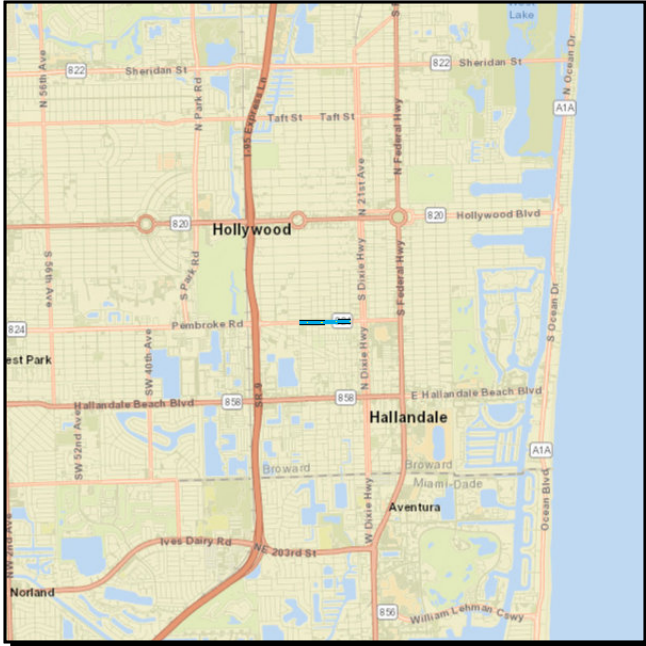
Work Summary: RESURFACING
From:
To:
Lead Agency: FDOT
Length: 1.538
MTP Pg.: 5-36

Phase	Fund Source	2024	2025	2026	2027	2028	Total
CST	DS	0	3,605,048	0	0	0	3,605,048
CST	DIH	0	127,203	0	0	0	127,203
Total		0	3,732,251	0	0	0	3,732,251

Prior Year Cost: 958,768
Future Year Cost:
Total Project Cost: 4,691,019
Project Description:

4510831 SR-824/PEMBROKE RD FR S 26 AVE/NW 8 AVE & S 22 AVE/NW 2 AVE

Non-SIS



Work Summary: LIGHTING

From:

To:

Lead Agency: FDOT

Length: 0.505

MTP Pg.: 5-36

Phase	Fund Source	2024	2025	2026	2027	2028	Total
PE	ACSS	19,082	0	0	0	0	19,082
PE	SA	5,000	0	0	0	0	5,000
RRU	ACSS	0	61,062	0	0	0	61,062
Total		24,082	61,062	0	0	0	85,144

Prior Year Cost:

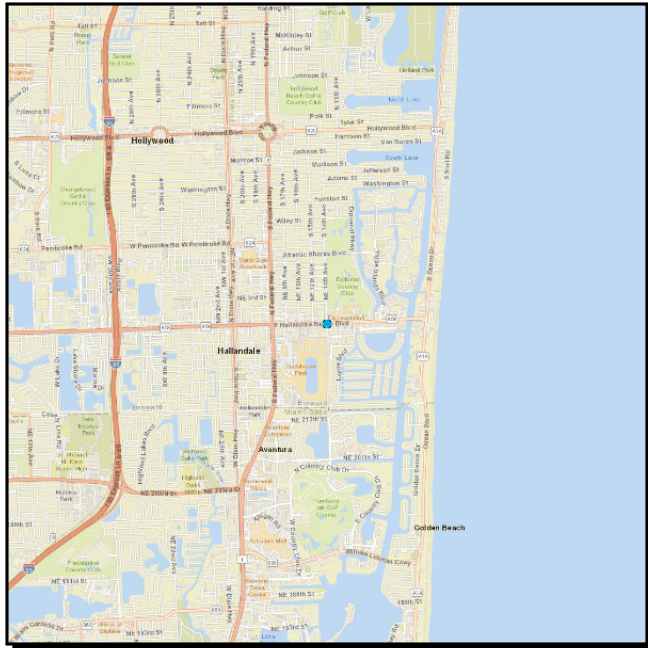
Future Year Cost:

Total Project Cost: 85,144

Project Description: B/C RATIO = 34.5 NPV \$1,488,746 SHSP EMPHASIS AREA(S): INTERSECTION & VULNERABLE ROAD USER CRASHES SR-824 AT S 22 AVENUE/NW 2 AVENUE: ENHANCE INTERSECTION AND EB/WB APPROACH LIGHTING. SR-824 AT S 26 AVENUE/NW 8 AVENUE: ENHANCE INTERSECTION AND EB/WB APPROACH LIGHTING.

4495651 SR-858/HALLANDALE BEACH BLVD @ NE 14 AVE

Non-SIS



Work Summary: ADD LEFT TURN LANE(S)

From:

To:

Lead Agency: FDOT

Length: 4.47

MTP Pg.: 5-15

Phase	Fund Source	2024	2025	2026	2027	2028	Total
PDE	DDR	0	0	0	75,000	0	75,000
Total		0	0	0	75,000	0	75,000

Prior Year Cost:

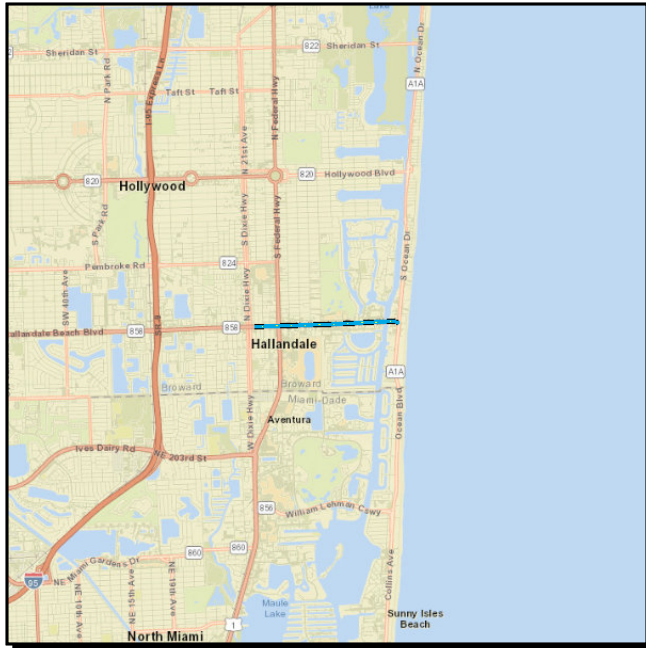
Future Year Cost:

Total Project Cost: 75,000

Project Description: 2023 MPO ROADWAY PRIORITY# 27- CITY OF HALLANDALE BEACH FEASIBILITY STUDY: IMPLEMENT DUAL LEFT TURN LANE EASTBOUND FROM EB HALLANDALE BEACH BLVD TO NB NE 14TH AVE. R/W NEEDED

4484131 SR-858/HALLANDALE BEACH BLVD FROM 2ND AVE TO A1A

Non-SIS



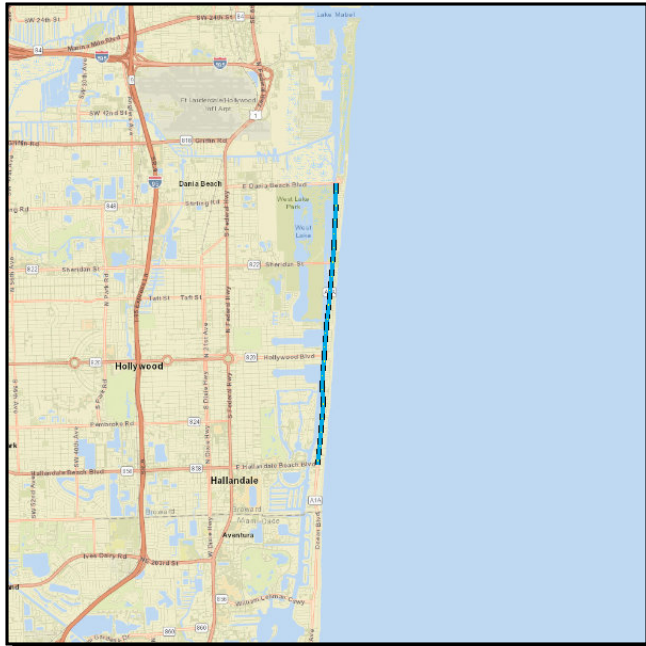
Work Summary: RESURFACING **From:**
To:
Lead Agency: FDOT **Length:** 1.722
MTP Pg.: 5-36

Phase	Fund Source	2024	2025	2026	2027	2028	Total
PE	DIH	39,198	0	0	0	0	39,198
CST	DS	0	0	5,824,667	0	0	5,824,667
CST	DIH	0	0	80,529	19,420	0	99,949
CST	ACPR	0	0	234,843	0	0	234,843
CST	DDR	0	0	907,017	0	0	907,017
Total		39,198	0	7,047,056	19,420	0	7,105,674

Prior Year Cost: 909,340
Future Year Cost:
Total Project Cost: 8,015,014
Project Description:

4485771 SR-A1A FROM CROCUS TERRACE TO VAN BUREN STREET

Non-SIS



Work Summary: DRAINAGE IMPROVEMENTS

From:

To:

Lead Agency: FDOT

Length: 0.511

MTP Pg.: 5-36

Phase	Fund Source	2024	2025	2026	2027	2028	Total
CST	LF	5,404,352	0	0	0	0	5,404,352
CST	DIH	70,242	0	0	0	0	70,242
CST	ACPR	2,055,755	0	0	0	0	2,055,755
CST	SU	2,055,755	0	0	0	0	2,055,755
Total		9,586,104	0	0	0	0	9,586,104

Prior Year Cost: 651,809

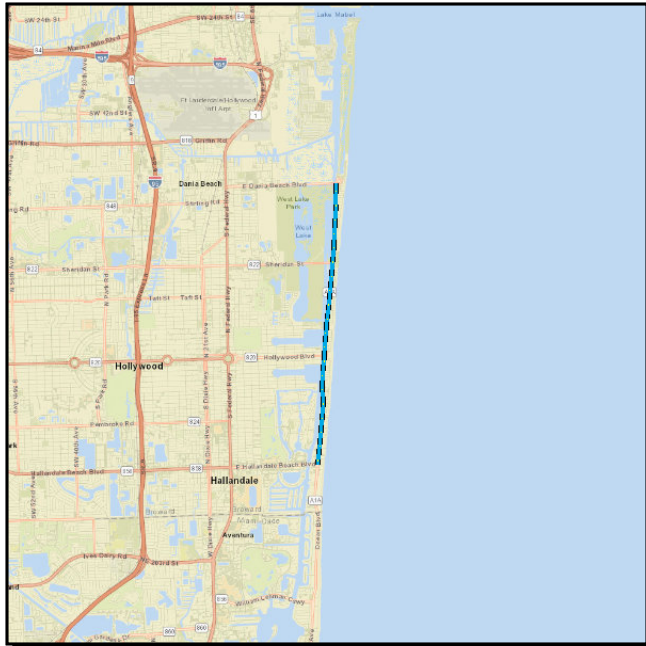
Future Year Cost:

Total Project Cost: 10,237,913

Project Description: PUMP STATIONS AT BOUGANVILLE TERRACE AD HARRISON STREET 2023 MPO ROADWAY PRIORITY #11 FDOT/SU CONTRIBUTIONS EQUAL

4485761 SR-A1A FROM FRANKLIN STREET TO DESOTO STREET

Non-SIS



Work Summary: DRAINAGE IMPROVEMENTS

From:

To:

Lead Agency: FDOT

Length: 0.162

MTP Pg.: 5-36

Phase	Fund Source	2024	2025	2026	2027	2028	Total
CST	LFP	151,728	0	0	0	0	151,728
CST	LF	1,820,727	0	0	0	0	1,820,727
CST	DIH	70,243	0	0	0	0	70,243
CST	ACPR	1,652,609	0	0	0	0	1,652,609
CST	SU	1,652,609	0	0	0	0	1,652,609
Total		5,347,916	0	0	0	0	5,347,916

Prior Year Cost: 532,950

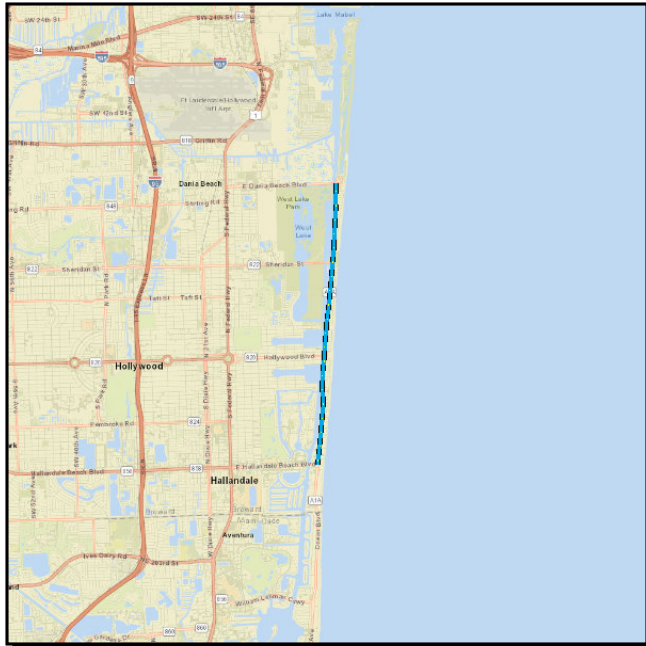
Future Year Cost:

Total Project Cost: 5,880,866

Project Description: SEAWALL & PUMP; LFA WITH CITY OF HOLLYWOOD & BROWARD CO 2023 MPO PRIORITY #11 FDOT/SU CONTRIBUTIONS EQUAL

4485741 SR-A1A FROM SHERMAN STREET TO SR-822/SHERIDAN STREET

Non-SIS



Work Summary: DRAINAGE IMPROVEMENTS

From:

To:

Lead Agency: FDOT

Length: 0.077

MTP Pg.: 5-36

Phase	Fund Source	2024	2025	2026	2027	2028	Total
CST	LFP	323,629	0	0	0	0	323,629
CST	LF	543,694	0	0	0	0	543,694
CST	DIH	39,274	0	0	0	0	39,274
CST	ACPR	1,853,737	0	0	0	0	1,853,737
CST	SU	1,853,737	0	0	0	0	1,853,737
Total		4,614,071	0	0	0	0	4,614,071

Prior Year Cost: 586,118

Future Year Cost:

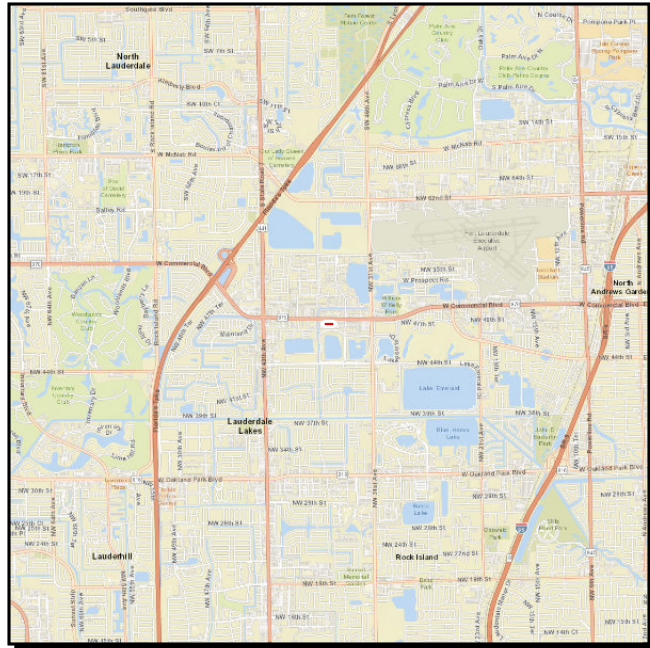
Total Project Cost: 5,200,189

Project Description: SEAWALLS & PUMP; LFA WITH CITY OF HOLLYWOOD & BROWARD CO 2023 MPO PRIORITY #11 FDOT/SU CONTRIBUTIONS EQUAL

Section 5 - FLP: RAIL

4522021 BRIGHTLINE RAIL CORRIDOR - RAISE GRANT

Non-SIS



Work Summary: RAIL SAFETY PROJECT **From:**
To:
Lead Agency: Responsible Agency Not Available 0
MTP Pg.: 5-36

Phase	Fund Source	2024	2025	2026	2027	2028	Total
CAP	TIGR	24,934,138	0	0	0	0	24,934,138
CAP	DPTO	9,500,000	0	0	0	0	9,500,000
CAP	LF	9,500,000	0	0	0	0	9,500,000
Total		43,934,138	0	0	0	0	43,934,138

Prior Year Cost: 1,000,000

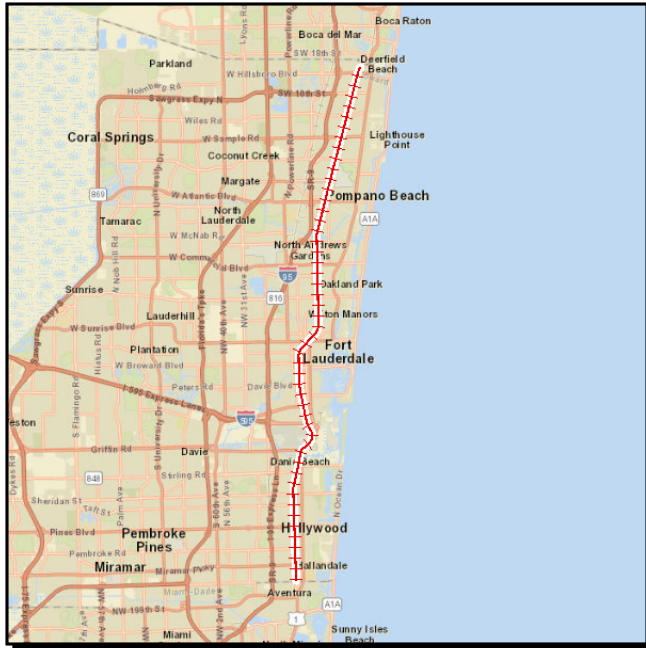
Future Year Cost:

Total Project Cost: 44,934,138

Project Description: BRIGHTLINE CORRIDOR TRESPASSING AND INTRUSION MITIGATION PROJECT. PROJECT WILL FUND DESIGN AND CONSTRUCTION OF SUPPLEMENTAL SAFETY MEASURES AT TARGETED LOCATIONS ALONG THE SHARED-USE FLORIDA EAST COAST RAILWAY/ BRIGHTLINE RAILWAY CORRIDOR. THESE INCLUDE FENCING AND LANDSCAPING IMPROVEMENTS, DELINEATORS AND ROADWAY STRIPING ..SEE WP45

4170313 SOUTH FLORIDA EAST COAST CORRIDOR (SFECC) CORRIDOR MANAGEMENT

SIS



Work Summary: RAIL CAPACITY PROJECT

From:

To:

Lead Agency: FDOT

0

MTP Pg.: 5-36

Phase	Fund Source	2024	2025	2026	2027	2028	Total
PDE	DPTO	0	1,000,000	0	0	0	1,000,000
Total		0	1,000,000	0	0	0	1,000,000

Prior Year Cost: 10,441,134

Future Year Cost:

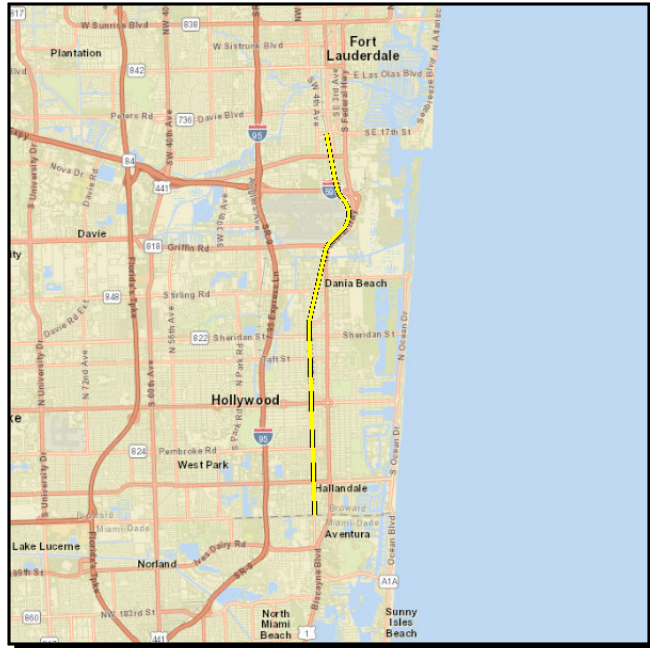
Total Project Cost: 11,441,134

Project Description: PHASE 1 AND PHASE 2 STUDIES UNDER 417031-1; D31 IS UNDER SEGMENT 8 22-01: FY 2023 FUNDS DEDICATED TO COMMUTER RAIL SUPPORT

Section 6 - FLP: TRANSIT

4522401 BROWARD COMMUTER RAIL (BCR) SOUTH

Non-SIS



Work Summary: URBAN CORRIDOR IMPROVEMENTS
From:
To:
Lead Agency: BROWARD COUNTY 0
MTP Pg.: 5-29

Phase	Fund Source	2024	2025	2026	2027	2028	Total
CAP	LF	74,250,000	0	0	0	0	74,250,000
CAP	NSTP	0	6,960,000	7,050,800	7,050,800	21,300,800	42,362,400
CAP	NSWR	0	8,040,000	7,949,200	7,949,200	7,949,200	31,887,600
CAP	FTA	0	30,000,000	30,000,000	30,000,000	58,500,000	148,500,000
Total		74,250,000	45,000,000	45,000,000	45,000,000	87,750,000	297,000,000

Prior Year Cost:

Future Year Cost:

Total Project Cost: 297,000,000

Project Description: FTA funds shown on the project are contingent on securing FTA Small Starts Grant. Based on Title 23 CFR 450.326 (j), the FTA funding is displayed for illustrative purposes only. LF funds were approved at the June 13, 2023 Broward County Commission Regular Meeting (Item 18).