

TRANSPORTATION IMPROVEMENT PROGRAM

FY 2022-2026



Municipal Reports

Parkland

Approved 7/8/2021

For complaints, questions or concerns about civil rights or nondiscrimination; or for special requests under the Americans with Disabilities Act, please contact: Hannah Bourgeois, Public Outreach Officer/Title VI Coordinator at (954) 876-0053 or bourgeois@browardmpo.org

Transportation Improvement Program Overview

The Broward Metropolitan Planning Organization (MPO)'s Transportation Improvement Program (TIP) is a five-year program that prioritizes and documents the funding of transportation improvement projects the region expects to build over the next five years. The projects include reconstruction, maintenance, and operation of major highways, arterials, and intersections; maintenance and expansion of the public transit, aviation, and port systems; construction for bicycle paths, and improvements for pedestrians within the Broward region.


The Broward MPO updates the TIP annually and the MPO Board approves the TIP in July every year. The most recently approved TIP by the Board is the FY 2022-2026 TIP. The full TIP document is available at the link <https://browardmpo.org/core-products/transportation-improvement-program-tip>.

To help municipal partners review and monitor projects in the TIP falling in their jurisdiction, the Broward MPO has extracted a list of projects for each municipality from the FY 2022-2026 TIP. The list presented includes projects that fall in this municipal boundary but exclude county-wide and state-wide projects. The chart to the right illustrates how project information is organized.

How to Read the Broward MPO's TIP Pages

Broward MPO Transportation Improvement Program - FY 2022 - 2026

4399901 CITY OF OAKLAND PARK SIDEWALKS - VARIOUS LOCATIONS
Non-SIS



Work Summary: SIDEWALK **From:**

Lead Agency: FDOT **To:**

Length: 5.641

MTP Pg.: 5-3

Phase	Fund Source	2022	2023	2024	2025	2026	Total
CST	TALT	41,941	0	0	0	0	41,941
CST	SU	2,458,145	0	0	0	0	2,458,145
CST	TALU	184,683	0	0	0	0	184,683
CST	SA	101,183	0	0	0	0	101,183
CST	ACSA	211,597	0	0	0	0	211,597
Total		2,997,549	0	0	0	0	2,997,549

Prior Year Cost: 987,491

Future Year Cost:

Total Project Cost: 3,985,040

Project Description: 2016 MPO CSLIP PRIORITY #1 FDOT IS DOING THE PROJECT ON BEHALF OF CITY OF OAKLAND PARK SEE WP45 FOR ADDITIONAL DETAILS ROADWAYS INCLUDE: NE 2ND AVE, RIGHT; NE 35TH CT, COMPOSITE; NE 35TH CT, COMPOSITE; NE 35TH ST, COMPOSITE; NE 35TH ST, COMPOSITE; NE 35TH CT, LEFT; NE 34TH ST, LEFT; NE 33RD ST, COMPOSITE; NE 32ND ST, COMPOSITE; NE 32ND ST, COMPOSITE; NE 35TH ST, COMPOSITE; NE 35TH ST, COMPOSITE; NE 35TH ST, COMPOSITE; NE 37TH ST, COMPOSITE; NE 36TH ST, COMPOSITE; NE 36TH ST, COMPOSITE; NE 33RD ST LEFT; NE 33RD ST, COMPOSITE; NE 8TH AVE, LEFT; NE 10TH AVE, LEFT; NE 10TH AVE, COMPOSITE; NE 32ND ST, COMPOSITE; NE 32ND ST, COMPOSITE; NE 11TH AVE, COMPOSITE

2022-26 TIP (4-5-21)

- A **Project Identification**
Project Number (FM#)
Project Name
- B **Project Characteristics**
Work Summary
Lead Agency
Limits
Length
MTP Page Number
SIS Classification
- C **Financial Information**
Phase
Fund Source
Year Funds are Programmed
Prior Year Cost
Future Year Cost
Total Project Cost
- D **Project Description**
Additional information linked to the project
- E **Project Location Map**
Location of where the project will implemented

The TIP may be revised due to changes in project status, project cost, and/or available revenues. These changes can be either a TIP amendment or an administrative modification. To download most recent Municipal TIP Report, please visit <http://browarddev.dtstiptool.com/index.pl>

Steps to download the most recent Municipal TIP Report:

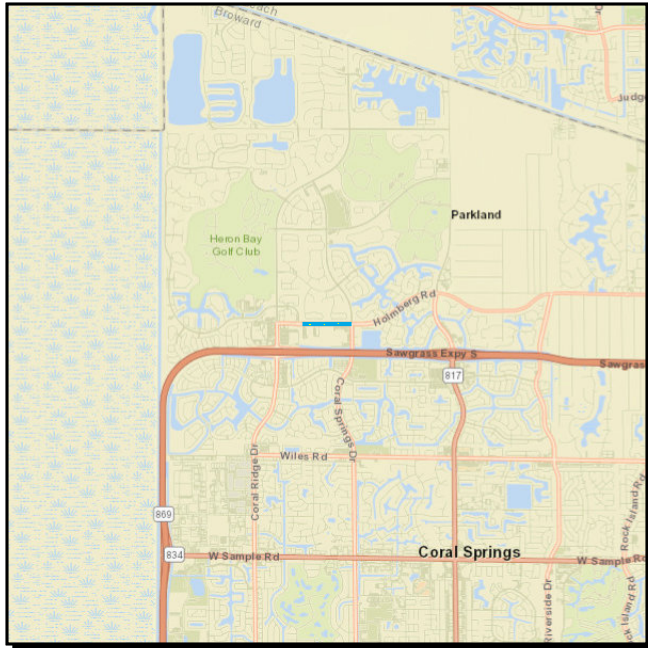
- Step 1: **Visit** <http://browarddev.dtstiptool.com/index.pl>
- Step 2: **Click** the tab titled “Database Search”
- Step 3: Next to the “Municipality” search feature, **click** on the dropdown icon to scroll and **select** the municipality of your choice.
- Step 4: Once the desired municipality is selected, the table below will filter projects to display only those that are within the municipal boundary. **Click** the “Get Report” button above the table.
- Step 5: A window will appear on your screen where you are presented options on how you would like the information displayed. **Read** through the options and **select** the one of your choice.
- Step 6: **Unselect** “Cover Page”
- Step 7: **Click** the “Generate Report” button on the bottom right of the window.
- Step 8: A new button will appear on the window, titled “Download Report”. **Click** this and you will be directed to a new tab with a downloadable PDF of your customized report.
- Step 9: **Enjoy!**

For questions please contact Christopher Restrepo at restrepoc@browardmpo.org or (954) 876-0061.

Section 1 - HIGHWAYS

4399951 HOLMBERG RD FROM HERON BAY BLVD TO PINE ISLAND RD

Non-SIS



Work Summary: BIKE LANE/SIDEWALK **From:**
To:
Lead Agency: FDOT **Length:** 0.519
MTP Pg.: 5-3

Phase	Fund Source	2022	2023	2024	2025	2026	Total
CST	TALT	48,386	0	0	0	0	48,386
CST	LF	115,365	0	0	0	0	115,365
CST	SU	494,372	0	0	0	0	494,372
CST	TALU	89,852	0	0	0	0	89,852
Total		747,975	0	0	0	0	747,975

Prior Year Cost: 172,707

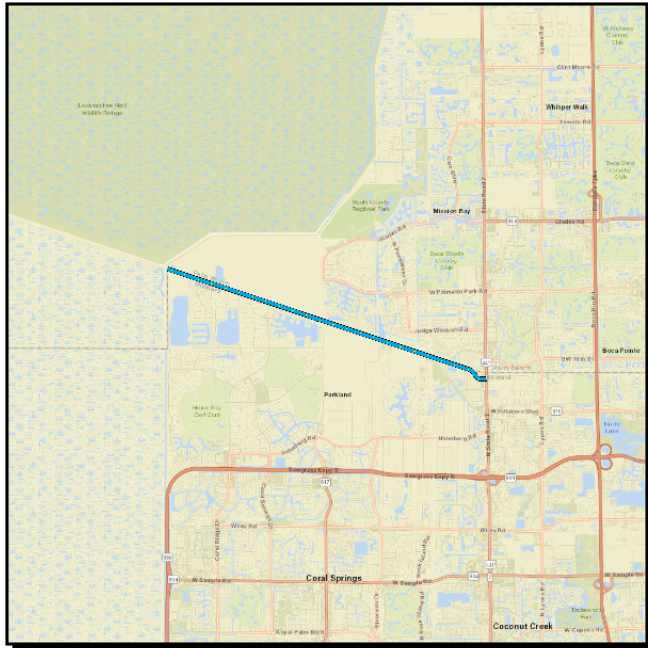
Future Year Cost:

Total Project Cost: 920,682

Project Description: 2016 MPO CSLIP PRIORITY #10 FDOT IS DOING THE PROJECT ON BEHALF OF CITY OF PARKLAND RESTRIPEING AND WIDENING FOR BICYCLE LANES AND THE ADDITION OF A RIGHT-TURN LANE. 52-02 LFA WITH CITY OF PARKLAND FOR ADDITIONAL TURN LANE

4365641 LOXAHATCHEE RD. FROM ARTHUR MARSHALL LOXAHATCHEE REFUGE TO SR-7/US-441

Non-SIS



Work Summary: ROAD RECONSTRUCTION - 2

From:

To:

Lead Agency: FDOT

Length: 6.15

MTP Pg.: 5-3

Phase	Fund Source	2022	2023	2024	2025	2026	Total
PE	SU	60,000	0	0	0	0	60,000
CST	TALT	0	741,756	0	0	0	741,756
CST	LF	0	4,565,114	0	0	0	4,565,114
CST	CM	0	235,844	0	0	0	235,844
CST	SU	0	11,507,732	124,261	0	0	11,631,993
CST	TALU	0	689,919	0	0	0	689,919
CST	SA	0	9,784,793	0	0	0	9,784,793
Total		60,000	27,525,158	124,261	0	0	27,709,419

Prior Year Cost: 2,278,011

Future Year Cost:

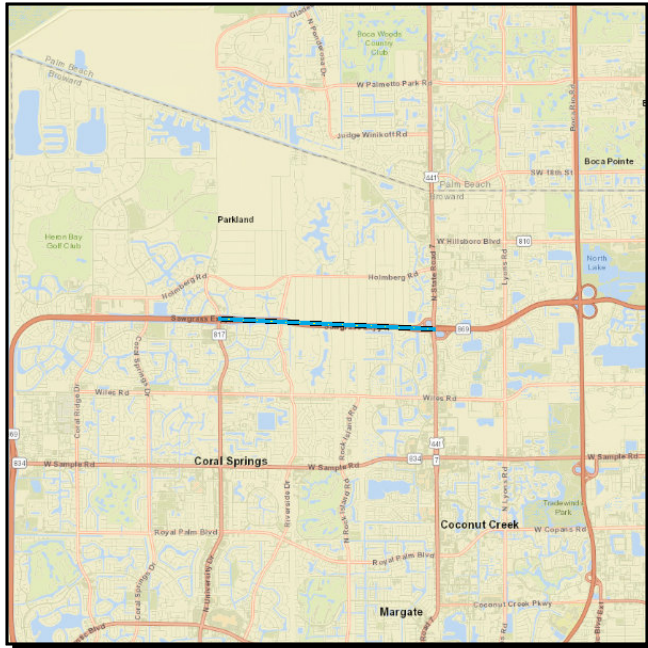
Total Project Cost: 29,987,430

Project Description: 2015 MPO PRIORITY #6 MPO BIKE/PED PROGRAM PROJECT 5202=LF WITH THE CITY OF PARKLAND 5203=LF WITH BROWARD COUNTY REALIGNING EXIST 2 LANE ROAD FOR ADDITION OF BIKE LANE

Section 2 - TURNPIKE

4354615 WIDEN SAWGRASS (SR 869) UNIVERSITY DR TO SR7 (MP 14.8-18.4)(6TO10 LNS)

Non-SIS



Work Summary: ADD LANES & RECONSTRUCT

From:

To:

Lead Agency: FDOT

Length: 3.6

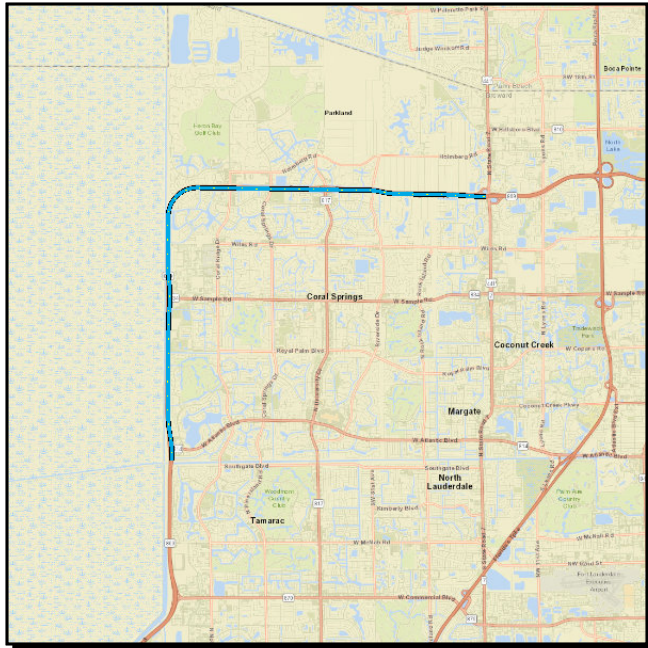
MTP Pg.: 1-7

Phase	Fund Source	2022	2023	2024	2025	2026	Total
ENV	PKYI	200,000	50,000	0	0	0	250,000
CST	PKBD	0	0	0	0	103,843,434	103,843,434
RRU	PKYI	0	0	0	0	90,000	90,000
Total		200,000	50,000	0	0	103,933,434	104,183,434

Prior Year Cost: 1,500
Future Year Cost: 30,000
Total Project Cost: 104,214,934
Project Description:

4354611 WIDEN SAWGRASS (SR869) ATLANTIC BLVD TO SAMPLE RD (MP 9-12)(6TO10 LNS)

Non-SIS



Work Summary: ADD LANES & RECONSTRUCT

From:

To:

Lead Agency: FDOT

Length: 3

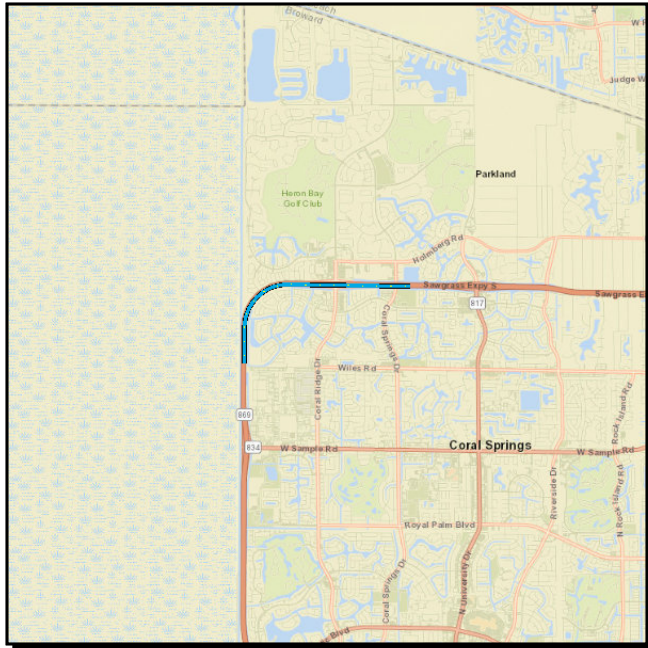
MTP Pg.: 5-6

Phase	Fund Source	2022	2023	2024	2025	2026	Total
CST	PKBD	0	0	80,023,525	0	0	80,023,525
ENV	PKYI	0	0	25,000	0	0	25,000
Total		0	0	80,048,525	0	0	80,048,525

Prior Year Cost: 21,473,898
Future Year Cost:
Total Project Cost: 101,522,423
Project Description:

4354614 WIDEN SAWGRASS (SR869) SAMPLE TO UNIVERSITY DR (MP 12-14.8)(6TO10 LNS)

Non-SIS



Work Summary: ADD LANES & RECONSTRUCT

From:

To:

Lead Agency: FDOT

Length: 2.8

MTP Pg.: 1-7

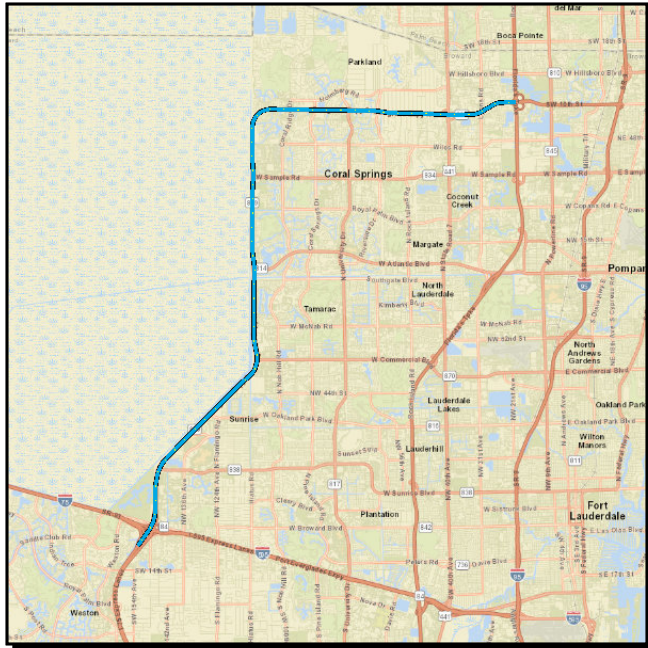
Phase	Fund Source	2022	2023	2024	2025	2026	Total
ENV	PKYI	0	25,000	0	0	0	25,000
RRU	PKYI	0	150,000	0	0	0	150,000
CST	PKBD	0	0	0	0	86,613,039	86,613,039
Total		0	175,000	0	0	86,613,039	86,788,039

Prior Year Cost: 1,500
Future Year Cost: 1,222
Total Project Cost: 86,790,761
Project Description:

Section 9 - Maintenance

4367295 HIGHWAY LIGHTING - SAWGRASS XWAY (SR 869)

Non-SIS



Work Summary: LIGHTING

From:

To:

Lead Agency: FDOT

0

MTP Pg.: 5-3

Phase	Fund Source	2022	2023	2024	2025	2026	Total
MNT	PKM1	160,000	160,000	160,000	160,000	160,000	800,000
Total		160,000	160,000	160,000	160,000	160,000	800,000

Prior Year Cost: 915,327

Future Year Cost:

Total Project Cost: 1,715,327

Project Description: