



TRANSPORTATION IMPROVEMENT PROGRAM

broward **MPO**
metropolitan planning organization
Trade Centre South · 100 West Cypress Creek Road, Suite 850
Fort Lauderdale, FL 33309-2112

FY 2014/15 – FY 2018/19

JULY 2014 (*Amended December 11, 2014*)

Please find us at: www.browardmpo.org/programs/transportation-improvement-program

Trade Centre South · 100 West Cypress Creek Road, Suite 850 · Fort Lauderdale, FL 33309-2112 · Phone 954.876.0033

www.browardMPO.org

For complaints, questions or concerns about civil rights or nondiscrimination; or for special requests under the American with Disabilities Act, please contact: Christopher Ryan, Public Information Officer/Title VI Coordinator at (954) 876-0036 or ryanc@browardmpo.org

Transportation Improvement Program

FY 2014/15- FY 2018/19

This Transportation Improvement Program has been developed consistent with federal and state requirements. State and federally funded projects were approved by the Broward MPO on July 10, 2014.



Commissioner Richard Blattner

MPO Chairperson

The preparation of this report has been financed in part through grants from the Federal Highway Administration and Federal Transit Administration, U.S. Department of Transportation, under the Metropolitan Planning Program, Section 104(f) of Title 23, U.S. Code. The contents of this report do not necessarily reflect the official views or policy of the U.S. Department of Transportation.

How to get to full project costs and other project details in the Long Range Transportation Plan (LRTP)

Projects on the Strategic Intermodal System (SIS)

The normal project production sequence has a Project Development and Environment (PD&E) phase, a Design (PE) phase, a Right of Way (ROW) phase and a Construction (CST) phase. Some projects may not have a ROW phase when land is not needed to complete the project. Costs in the TIP for projects on the SIS include historical costs, five years of the current TIP and five years beyond the current TIP, which may or may not comprise the total project cost. If no CST phase is included on a TIP page, then the entry will probably not reflect the total project cost. For some projects, such as a resurfacing, safety or operational project, a total cost may not be provided but, rather, additional details on that program are made available.

The SIS is a network of high priority transportation facilities which includes the state's largest and most significant commercial service airports, spaceport, deepwater seaports, freight rail terminals, passenger rail and intercity bus terminals, rail corridors, waterways and highways. All projects on the SIS will have a SIS identifier on the TIP page (See next page example).

For costs beyond the ten year window, access to the Long Range Transportation Plan (LRTP) is provided. The link to the LRTP is below:

http://www.browardmpo.org/userfiles/files/broward2035lrtp_amended4_18_12_Final%20resized.pdf

The LRTP reference on the TIP page provides the information necessary to locate the full project costs and/or additional details regarding the project in the LRTP (See next page example). If no LRTP reference exists in the TIP, full project costs are provided in the TIP.

How to locate a TIP project in the LRTP: The LRTP reference on the TIP page (see next page example) shows the page number (e.g., Pg #) where the project can be found in the document. If further assistance is needed, please call 954-876-0042.

Phase	Fund Source	2015	2016	2017	2018	2019	Total
BROWARD COUNTY - FM# 4070915 (TIP#)							*SIS*
Type of Work: ROUTINE MAINTENANCE					Lead Agency: FDOT		
Project Type: State Managed					LRTP#: Page 224		
Roadway Preservation Program							
MSC	D	350,000	350,000	0	0	0	700,000
Total		350,000	350,000	0	0	0	700,000
<i>Prior Years Cost</i>		<i>440,000</i>	<i>Future Years Cost</i>		<i>Total Project Cost</i>		<i>1,140,000</i>
BROWARD COUNTY - FM# 4062676 (TIP#)							*SIS*
Type of Work: ROUTINE MAINTENANCE					Lead Agency: FDOT		
Project Type: State Managed					LRTP#: Page 224		
Roadway Preservation Program							
MSC	D	50,000	50,000	0	0	0	100,000
Total		50,000	50,000	0	0	0	100,000
<i>Prior Years Cost</i>		<i>50,000</i>	<i>Future Years Cost</i>		<i>Total Project Cost</i>		<i>150,000</i>
BROWARD COUNTY - FM# 2317234 (TIP#)							*SIS*
Type of Work: SERVICE PATROL/FHP					Lead Agency: FDOT		
Project Type: State Managed					LRTP#: PAGE 224		
MSC	TM02	804,000	0	0	0	0	804,000
MSC	DDR	3,590,188	0	0	0	0	3,590,188
MSC	D	253,812	0	0	0	0	253,812
Total		4,648,000	0	0	0	0	4,648,000
<i>Prior Years Cost</i>		<i>3,348,000</i>	<i>Future Years Cost</i>		<i>Total Project Cost</i>		<i>7,996,000</i>
BROWARD COUNTY - FM# 4130836 (TIP#)							*SIS*
Type of Work: ROUTINE MAINTENANCE					Lead Agency: FDOT		
Project Type: State Managed					LRTP#: Page 224		
Roadway Preservation Program							
MSC	D	0	150,000	0	0	0	150,000
Total		0	150,000	0	0	0	150,000
<i>Prior Years Cost</i>			<i>Future Years Cost</i>		<i>Total Project Cost</i>		<i>150,000</i>

Non-SIS Projects

The normal project production sequence has a Project Development and Environment (PD&E) phase, a Design (PE) phase, a Right of Way (ROW) phase and a Construction (CST) phase. Some projects may not have a ROW phase when land is not needed to complete the project. Costs in the TIP for projects not on the SIS include historical costs and five years of the current TIP, which may or may not comprise the total project cost. If no CST phase is included on a TIP page, then the entry will probably not reflect the total project cost. For some projects, such as resurfacing, safety or operational projects, a total cost may not be provided but, rather, additional details on that program are made available.

Total project costs and other project details will be accessible in the TIP for all non SIS projects included in the TIP. All projects not on the SIS will have a “Non-SIS identifier” on the TIP page (See next page example).

For costs beyond the five year window, access to the Long Range Transportation Plan (LRTP) is provided. The link to the LRTP is below:

http://www.browardmpo.org/userfiles/files/broward2035lrtp_amended4_18_12_Final%20resized.pdf

The LRTP reference on the TIP page provides the information necessary to locate the full project costs and/or additional details regarding the project in the LRTP (See next page example). If there is no LRTP reference in the TIP, full project costs are provided in the TIP.

How to locate a TIP project in the LRTP: If the LRTP reference on the TIP page shows a page number (e.g., Pg #), click on the link above and go to the page number to find project’s details; if the LRTP reference on the TIP page doesn’t show a page number but has numbers and letters only (e.g., 09B318), click on the link above and ‘search’ the last 3 digits (the Project ID). For further assistance please call 954-876-0042.

Phase	Fund Source	2015	2016	2017	2018	2019	Total
ANDREWS AVE EXT FROM POMPANO PARK PLACE TO S. OF ATLANTIC BLVD - FM# 2307241 (TIP#)					Length: 0.418 mi	*Non-SIS*	
Type of Work: ADD LANES & RECONSTRUCT					Lead Agency: FDOT		
Project Type: State Managed					LRTP#: Pg198		
POMPANO PARKWAY TO S OF ATLANTIC BLVD ADD 2L RECONSTRUCT 2L (4LD)							
ROW	SU	151,221	588,834	0	0	0	740,055
ROW	SA	3,323,015	275,563	0	0	0	3,598,578
ROW	CM	0	176,580	0	0	0	176,580
Total		3,474,236	1,040,977	0	0	0	4,515,213
<i>Prior Years Cost</i>		23,358,392	<i>Future Years Cost</i>		<i>Total Project Cost</i>		27,873,605
ANDREWS AVE EXT FROM NW 18TH STREET TO COPANS RD - FM# 2307301 (TIP#)					Length: 0.720 mi	*Non-SIS*	
Type of Work: ADD LANES & RECONSTRUCT					Lead Agency: FDOT		
Project Type: State Managed					LRTP#: Pg198		
NW 18 STREET TO COPANS ROAD ADD 2L, RECONSTRUCT 2L (4LD)							
ROW	SU	5,404	2,194,287	0	0	0	2,199,691
ROW	SA	0	1,476,097	0	0	0	1,476,097
Total		5,404	3,670,384	0	0	0	3,675,788
<i>Prior Years Cost</i>		24,495,318	<i>Future Years Cost</i>		<i>Total Project Cost</i>		28,171,106
ANDREWS AVENUE FROM SR-736/DAVIE BLVD TO SE 5TH STREET - FM# 4316881 (TIP#)						*Non-SIS*	
Type of Work: BIKE LANE/SIDEWALK					Lead Agency: FDOT		
Project Type: State Managed					LRTP#: Pg178		
PE	SU	0	0	0	221,281	0	221,281
Total		0	0	0	221,281	0	221,281
<i>Prior Years Cost</i>			<i>Future Years Cost</i>		<i>Total Project Cost</i>		221,281
ARTERIAL ROAD RANGER - FM# 4296901 (TIP#)					Length: 3.016 mi	*Non-SIS*	
Type of Work: SERVICE PATROL/FHP					Lead Agency: FDOT		
Project Type: State Managed					LRTP#: PAGE 224		
MSC	DDR	0	100,000	100,000	100,000	0	300,000
Total		0	100,000	100,000	100,000	0	300,000
<i>Prior Years Cost</i>			<i>Future Years Cost</i>		<i>Total Project Cost</i>		300,000

Table of Contents

EXECUTIVE SUMMARY	2
FUNDING LEGEND.....	11
EXPLANATION OF MAJOR ABBREVIATIONS	14
YEAR 2035 LONG RANGE TRANSPORTATION PLAN.....	19
2035 HIGHWAY COST FEASIBLE PLAN.....	20
2035 TRANSIT COST FEASIBLE PLAN	21
SUMMARY OF TRANSPORTATION SYSTEMS MANAGEMENT ACTIVITIES	22
INTERMODAL PROJECTS	24
UNFUNDED PRIORITY PROJECTS	26
UNFUNDED MULTIMODAL SURFACE TRANSPORTATION PRIORITIES.....	33
PUBLIC INVOLVEMENT AND INTER-AGENCY CONSULTATION.....	39
ROADWAY CAPACITY PROJECTS IN TRANSPORTATION IMPROVEMENT PROGRAM	44
5-YEAR SUMMARY OF PROJECTS BY FUND CATEGORY	45
5-YEAR SUMMARY OF FUNDING SOURCE.....	87
SECTION 1 – ROADWAY AND BIKE/PED	88
SECTION 2 – TRANSIT	200
SECTION 3 – AVIATION	207
SECTION 4 – COMMUTER RAIL	219
SECTION 5 – PORT	226
SECTION 6 – TRANSPORTATION DISADVANTAGED	237
PROJECT INDEX	239
APPENDIX A – ADDITIONAL PROJECT INFORMATION	260

EXECUTIVE SUMMARY

Introduction

The **Transportation Improvement Program** (TIP) is authorized through the federal **Moving Ahead for Progress in the 21st Century**(MAP-21) legislation, signed into law July 6, 2012 and Florida Statutes as follows:

- 23 United States Code (U.S.C.) 134 (j) and (k)(3) and (4) (*Transportation Improvement Program*)
- 23 U.S.C. 204 (*roads on federal lands to be included in the TIP where applicable*)
- 49 U.S.C 5304 (*Transportation Improvement Program*)
- 23 C.F.R. [Code of Federal Regulations] 450.320, 450.324, 326, 328, 330, and 332 (*Transportation Improvement Program*)
- 23 C.F.R. 500.109, 500.110, and 500.111 (*Congestion Management System, Public Transportation Management System, and Intermodal Management System, respectively*)
- Subsection 339.175(5) and (7), Florida Statutes (F.S.) (*Transportation Improvement Program*)
- Subsection 339.135(4)(c) and (4)(d), F.S. (*Work Program*)
- Subsection 427.015(1), Florida Statutes (*Transportation Disadvantaged*)
- Subsection 334.30(9), Florida Statutes (*Public Private Partnerships*)

The TIP provides a staged multiyear, intermodal program of transportation projects consistent with the Broward Metropolitan Long-Range Transportation Plan (LRTP) [23 C.F.R. 450.104]. It contains countywide transportation-related projects proposed for initiation in the next five years. The TIP is adopted by the Broward Metropolitan Planning Organization (MPO) and covers the state fiscal years (FY) 2014/15 to 2018/19 (that is, July 1, 2014 - June 30, 2018). The state and federally funded projects listed within the TIP are in accordance with the Florida Department of Transportation's (FDOT's) Five-Year Work Program. Listed TIP projects include:

- transit bus capital improvements and operating expenses, including transportation disadvantaged programs and services;
- construction of sidewalks, bike lanes, greenways, and multipurpose paths;
- landscaping and enhancements;
- road and bridge construction including right-of-way acquisitions;
- maintenance such as rehabilitation and resurfacing;
- road drainage;
- traffic signalization;
- airport and seaport improvements;

- regionally significant transportation projects for which Federal Highway Administration (FHWA) or Federal Transit Administration (FTA) approval is required whether or not the projects are to be funded through Title 23 and 49, U.S.C.; and regionally significant transportation projects, per Title 40, Code of Federal Regulations, Part 93 (without federal funds.)

Included (for informational purposes) are the lists of unfunded priority projects covering the different modes of transportation. These lists contain projects that are to be included in the TIP as additional funds become available.

The Broward MPO's TIP is multimodal in nature, addresses both local and regional concerns, and was developed through the input and involvement of the following governmental agencies: Florida Department of Transportation; South Florida Regional Transportation Authority; Southeast Florida Transportation Council; the municipalities within Broward County; and the Broward County Urban Planning and Redevelopment, Aviation, Port Everglades, Public Works, Transportation, and Human Services Departments.

The TIP document contains the following items:

- EXECUTIVE SUMMARY
- FUNDING LEGEND
- EXPLANATION OF ABBREVIATIONS
- YEAR 2035 LONG RANGE TRANSPORTATION PLAN SUMMARY
- YEAR 2035 COST FEASIBLE HIGHWAY PLAN MAP
- YEAR 2035 COST FEASIBLE TRANSIT PLAN MAP
- SUMMARY OF TRANSPORTATION SYSTEMS MANAGEMENT ACTIVITIES
- INTERMODAL AND MULTIMODAL PROJECTS
- UNFUNDED PRIORITY PROJECTS
- PUBLIC INVOLVEMENT AND INTER-AGENCY CONSULTATION
- ROADWAY CAPACITY PROJECTS IN TRANSPORTATION IMPROVEMENT PROGRAM
- 5-YEAR SUMMARY OF FUNDS BY FUND CATEGORY
- 5-YEAR SUMMARY OF FUNDS BY FUND SOURCE
- 5-YEAR LISTING OF PROJECTS (SECTION 1 to 6) INCLUDING TOTAL PROJECT COST
- INDEX BY PROJECT NAME
- INDEX BY PROJECT NUMBER

All projects are listed in alphabetical order. **Appendix A** provides additional information for the TIP projects. The majority of the projects are located on Regional Freeways and Arterials. More information on the Regional Freeways, Arterials and Hubs, could be found at:

<http://seftc.org/system/uploads/documents/Transportation%20Network%20figure.pdf?1320085742>

The improvements proposed and listed in this document are subject to change by the implementing agencies. When these agencies submit proposed changes, the MPO considers approval of these revisions.

Financial Plan

The TIP is financially constrained for each year, and the federal- and state-funded projects in this document can be implemented using current and proposed revenue sources based on the FDOT Final Tentative Work Program for FY 2014/15-2018/19 and locally dedicated transportation revenues. The MPO develops the TIP in cooperation with the State and the transit operator who provide the MPO with estimates of available federal and state funds in order for the MPO to develop its financial plan [23 C.F.R. 450.324(a) and Subsection 339.175(7), F.S.] The MPO also coordinates with Broward County modal agencies and municipalities in order to provide listings of locally funded projects. A comprehensive Summary of Funds is located just before the list of projects (Section 1) of this document.

Project Selection

Projects in the TIP are selected for implementation from the LRTP, in accordance with Title 23 of the United States Code (USC), section 134, as amended by MAP-21 legislation, and Title 23 of the Code of Federal Regulations, Section 450.332. As a region with a population of over 200,000 individuals, Broward County is part of the Miami Urbanized Area (UZA). This UZA is also known as a Transportation Management Area. Projects within this area that are on the National Highway System, the Bridge Program, and Interstate Maintenance Program are selected for implementation by the State of Florida, in cooperation with the MPO. Additionally, the MPO focuses its prioritization of projects on those that are transit-focused, compatible with the livable communities concept, regionally significant and those that are part of or connected with the State's Strategic Intermodal System (SIS).

Consistency with other Plans

The TIP is consistent with the Year 2035 Long Range Transportation Plan (LRTP) and will be consistent with the upcoming 2040 Long Range Transportation Plan (LRTP) which is expected to be adopted by December 2014. In addition, the TIP is consistent, to the maximum extent feasible, with the Seaport Master Plan, the Aviation Master Plan, the Broward County Comprehensive Plan, and local government comprehensive plans.

This consistency is achieved through the Unfunded Multimodal Surface Transportation Priorities list that is updated annually by the Broward MPO. Projects included in this list are derived from the LRTP, the Regional Long Range Plan and input from local governments and implementing agencies. In this way, it is the MPO board that sets project priorities to be programmed by the State into the Work Program and reflected in the TIP.

Project Priorities

Projects selected for inclusion in the TIP are consistent with federal requirements and the FDOT Adopted Work Program. These projects are financially feasible for the appropriate funding category and represent the MPO's project priorities. The projects in the Unfunded Multimodal Surface Transportation Priorities list are evaluated and ranked based upon a screening process that identifies projects that are most important or most significant. This process has two steps. First, an initial screening is performed to establish how well each project addresses the MPO's stated policies and objectives and attends to federal and state goals. Second, projects are weighted by mode in order to address current MPO objectives of multimodalism. As new projects are introduced, they are ranked and added to the previous year's multimodal priority list.

Implemented Projects – Annual Obligations List (AOL)

The MPO publishes an annual listing of projects, produced by FDOT, for which federal funds have been obligated in the preceding year. This Federal Obligations Report, also known as the AOL, is located on the BMPO's web site at:

[http://www.browardmpo.org/userfiles/files/BROWARD_MPO%202013%20AOL%20report\(1\).pdf](http://www.browardmpo.org/userfiles/files/BROWARD_MPO%202013%20AOL%20report(1).pdf)

Major Projects

Major projects are projects of significant size and scope. Listed below are major projects from last year's TIP that were implemented or are underway. Identified also are any significant advances in the planned implementation of major projects and finally, new projects of major impact countywide. Of the projects listed below, there may be particular interest in those that are associated with the American Recovery and Reinvestment Act of 2009 (ARRA) and the I-595 Public Private Partnership (P3).

ARRA-funded Projects. Early in 2009, Congress approved the American Recovery and Reinvestment Act of 2009 to address national economic challenges. Through this Act, the Broward MPO selected local transportation projects that were "shovel-ready" and would thereby create employment opportunities promptly. The roadway expansion and construction of a low-level bridge on Dixie Highway in Deerfield Beach filled the intent of the federal government's effort and was thereby advanced and presently completed. ARRA funds will also be used for advancing and expanding the scope for implementation of All Electronic Tolling (AET) along the Turnpike Mainline in Broward, southern Palm Beach and northern Miami-Dade Counties. Smaller projects include countywide bus shelters, several transportation enhancement projects, and transit capital projects for the South Florida Regional Transportation Authority.

I-595 Improvements

The I-595 project opened to the public **March, 2014**. A public/private partnership (P3) approach was used by FDOT to implement the I-595 projects identified in the Cost Feasible Plan of the Broward MPO's 2035 Long Range Transportation Plan. Subsection 334.30(9), *Florida Statutes*, allows FDOT to enter into P3 agreements that include extended terms providing annual payments for performance based on the availability of service, the facility being open to traffic, or the level of traffic using the facility.

A private concessionaire was designing, building, financing, and will operate and maintain I-595 over a 35-year period, with implementation of the improvements which began in 2009. The concessionaire will be paid an annual availability payment every year after construction is completed until the end of the concession term. The reversible express lanes component on I-595 will be operated as managed lanes with variable tolls. FDOT will retain the toll revenue and will control the toll rates.

The I-595 Corridor Development P3 Project spreadsheet (see TOC for page number), provides additional information on phasing, cost, type of funding and timing of payments to the concessionaire through Year 2044. It also includes projects for right of way acquisition, utilities, geotechnical services, bus rapid transit and toll collection components outside the scope of the concessionaire agreement. While improvements to I-595 were planned and designed prior to the federal economic stimulus funds provided through the ARRA, this project is instrumental in assisting with economic recovery in Broward County.

Climate Change and Air Quality

Recognizing that addressing climate change is a regional effort, in October 2009, the Broward MPO joined with the counties of Broward, Miami-Dade, Monroe and Palm Beach to formally discuss the climate challenges facing southeastern Florida. At the conclusion of this Southeast Regional Climate Leadership Summit, the entities committed to work together in partnership to address climate change concerns. The Broward MPO is coordinating with other regional partners to address climate change proactively. A key part of the effort is working with state and federal agencies regarding new approaches and potential funding that will alleviate air quality concerns. On March 5, 2013, the FHWA awarded a \$300,000 grant to the Broward MPO to lead the effort to develop tools to integrate climate change adaptation goals into the transportation decision-making process and provide a model of climate change adaptation for other public transportation providers. The Broward MPO will administer the grant for the partner agencies from the four counties, mentioned above, of the Southeast Florida Regional Climate Change Compact. The deadline for completion of the project is September 30, 2014. For more information please call 954-876-0038.

Completed and Underway Projects:

- FM No. 403984-1: Eller Dr/ICTF Overpass is underway.
- FM No. 414561-1: I-75 at Miramar Pkwy- Minor Interchange Improvements – CST is underway.
- FM No. 422796-1: [ARRA] I-95 Express Lanes from Miami-Dade/Broward County line to I-595 Broward Blvd. Park and Ride Lot – CST is underway
- FM No. 407704.1: Fort Lauderdale/Hollywood International Airport – Aviation Capacity Project is underway
- FM No. 430596.1: Port Everglades Southport Turning Notch Expansion – Seaport Capacity Project is underway

- FM No. 420809-3: I-595 Reconstruction/Public Private Partnership (P3) – East of I-75 to west of I-95 – Add 3 reversible lanes in median (6LD + 3 Reversible), interchange improvements at turnpike mainline, reconstruction, resurfacing, widening, and operational improvements such as braided ramps and auxiliary lanes is completed.

Advanced Projects:

- FM No. 415462-6: All Electronic Tolling – Phase 4B on Turnpike Mainline is completed

New Projects:

- FM No. 424219-2: I-95 Express Lanes Phase 1
- FM No. 424219-3: I-95 Express Lanes Phase 2, Bus Operations and Maintenance
- FM No. 421707-3: I-75 Managed Lanes from Miami-Dade/Broward County Line to South of Miramar Parkway, add special use lane
- FM No. 421707-4: I-75 Managed Lanes from South of Miramar Parkway to South of Sheridan Street, add special use lane

- FM No. 421707-5: I-75 Managed Lanes from South of Sheridan Street to North of Griffin Road, add special use lane
- FM No. 421707-6: I-75 Managed Lanes from North of Griffin Road to I-595, add special use lane
- FM No. 421707-7: I-75 Managed Lanes from Miami-Dade/Broward County Line to I-595, ITS Communication System

Broward MPO Mobility Program

The main focus of the Broward MPO Mobility Program is to provide additional transportation options other than the automobile. Projects under this program include bicycle and pedestrian facilities that seek to complement the goals and vision of the Broward MPO’s Complete Streets initiative. The 2014/15 – 2018/19 TIP currently lump sums the mobility projects by geographic area, with each lump sum group consisting of multiple projects that improve the bicycle and pedestrian environment of the area. These projects (and their descriptions) are on the following page.

- FM No. 434674-1: Broward Mobility Project – Pompano Beach Bike Lanes (NE 5th Avenue from 10th Street to Copans Road and NE 10th Street from SR-811/Dixie Highway to SR-5/US-1)
- FM No. 434686-1: NE Broward Mobility Project – Pompano Beach/Deerfield Beach (48th Street/49th Street from Powerline Road to SR-5/US-1 and SW 3rd Avenue from SR-869/SW 10th Street to SR-810/Hillsboro Boulevard)
- FM No. 434690-1: Broward Mobility Hollywood/Hallandale (S 14th Avenue from SR-858/Hallandale Beach Boulevard to Polk Street, Polk Street from S 14th Avenue to N 14th Avenue, N 14th Avenue from Polk Street to Arthur Street, Arthur Street at N 14th Avenue and N 14th Avenue from Arthur Street to Harding Street)
- FM No. 434697-1: Broward Mobility Hollywood (SW 56th Avenue from Washington Street to SR-848/Stirling Road and SW 62nd Avenue from County Line Road/SW 41st Street to Johnson Street)
- FM No. 434699-1: Broward Mobility Project – Pompano Beach Sidewalks (SE 2nd Street from SE 11th Avenue to SR-5/US-1 and NE 4th Street from NE 14th Avenue to SR-5/US-1)

Public Involvement and Inter-agency Consultation

The Broward MPO ensures compliance with the public involvement requirements outlined in 23 Code of Federal Regulations 450.316(b)(1) & 450.324(c) and Section 339.175(7), Florida Statutes. As part of its ongoing public involvement process, in May 2013, the Broward MPO requested input from local governments regarding priorities for highway and enhancement projects. Prior to this in December, 2012, the Broward MPO Board reviewed and conducted a public hearing on FDOT's District 4 and Turnpike Enterprise Draft Tentative Work Programs, FY 2013/14-2017/18. Comments and concerns were forwarded to FDOT for entry into the records of FDOT's Public Hearing. The Technical Coordinating Committee (TCC), Community Involvement Roundtable (CIR) and the Broward MPO Board also reviewed FDOT’s District 4 and the Turnpike Enterprise’s Tentative Work Program at their meetings in November 2012, and December 2012, respectively.

A 30 day comment period was initiated on June 5, 2014 with a newspaper advertisement in the South Florida Times, followed by the El Sentinel and Sun Sentinel. A notice and an electronic copy of the TIP were posted to the Broward MPO website at: www.browardmpo.org under the “**Programs**” tab and **Transportation Improvement Program** or directly at www.browardmpo.org/programs/transportation-improvement-program

Copies of the TIP were distributed to 8 (eight) main Broward County libraries. Prior to the adoption of the 2014 Transportation Improvement Program, the Broward MPO held public hearings during regularly scheduled meetings, providing the public with three opportunities to make verbal comments. The comment period closed at Noon on July 10, 2014.

- **Technical Coordinating Committee on Wednesday, June 25, 2014 at 2:30 p.m.**
- **Community Involvement Roundtable on Wednesday, June 25, 2014 at 6:00 p.m.**
- **Broward MPO Board on Thursday, July 10, 2014 at 9:30 a.m.**

Broward MPO staff members have completed their coordination with the Data Transfer Solutions (DTS) to finalize conversion of the Interactive TIP Tool software being utilized for TIP development, into a web-based interactive tool. This new format enhances opportunities for the general public to find out information and to comment about projects in the area, through the MPO’s website.

The Broward MPO produced a fact sheet explaining the Transportation Improvement Program (TIP) process, in both English and Spanish. The fact sheets are available under the Public Involvement: TIP Flyer chapter of this document, on the MPO’s website, distributed to our agency’s e-mail database and copies of the fact sheet were also sent to the 8 (eight) libraries for display with the TIP document.

Certification

The FHWA and FTA fully certified the Broward MPO’s and the Miami Urbanized Area’s planning processes in May 10-11, 2011. The next federal certification review will occur in 2015. The state certification process is conducted annually.

Congestion Management Process (CMP) / Livability Planning (LP)

The Broward MPO has combined the Congestion Management Process (CMP) and Livability Planning (LP) to provide a comprehensive approach to implementing the Broward MPO 2035 Long Range Transportation Plan (LRTP). The Congestion Management Process (CMP) is a system that identifies solutions for congestion problems on major thoroughfares, with emphasis on low-cost alternatives to road construction wherever possible. As federally required, the CMP will continue to evaluate the transportation network, identify congested areas, and recommend operational strategies and capital improvements. Combining

Livability Planning with the CMP allows for analysis of the inter-relation of multi-modal transportation and land use, so that near-term improvements are the first step to implementing the premium transit and Mobility Hubs from the LRTP.

Individual congested corridors were identified through the CMP/LP process for further studies. Studies on selected corridors will develop congestion management and livability planning strategies that will reduce congestion, determine appropriate transit supportive land use designations, develop guidelines for redevelopment and increase transit ridership and multi-modal transportation options. The results of the CMP are taken into consideration in the TIP development process during the annual development of the MPO's Unfunded Multimodal Surface Transportation Priorities.

Transportation Disadvantaged (TD)

Services for people who are transportation disadvantaged, located in Section 6 of this TIP, are developed pursuant to Subsection 427.015(1), Florida Statutes, and Rule 41-2 of the Florida Administrative Code. In Broward County, over one hundred million dollars will be spent on capital and operating expenses over the next 5 years to provide both Transportation Disadvantaged (TD) and Americans with Disabilities Act (ADA) transportation services. Through federal, state and Broward County government funding, people who qualify for either the Florida's TD program or the federal ADA are eligible to receive specialized transportation services.

Amendments

Amendments are incorporated into the Transportation Improvement Program (TIP) at anytime during the program year through the same procedures required for developing and adopting the TIP. Amendment(s) may be for the purpose of deleting projects, adding projects, advancing projects, revising the funding of projects, or modifying the scope or limits of projects. Amendments will be referenced in an Appendix at the end of the TIP. These amendments that have been updated into the interactive TIP also will be posted quarterly on BMPO's web site at www.browardmpo.org under 'programs' under 'Transportation Improvement Program' under 'amendments'.

Please Send Correspondence to:

Broward Metropolitan Planning Organization
100 West Cypress Creek, Suite 850
Fort Lauderdale, FL 33309

OR

<http://www.browardmpo.org/mpo/contactus.htm>

Email to: info@browardmpo.org

FUNDING LEGEND

CODE	NAME	SOURCE OF FUNDS	PARTICIPATION %
ACBR	Advance Construction (BRT)	Federal	100
ACCM	Advance Construction (CM)	Federal	100
ACEN	Advanced Construction (EBNH)	Federal	100
ACIM	Advanced Construction Funds - Interstate Maintenance	Federal	100
ACNH	Advance Construction (NH)	Federal	100
ACNP	Advance Construction (NHPP)	Federal	100
ACSA	Advance Construction (SA)	Federal	100
ACSB	Advance Construction (SABR/STP Bridges)	Federal	100
ACSU	Advance Construction (SU)	Federal	100
BC	Broward County	County	100
BNBR	Amendment 4 Bonds (Bridges)	State Bonds	100
BNDS	State Bond Funds	State	100
BNIR	Intrastate R/W & Bridge Bonds	State Bonds	100
BRP	State Bridge Replacement	State	100
BRRP	State Bridge Repair and Rehabilitation	State	100
BRTZ	BRT (AC Regular)	Federal/State	80/20
CDBG	Community Development Block Grant	--	--
CIGP	County Incentive Grant Program	State	100
CIGR	CIGP for Growth Management	State	100
CM	Congestion Mitigation - AQ	Federal/State or Local	80/20
CRA	Community Redevelopment Authority	--	--
D	Unrestricted State Primary Funds	State	100
DDR	District Dedicated Revenues (State)	State	100
DDRF	District Dedicated Revenue Matching Funds	State	100
DEM	Environmental Mitigation	State	Varies
DEV	Developer Funding	Private	100
DFTA	Federal Pass-Through \$ from FTA	Federal - (Non-FHWA)	100
DI	State-Statewide Inter/Intrastate Highway	State	100
DIH	State In-House Product Support	State	100

DIS	Strategic Intermodal System	State	100
DITS	Statewide ITS	State	100
DL	Local Funds for PTO Budgeted Projects	State	100
DPTO	State PTO	State	100
DS	State Primary Funds (Const., ROW Land & PE) - Highways & Public Transit	State	100
DU	State Primary Funds/Federal Reimbursement	Federal - Non-FHWA	100
EB	Equity Bonus	Federal/State	82/18
FAA	Federal Aviation Administration	Federal - Non-FHWA	100
FTA	Federal Transit Administration	Federal - Non-FHWA	100
FTAT	FHWA Funds Transferred to FTA	Federal	100
FTP	Florida's Turnpike (includes PKCA, PKYI, PKYR)	State	100
GMR	Growth Management for SIS	State	100
HPP	High Priority Projects	Federal/Demo/Earmark	100
HSP	Highway Safety Program	Federal	100
IMD	Interstate Maintenance Discretionary	Federal	100
LF	Local Funds	Local	Varies
LFF	Local Fund - for Matching F/A	Local	Varies
LFP	Local Funds for Participating	Local	Varies
LFR	Local Funds/Reimbursable	Local	Varies
MUN	Municipal	Local	100
NHAC	National Highway (AC Regular)	Federal	80-100/20-0
NHRE	National Highway Performance - Resurfacing	Federal	Varies
NHTS	National Highway Traffic Safety Grant	Federal - Non-FHWA	100
NSTP	New Transit Starts	Federal	Varies
PKBD	Turnpike Master Bond Fund	State	100
PKM1	Turnpike Toll Maintenance	State	100
PKYI	Florida's Turnpike Improvements	State	100
PKYO	Florida's Turnpike Toll Collection/Operations	State	100
PKYR	Florida's Turnpike Renewal and Replacement	State	100
PL	Metro Plan (85% FA; 15% Other)	Federal	Varies
POED	Seaport Investment Program	State	Varies
PORB	Port Debt Service Refund	State	Varies
PORT	Seaport Trust Fund	State	Varies
RHH	Rail Highway Crossings - Hazard	Federal	100
RHP	Rail Highway Crossings - Protective Devices	Federal	100
S112	Surface Transportation Program Earmarks - 2006	Federal/Demo/Earmark	100

SA	Surface Transportation Program - any area	Federal/State or Local	80-100/20-0
SE	Surface Transportation Program - Enhancement	Federal/State or Local	80-100/20-0
SIB1	State Infrastructure Bank	State	Varies
SR2E	Safe Routes to School - Either	Federal	100
SR2N	Safe Routes to School - Non-Infrastructure	Federal	100
SR2S	Safe Routes to School - Infrastructure	Federal	100
SSM	Federal Support Services/Minority	Federal	100
ST10	STP Earmarks 2010	Federal/Demo/Earmark	100
STED	Strategic Economic Corridors	State	Varies
SU	Surface Transportation Program - Urban areas > 200K	Federal/State	75/25
TALT	Transportation Alternatives Program - any area	Federal	Varies
TALU	Transportation Alternatives Program > 200K	Federal	Varies
TCSP	Transportation, Community and System Preservation	Federal/Demo/Earmark	100
TDDR	Transportation Disadvantaged DDR Use	State	100
TDTF	Transportation Disadvantaged Trust Fund	State	100
TOBD	I-95 Express Lanes	State Toll Operations	100
TOBF	I-595 (P-3)	State Toll Operations	100
TOBG	I-75 Toll Operations	State Toll Operations	100
TRIP	Transportation Regional Incentive Program	State	100

EXPLANATION OF MAJOR ABBREVIATIONS

ABBREVIATION	MEANING
2L, 3L, 4L, 6L, or 8L	2, 3, 4, 6, or 8 Lanes
4 or 6LD	4 or 6 Lanes Divided
ACOE	Army Corps of Engineers
ARRA	American Recovery and Reinvestment Act
ADA	Americans with Disabilities Act of 1990
ADM	Administration Other Agency
APTS	Advanced Public Transportation System
ATMS	Advanced Traffic Management System
AVE	Avenue
BAC	Bicycling Advisory Committee
BC	Broward County
BCH	Beach
BCT	Broward County Mass Transit Division
BLVD	Boulevard
BRT	Bus Rapid Transit
CAP	Capital Grant
CC	County Commission
CDBG	Community Development Block Grant
CEI	Construction Engineering and Inspection
CFR	Code of Federal Regulations
CIP	Capital Improvement Program
CIR	Community Involvement Roundtable
CIRC	Circulation
C/L	County Line
CMAQ	Congestion Mitigation & Air Quality Improvement Program
CMP	Congestion Management Process
CMSS	Changeable Message Signs System
CO	County
CRA	Community Redevelopment Authority
CST	Construction

CSX RR	Formerly Seaboard Coastline Railroad
DEV	Developer
DFLTMA	Downtown Fort Lauderdale Transportation Management Association
DIV	Division
DR	Drive
DRI	Development of Regional Impact
DSB	Design Build
DTS	Data Transfer Solutions
D/W	Districtwide
E	East
EB	Eastbound
EMO	Environmental Management Office
EMP	Electric Miniature Powered
ENG	Engineering
ENV	Environmental
EQUIP	Equipment
E/W	East/West
FAU	Florida Atlantic University
FDEP	Florida Department of Environmental Protection
FDOT	Florida Department of Transportation
FEC RR	Florida East Coast Railroad
FHWA	Federal Highway Administration
FIHS	Florida Intrastate Highway System
FM #	Financial Management Number
FS	Florida Statues
FTA	Federal Transit Administration
FTP	Florida's Turnpike
FY 11/12	Fiscal Year 2012 (i.e., July 1, 2011 - June 30, 2012)
HEFT	Homestead Extension of Florida's Turnpike
HOV	High Occupancy Vehicle
HWY	Highway
ICWW	Intracoastal Waterway
IMP	Improvement
INC	Construction Incentive
INCL	Include
ICTF	Intermodal Container Transfer Facility

ITS	Intelligent Transportation Systems
JARC	Job Access and Reverse Commute
JPA	Joint Participation Agreement
LAR	Local Agency Reimbursement
LF	Local Funds
LFR	Local Funds Reimbursable
LOS	Level of Service
LRTP	Long Range Transportation Plan
LT	Left Turn
MAP-21	Moving Ahead For Progress in the 21st Century Act
MI	Mile
MNT	Maintenance
MP	Mile Post
MPO	Metropolitan Planning Organization
MSC/MISC	Miscellaneous
MURT	Multi-Use Recreational Trail
N	North
N/A	Not Applicable or Not Available
NB	Northbound
NBRT	Northbound Right Turn
NE	Northeast
NEIGH	Neighborhood
NTWK	Network
NS	North South
NW	Northwest
O & M	Operations & Maintenance
OPS	Operations Grant/ Services
ORT	Open Road Tolling
P3	Public Private Partnership
PD&E	Project Development and Environmental Study
PE	Preliminary Engineering
PED	Pedestrian
PH	Phase
PARK	Park
PKWY	Parkway
PLN	Planning

PTO	Public Transportation Office
PBS	Performance Based Specification
PROJ	Project
PROG	Program
RD	Road
RECON	Reconstruct
REHAB	Rehabilitate
ROI	Return On Investment Study
ROW	Right-of-Way
RPL	Replace
RR or R/R	Railroad
RRU	Railroad/Utilities Construction
RRXING	Railroad Crossing
RT	Route
R/W	Run-Way
S	South
SB	Southbound
SBRT	Southbound Right Turn
SE	Southeast
SEC	Section
SEFTC	Southeast Florida Transportation Council
SERV	Services
SFEC	South Florida Education Center
SFECC	South Florida East Coast Corridor
SFRC	South Florida Rail Corridor
SFRPC	South Florida Regional Planning Council
SFRTA	South Florida Regional Transportation Authority
SHS	State Highway System
SIS	Strategic Intermodal System
SR	State Road
ST	State or Street
STP	Surface Transportation Program
SUL	Special Use Lanes
SYS	System
SW	Southwest
TCC	Technical Coordinating Committee

TCM	Transportation Control Measure
TCRA	Tri-County Commuter Rail Authority
TD	Transportation Disadvantaged
TDP	Transit Development Program
TE	Traffic Engineering
TER	Terrace
TIGGER	Transit Investments in Greenhouse Gas and Energy Reduction
TIP	Transportation Improvement Program
TMA	Transportation Management Association
T/OPS	Traffic Operations
TRANS	Transportation
TSM	Transportation Systems Management
T/W	Taxiway
UPWP	Unified Planning Work Program
USC	United States Code
USEPA	United States Environmental Protection Agency
UTL	Utilities
U/W	Underway
UZA	Miami Urbanized Area
VMT	Vehicle Mile(s) Traveled
W	West
WB	Westbound
WBRT	Westbound Right Turn
W/	With

YEAR 2035 LONG RANGE TRANSPORTATION PLAN

The Long Range Transportation Plan (LRTP) is the primary source for identifying priority projects for inclusion in the Transportation Improvement Program (TIP). The LRTP provides a coordinated planning effort to mitigate traffic congestion, minimize reconstruction of existing facilities, and allow for adjustment of growth management policies and transportation strategies. The plan is developed in conjunction with the strategic planning factors identified in federal legislation (23 U.S.C. 134(d)). The LRTP identifies improvements in pedestrian, bicycle, transit, roadway, and freight movement networks. The LRTP is coordinated with the Regional Transportation Plan, Broward County Comprehensive Plan, Transit Development Plan, Bicycle Plan, Pedestrian Plan, Greenways Plan, Seaport Master Plan, and Airport Master Plan.

The LRTP guides the expenditure of federal, state, and local transportation funds. Once separate, the urbanized areas in Miami-Dade, Broward and Palm Beach counties were merged to form the Miami Urbanized Area (UZA)/Transportation Management Area (TMA) as reflected in the 2000 U.S. Census. The Miami-Dade UZA/TMA extends along the east coast from Miami-Dade County to the southeast corner of Martin County. A 2035 Regional LRTP element was created as a result of the cooperative effort of Miami-Dade, Broward and Palm Beach MPOs through the creation of the Southeast Florida Transportation Council (SEFTC) in January 2005. The element includes all transportation projects in the three counties that are of a regional nature. Regional projects qualify for State Transportation Regional Incentive Program (TRIP) funding.

The Broward MPO adopted the Year 2035 LRTP in November 19, 2009. The plan was developed to facilitate multi-modal travel opportunities in Broward County other than single occupant vehicle. The Plan is conceptual in nature, and based on travel demand modeling procedures that do not address details of individual projects being considered for implementation. The Year 2035 LRTP Cost Feasible Plan includes projects and programs for which a reasonable expectation of funding has been identified. It also includes illustrative projects that under current funding conditions are not financially feasible. Once additional funds become available, these projects will move to the cost feasible plan.

The Year 2035 Plan's Vision Statement is to: "Transform transportation in Broward County to achieve optimum mobility with emphasis on mass transit while promoting economic vitality, protecting the environment, and enhancing quality of life". It is the basis of countywide transportation planning and programming decisions. Key features of the current 2035 Long Range Transportation Plan include "Living the LRTP" rather than placing the Plan on a shelf. Through the Livability Planning Initiative efforts, as outlined in the LRTP, an active approach to promote and implement the 2035 LRTP recommendations is being taken. These efforts emphasize the integration of transit and land use to alleviate multi-modal congestion.

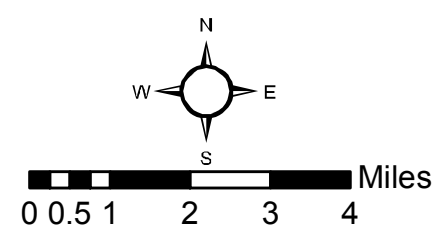
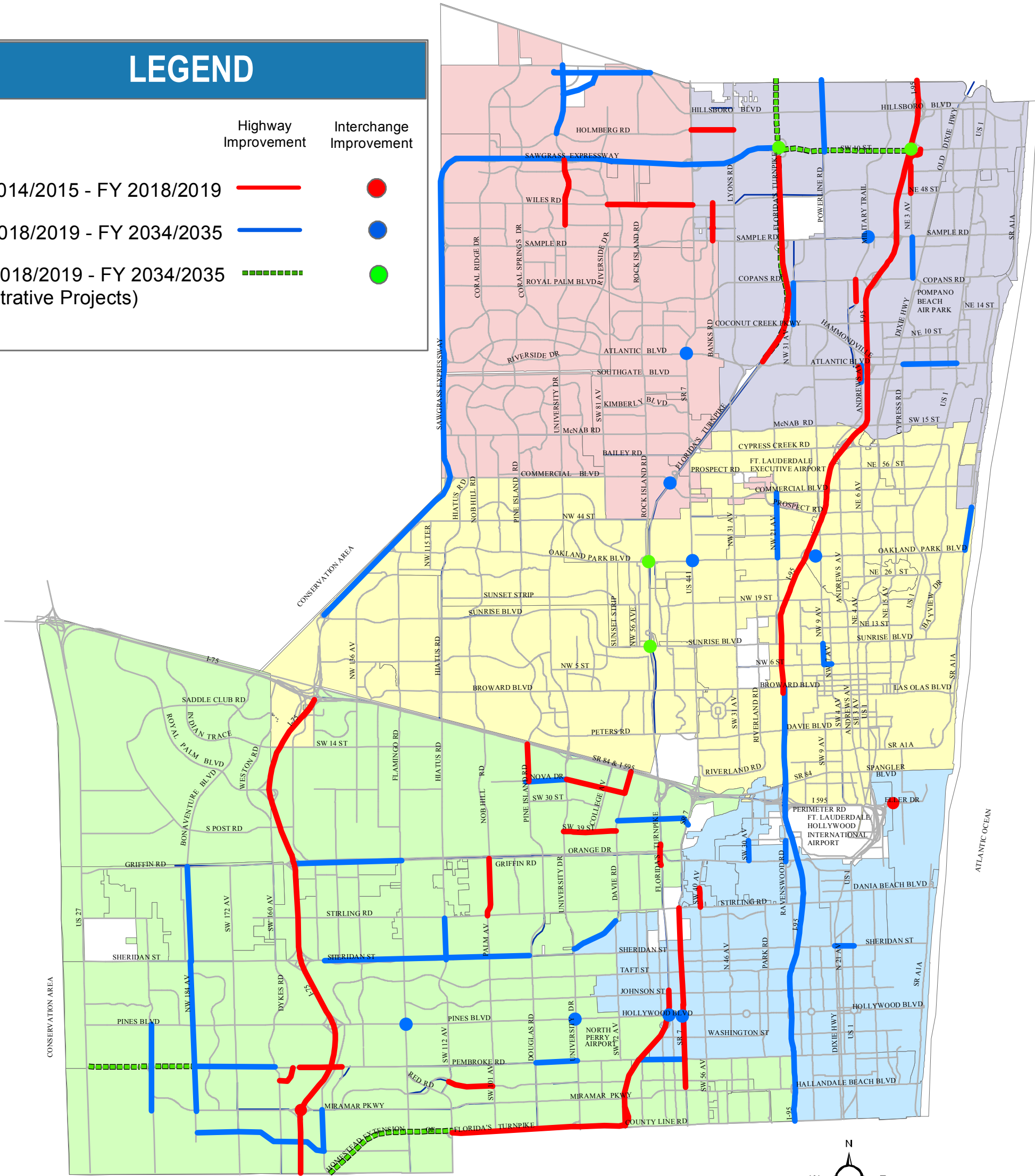
As required by federal law, the Broward MPO has initiated the Long Range Transportation Plan (LRTP) update with a horizon year of 2040. The 2040 LRTP is intended to continue the vision set in the current plan and must be completed and adopted by the MPO Board by December 2014. For more information, please visit www.browardmpo.org/planning/long-range-transportation-plan

2035 HIGHWAY COST FEASIBLE PLAN

MPO District District 1 District 2 District 3 District 4 District 5

LEGEND

	Highway Improvement	Interchange Improvement
FY 2014/2015 - FY 2018/2019	—	●
FY 2018/2019 - FY 2034/2035	—	●
FY 2018/2019 - FY 2034/2035 (Illustrative Projects)	- - -	●



2035 TRANSIT COST FEASIBLE PLAN

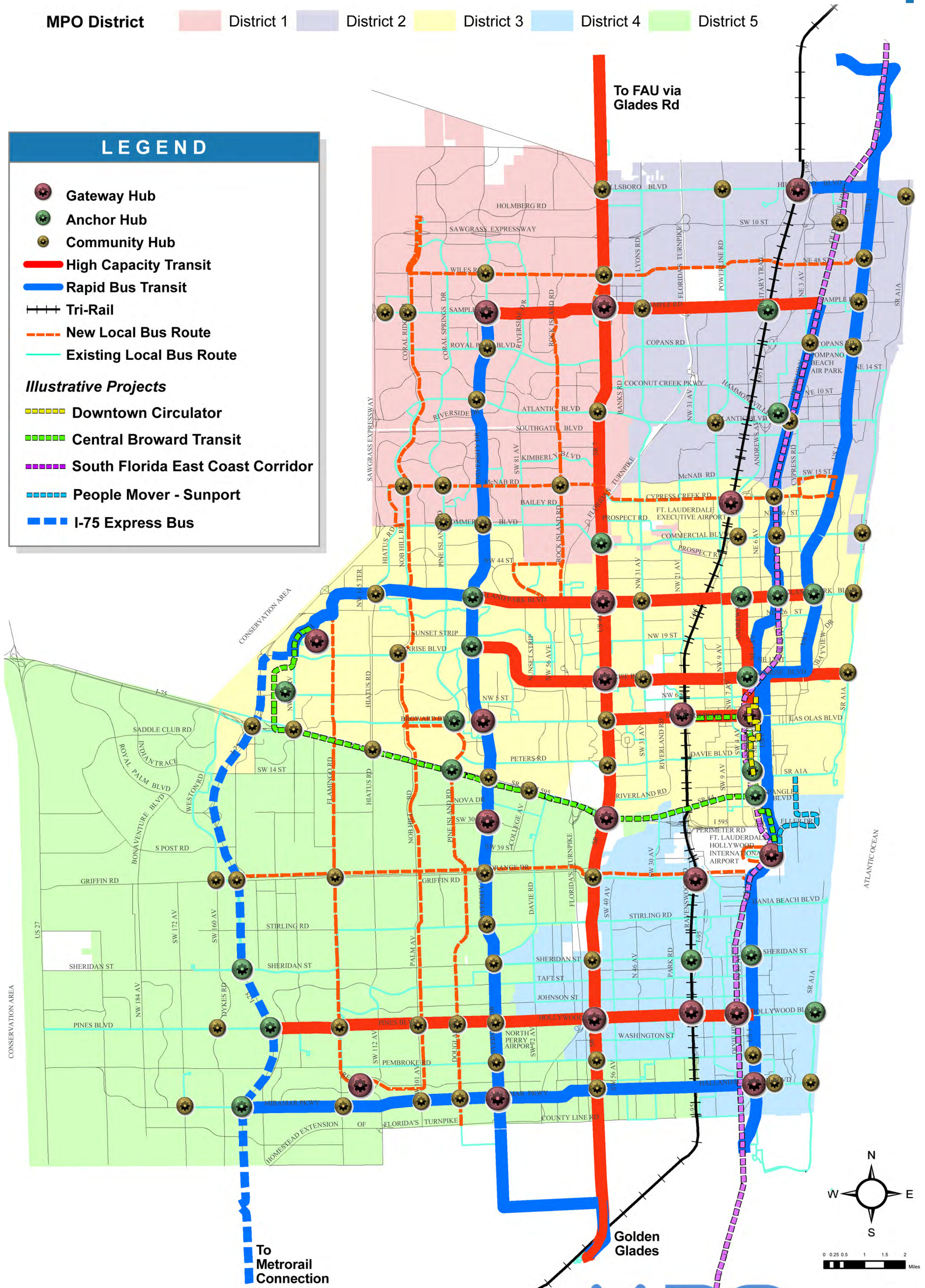
MPO District District 1 District 2 District 3 District 4 District 5

LEGEND

- Gateway Hub
- Anchor Hub
- Community Hub
- High Capacity Transit
- Rapid Bus Transit
- Tri-Rail
- New Local Bus Route
- Existing Local Bus Route

Illustrative Projects

- Downtown Circulator
- Central Broward Transit
- South Florida East Coast Corridor
- People Mover - Sunport
- I-75 Express Bus



SUMMARY OF TRANSPORTATION SYSTEMS MANAGEMENT ACTIVITIES

Transportation Systems Management (TSM) improvements are those which increase the transportation system's efficiency and mobility through coordinated operation and management of existing urban transportation facilities and services. TSM improvements may preclude the need to implement costly large-scale projects, thereby providing substantial savings.

The Broward's Transportation Systems Management Element will:

- Provide for the short-range transportation needs of the region by making more efficient use of existing transportation resources.
- Identify traffic engineering, public transportation, regulatory pricing, management, operational, and other improvements to the existing urban transportation system (excluding major changes to existing facilities or new transportation facilities).
- Provide the policy or framework for continued transportation considerations not involving new facilities or major changes.

TSM improvements include adding a turning lane at an intersection; re-striping; pavement markers; operational or service oriented improvements such as improving traffic signal timing, express bus service, and route deviation; new procedures oriented toward increasing bus ridership and auto occupancy; management improvements; and improved financial resources and transportation policies. Projects included in the TSM element will have the greatest positive effects on system efficiency and, consequently, are receiving priority from the implementing agencies.

TSM projects, as reflected here, are the result of detailed studies performed by the planning and implementing agencies in Broward County. At the planning level, the Unified Planning Work Program (UPWP) of transportation planning activities plays a key role in determining the need for those improvements, as well as providing the framework for their implementation. The FY 13/14 – 14/15 UPWP contains several tasks depicting TSM planning efforts such as:

- Highway, Traffic and Safety Data (Task 2.1) – update traffic counts, accident data, and ongoing surveillance.
- Transit Surveillance and Development (Task 2.2) – including traffic counts, accident data, and transit ridership.
- Congestion Management Process/Livability and Corridor Planning (Task 3.3) – Identify highly congested transportation corridor and innovative mitigated strategies.
- Special Project Planning (e.g., Tasks 3.8, Pedestrian and Bicycle Planning and Task 1.3, Transportation Disadvantaged Planning).

In addition to work described in the UPWP, the Florida Department of Transportation, the Broward Metropolitan Planning Organization Division, Traffic Engineering Division, and Highway Construction and Engineering Division conduct their own studies leading to the programming of improvements such as the HOV lanes and Intelligent Transportation System (ITS). When completed, these improvements will increase the efficiency of the highway links and the Strategic Intermodal System (SIS), provide energy savings, and improve air quality. Furthermore, previous studies conducted by the MPO in conjunction with other governmental agencies have resulted in the current express bus routes, future route deviation and demand-responsive services, the selection of high priority intersection improvements, and the current Ridesharing Program.

INTERSECTION IMPROVEMENTS

<u>PROJECT</u>	<u>LIMIT</u>	<u>TIP/FM</u>	<u>YEAR</u>
University Drive	@ Nova Drive	1980	14-15
Sheridan Street	@ SR A1A and ICWW Bridge	1994	14-15
Stirling Road	@ Oakland Park Blvd	1995	14-15
Atlantic Blvd	@ NB Turnpike off-ramp	1996	14-15
Sunrise Blvd	@ NW 24 Avenue	2009	14-15
Commercial Blvd	@ Rock Island Road	4270042	14-15

TRAFFIC SIGNALS

<u>PROJECT</u>	<u>LIMIT</u>	<u>TIP/FM</u>	<u>YEAR</u>
Broward County traffic devices	Countywide, various locations	1300	12-13/14-15
Broward County traffic devices	Countywide, various locations	1684	13-14
Broward County traffic devices	Countywide, various locations	1957	15-16

INTELLIGENT TRANSPORTATION

<u>PROJECT</u>	<u>LIMIT</u>	<u>TIP/FM</u>	<u>YEAR</u>
I-75 ITS System	From MD County Line to I-595	4217077	2014/15
I-95 ITS System	From MD County Line to Sunrise Blvd	4280091	2015/16
Broward County ITS	Arterial Operations	4296851/61/71	2014/15 to 2017/18
Broward County ITS	Traffic Management Centers	2316549	2015-16
Broward County ITS	ITS Freeway Management	4067954	2013/14 to 2017/18
I-95/595/75/SIRV	Severe Incident Response Vehicle (SIRV)	4223322/3	2016/17 to 2017/18

INTERMODAL PROJECTS

BACKGROUND

Intermodalism refers to the movement of people and goods, that is, the interconnections between the different modes of transportation, the use of more than one mode for a single trip, and a coordinated transportation decision-making process.

By enabling the convenient and efficient transfer of people and goods between modes, intermodal projects help maximize the return on investments in specific modes and promote regional economic development.

Presented below are projects that provide intermodal access and/or open up intermodal bottlenecks to facilitate the movement of people and goods. The inclusion of this list in the TIP not only assists in identifying intermodal projects, but is among the early activities intended to promote a coordinated approach toward intermodal transportation policies and decision making.

The State's Strategic Intermodal System (SIS) provides further support to the intermodal network by providing funding and creating the implementation of intermodal projects and facilities.

Broward, Miami-Dade and Palm Beach County MPOs have prepared an Interlocal Agreement creating an administrative entity to coordinate regional transportation activities. This entity is known as the Southeast Florida Transportation Council (SEFTC), and its membership is comprised of the three MPO Chairs. The duties of the SEFTC include the Regional Long Range Transportation Plan, project prioritization, regional public involvement, and performance measures to assess the effectiveness of regional coordination activities.

INTERMODAL PROJECTS

<u>PROJECT</u>	<u>LIMIT</u>	<u>FM #</u>	<u>YEAR</u>
Eller Drive/ICTF Overpass	@ FEC Railroad to Port Everglades	4039841	Underway
Seaport Convention Center Security Improvement Project	@ US 1/SR 5/ Port Everglades	4258822	Underway

<u>PROJECT</u>	<u>LIMIT</u>	<u>FM #</u>	<u>YEAR</u>
Broward/Andrews Mobility Hub		4279872	Underway
Broward Countywide Mobility Hubs: <i>(Broward Blvd. @ SR-7; Oakland Park Blvd. @ SR-7; Hollywood/Pines @ SR-7; Hollywood/Pines Blvd. @ University Dr.; US-1 @ Hallandale Beach Blvd.; US-1 @ Sample Rd. [West Side])</i>	@ Various Locations	4357811	2014/15
Cypress Creek Mobility Hub		4334271	2017/18
Plantation Sunrise Anchor Hub		4334282	2015/16
Hollywood/Pines Anchor Hub		4334292	2017/18
Sample/University Gateway Hub		4334311	2016/17

UNFUNDED PRIORITY PROJECTS

Methodology for Prioritizing Unfunded Transportation Projects – September, 20 2012

Introduction

Prior to 2002, a traditional project prioritization process was utilized based on a quantitative approach that included Level of Service (LOS), travel time delay, and cost benefit analysis. Separate lists were used based on mode types and each mode had a distinct method to prioritize and rank unfunded transportation projects.

In September 2002 the MPO approved a new methodology to rank unfunded transportation projects. The new methodology comprised of an MPO screening score and a technical score. The new methodology grouped transit, bicycle, pedestrian, landscaping, and highway projects into one list. Separate project list for the Advanced Public Transportation System (APTS), Aviation, Port Everglades, Turnpike, and SFRTA were submitted. The new methodology was not applied to these projects. MPO staff relied on the ranking provided by the individual agency.

The MPO Screening Process established how well the project fell within the MPO's stated policies and objectives and the seven following goals of the Transportation Efficiency Act for the 21st Century (TEA-21):

- (A) Support the economic vitality of the metropolitan area, especially by enabling global competitiveness, productivity, and efficiency;
- (B) Increase the safety and security of the transportation system for motorized and non-motorized users;
- (C) Increase the accessibility and mobility options available to people and for freight;
- (D) Protect and enhance the environment, promote energy conservation, and improve quality of life;
- (E) Enhance the integration and connectivity of the transportation system, across and between modes, for people and freight;
- (F) Promote efficient system management and operation; and
- (G) Emphasize the preservation of the existing transportation system.

The approval of the Year 2035 Long Range Transportation Plan (LRTP) based on eight planning factors, as amended by SAFETEA-LU, by the Broward MPO Board in November 2009 significantly changed the way transportation planning is conducted in Broward. The 2035 LRTP sets a new paradigm to provide a balanced transportation system with greater investments toward alternative modes such as mass transit, bicycle and pedestrian facilities, and smart growth policies. With this new focus, a new ranking process was developed to reflect the increased emphasis on mass transit, Mobility Hub concept, and multimodal transportation.

2035 LRTP PROJECT PRIORITIZATION METHODOLOGY

This section briefly describes the priority methodology used to prioritize projects in the Year 2035 LRTP. Technical Report #7: Cost Feasible Plan – Prioritization Methodology can be found on the following website:

http://www.browardmpo.org/mpo/2035lrtp/tec_report7_costfeasibleplan.pdf

The Report describes the evaluation criteria utilized to prioritize premium transit projects, Mobility Hubs, bicycle/pedestrian/greenway projects, roadway projects. 2035 LRTP goals and SAFETEA-LU planning factors were considered in developing the evaluation criteria.

PREMIUM TRANSIT PROJECTS

A link-level analysis was conducted using the Southeast Florida Regional Planning Model (SERPM), version 6.5, to identify Premium Transit corridors. The study determined transit technology based on segmented ridership levels displayed for each corridor. Corridor segments were classified according to ridership levels, also referred to as volume or load. Link-level ridership over 3,000 daily trips projected for 2035 warranted a Premium High Capacity such as Bus Rapid Transit (BRT) or Light Rail Transit (LRT) If the link-level ridership was over 1,700 but less than 3,000 in 2035 daily trips then the corridor link was classified as a Premium Rapid Bus project. Less than 1,700 daily trips were given a low priority for future consideration.

MOBILITY HUBS

Resulting Premium Transit projects that were included in the Cost Feasible Plan and their new project termini were then compared to an initial list of Mobility Hubs to refine their inclusion accordingly. The following evaluation criteria were utilized to rank Mobility Hubs:

- Critical connections along selected cost feasible transit corridors,
- Corridors served by local bus routes in addition to Premium Transit Corridors,
- Number of jobs and population within one half mile of Mobility Hubs,
- Local request/support through LRTP input or other plan designation,
- Public-Private Partnership opportunities, and
- Tax Incremental Financing (TIF) opportunities.

Mobility Hubs are categorized as Gateway, Anchor, and Community hubs. The characteristics used to categorize the three hub types are shown in below:

Characteristic	Gateway	Anchor	Community
Daily boardings/ alightings	High > 2,200	Moderate to high 1,500 to 2,200	< 1,500
Connectivity	Two or more planned high capacity transit lines (BRT/LRT)	One planned high capacity transit line (BRT/LRT)	Served by Rapid Bus
Development	High density mixed use development; transit oriented corridor or transit oriented development as defined in Broward County Future Land Use Plan	Near major institutions, employment centers, town centers and regional shopping centers (local or regional activity centers)	Attract more local trips than regional trips.

BICYCLE/PEDESTRIAN/GREENWAY PROJECTS

Pedestrian and bikeway facilities were prioritized based on the following criteria:

- Improvements near schools (distance from schools),

- Integration with Greenways (proximity to Greenways),
- Supports Mobility Hubs (proximity to hub and ranking), and
- Provides continuity/connectivity to the overall transit system (proximity to transit route).

The Pedestrian/Bicycle project prioritization was conducted using Geographical Information System (GIS). To account for Mobility Hub proximity and ranking, a composite score for the pedestrian/bicycle project was calculated. These projects were given points based on their proximity to the hub. Proximity to the hub was multiplied by the Mobility Hub ranking, which was established during the Mobility Hub project prioritization process.

The Broward County Greenways Plan includes priorities and costs. Projects were included in the Cost Feasible Plan as provided.

ROADWAYS

Roadway projects that were not included in the funding allocation for the FDOT Strategic Intermodal System (SIS), the Florida Intrastate Highway System (FIHS), and Florida’s Turnpike Enterprise system were prioritized based on the following criteria:

- Supports access/egress to designated cost feasible Mobility Hubs (proximity),
- Supports transit guideway project (types of transit operating on roadway),
- Cost benefit (cost per mile per trip),
- Relevance to SIS facility (model output),
- Relevance to safety (improves design at high crash/incident locations),
- Congestion mitigation (improves volume/capacity), and
- Hurricane evacuation (improves traffic flow on designated evacuation route).

UNFUNDED PRIORITIES METHODOLOGY

The methodology involved the removal of funded projects from the Year 2035 LRTP and establishing an association of projects (mobility hubs, bike, pedestrian, greenways and roadways) to premium transit corridors, proposed new BCT local routes, the Tri-Rail corridor and Illustrative projects.

The 2035 plan prioritized projects by mode separately, as noted above. Given the MPO Board direction to develop a transit-focused plan, the 10 premium transit corridors identified in the 2035 LRTP were used as a starting point for prioritizing all modes. Recognizing the importance of regionalism, premium transit corridors that directly link to regional transit such as Tri-Rail were

awarded extra points. Additional 6 points were awarded if the premium transit corridor currently connects to a regional transit rail service and 3 additional points were added to a premium transit corridor that has a planned connection to a regional rail transit service.

New BCT local routes (8) were ranked using the premium transit criteria individually and placed on the unfunded list accordingly. The Tri-Rail corridor was individually ranked in the same manner while the Illustrative projects were ranked as a group.

a). Buffers were created around the Premium Transit Corridors, new BCT local routes, the Tri-Rail Corridor and Illustrative projects identified in the 2035 LRTP. All projects* within those buffers were assigned to those priority transit corridors and sub-ranked within their mode according to the LRTP priorities:

- .25 of a mile for all Mobility Hub and Pedestrian projects
- 1 mile for all Bike, and Greenways projects

* Roadway projects were associated with a transit corridor only if such project was directly on that transit corridor. Otherwise, it was ranked utilizing the premium transit criteria from the 2035 LRTP and placed on the list accordingly in the following manner. If the roadway project was located in a road served by a transit route, the project was ranked based on the premium transit criteria. If no transit service was found, the roadway project received a “0” and was placed at the bottom of the unfunded list; in order it was prioritized within roadway projects in the 2035 LRTP.

b). Mobility Hubs, Pedestrian, Bike, Greenways and Roadway projects were associated to the following transit corridors:

- 1. Premium Transit Corridors:** Broward Blvd., Oakland Park Blvd., US 441, US 1, University Dr., Hollywood/Pines Blvd., Sunrise Blvd., Sample Rd., Dixie Hwy., and Miramar. (894 PROJECTS CAPTURED)
- 2. BCT New Local Routes:** Nob Hill Route, McNab Rd Route, Rock Island Rd Route, Wiles Rd Route, Griffin Rd Route, Douglas Rd Route, Flamingo Rd Route, and Palm Ave Rd. (135 PROJECTS CAPTURED)
- 3. Tri-Rail Corridor:** Miami-Dade county line to Palm Beach county line. (91 PROJECTS CAPTURED)
- 4. Illustrative Projects:** The Wave (City of Fort Lauderdale Downtown Circulator), Peoplemover-SunPort (Airport/Seaport), Central Broward East/West Transit Route, and South Florida East Coast Corridor (FEC). (36 PROJECTS CAPTURED)

c). Example of the methodology: **Mobility Hubs** Projects association to a transit corridor (steps in corridor order/ranking):

Total Mobility hub Projects -103

Step 1 associated the Mobility hubs projects to the Premium Transit Corridor, (.25 mile buffer around the corridor).
Projects in this Corridor- **74**

Step 2, associate the remaining Mobility Hubs projects to the BCT New Local Routes Corridor (.25 mile buffer around the corridor). Projects in this Corridor- **19**

Step 3, associate the remaining Mobility Hubs projects to the Tri-Rail Corridor (.25 mile buffer around the corridor).
Projects in this Corridor- **4**

Step 4, associate the remaining projects to the Illustrative Projects Corridor (.25 mile buffer around the corridor).
Projects in this Corridor- **6**

At this step all Mobility Hub projects have been associated to a ranked transit corridor.

PROJECTS SUPPORTING LRTP ILLUSTRATIVE PROJECTS

Illustrative projects are ranked using the premium transit criteria. However, since illustrative projects are not part of the 2035 Cost Feasible Plan, they are listed as the very last item on the unfunded list with a footnote indicating that when funding becomes available for these projects, they will automatically be moved to the Cost Feasible Plan and consequently, to their rightful rank order on the Unfunded List. BCT Capital Needs are in the form of a Universal Fare card for the regional system. BCT Local service expansion is ranked by individual route according to the premium transit criteria from the LRTP. Because the criteria used does not allow for the evaluation of the BCT New Operations Center, Broward MPO staff consulted with BCT staff to determine when, in the expansion of BCT local and premium service, would a new facility would be needed and was placed at the appropriate location on the Unfunded List to ensure continued expansion of Broward's transit system.

CONCLUSION

Based on the methodology described above, a priority list of all Unfunded Projects from the LRTP was presented to the MPO Board for consideration and approval. Recognizing that substantial funding was available for the Broward Boulevard and Oakland Park Boulevard premium transit corridors, the MPO Board took action to move these two projects to the number 1 and 2 premium transit corridors respectively on the unfunded priority list. This resulted in the following adopted Unfunded Multimodal Surface Transportation Priorities List.

FY13-14 UNFUNDED MULTIMODAL SURFACE TRANSPORTATION PRIORITIES

TRANSIT/MULTIMODAL*		MULTIMODAL	GREENWAY	BICYCLE	PEDESTRIAN	ROADWAY	
PRIORITY	PROJECT	LIMITS	TYPE OF WORK	SIS	LRTP Scoring as per Premium Transit Criteria++	ESTIMATED COSTS	
						Annual Operating (\$1000)	Capital (\$1000)
1	MPO Initiated Planning Efforts****	Region wide	Planning	N/A	N/A	\$2,000	\$0
2	Quiet/Safety Zones at FEC Crossings	Countywide	Rail Safety		24		\$2,000
3	The WAVE, Fort Lauderdale Streetcar	2.7 Mile Streetcar System Downtown Fort Lauderdale	Streetcar System		24	\$4,245	\$142,600
4	Broward Blvd Premium Transit Corridor **	West Regional Terminal to Downtown Terminal	Bus Rapid Transit	3	19	\$1,981	\$77,569
	Mobility Hubs-6	Various locations as adopted in the 2035 LRTP				\$523	\$27,133
	Bicycle Facilities-35*****	Various locations as adopted in the 2035 LRTP					\$10,973
	Pedestrian Facilities-23*****	Various locations as adopted in the 2035 LRTP					\$5,141
	Greenway-16	Various locations as adopted in the 2035 LRTP					\$33,791
5	Oakland Park Blvd Prem. Transit Corridor **	Sawgrass Mall to A1A/BCT Downtown Terminal	Bus Rapid Transit	3	20	\$7,250	\$274,855
	Mobility Hubs-9	Various locations as adopted in the 2035 LRTP				\$715	\$24,287
	Bicycle Facilities-47	Various locations as adopted in the 2035 LRTP					\$14,091
	Pedestrian Facilities-17	Various locations as adopted in the 2035 LRTP					\$4,609
	Greenway-12	Various locations as adopted in the 2035 LRTP					\$24,732
6	US 441 Premium Transit Corridor	Sample Rd to Golden Glades	Bus Rapid Transit	3	23	\$11,700	\$442,910
	Mobility Hubs-13	Various locations as adopted in the 2035 LRTP					\$35,171
	Bicycle Facilities-54	Various locations as adopted in the 2035 LRTP					\$22,072
	Pedestrian Facilities-58	Various locations as adopted in the 2035 LRTP					\$16,301
	Greenway-26	Various locations as adopted in the 2035 LRTP					\$34,119
7	US 1 Premium Transit Corridor	Palm Beach County to Aventura Mall	Breeze/Rapid Bus Service	3	22	\$942	\$18,760
	Mobility Hubs-11	Various locations as adopted in the 2035 LRTP				\$825	\$28,792
	Bicycle Facilities-66	Various locations as adopted in the 2035 LRTP					\$19,257
	Pedestrian Facilities-54	Various locations as adopted in the 2035 LRTP					\$15,069
	Greenway-44	Various locations as adopted in the 2035 LRTP					\$39,375
8	Hollywood/Pines Blvd Prem Transit Corr. ***	I-75 to Young Circle	Bus Rapid Transit	3	20	\$5,454	\$219,857
	Mobility Hubs-9	Various locations as adopted in the 2035 LRTP				\$605	\$20,539
	Bicycle Facilities-25	Various locations as adopted in the 2035 LRTP					\$9,579
	Pedestrian Facilities-30	Various locations as adopted in the 2035 LRTP					\$9,571
	Greenway-19	Various locations as adopted in the 2035 LRTP					\$35,444
9	University Dr Premium Transit Corridor	Sample Rd to Golden Glades	Breeze/Rapid Bus Service	3	22	\$4,879	\$15,180
	Mobility Hubs-13	Various locations as adopted in the 2035 LRTP				\$963	\$27,032
	Bicycle Facilities-33	Various locations as adopted in the 2035 LRTP					\$14,237
	Pedestrian Facilities-50	Various locations as adopted in the 2035 LRTP					\$13,422
	Greenway-9	Various locations as adopted in the 2035 LRTP					\$20,598
10	BCT 3rd Maintenance/Ops Ctr ***	To be Determined	New bus maintenance facility				\$58,710
11	University Dr.	NW 40 St (Cardinal) to Sawgrass Exwy	From 4 to 6 lanes (6LD)	3	20		\$15,757
12	Tri-Rail Projects	County Line to County Line		1	19		
	+ Mobility Hubs-4	Various locations as adopted in the 2035 LRTP					\$20,254
	Bicycle Facilities-36	Various locations as adopted in the 2035 LRTP					\$10,035
	Pedestrian Facilities-43	Various locations as adopted in the 2035 LRTP					\$8,268
	Greenway-8	Various locations as adopted in the 2035 LRTP					\$8,079
13	SW 30th Ave	Griffin Rd to SW 45th St	From 2 to 4 lanes (4LD)	4	17		\$4,615

FY13-14 UNFUNDED MULTIMODAL SURFACE TRANSPORTATION PRIORITIES

TRANSIT/MULTIMODAL*		MULTIMODAL	GREENWAY	BICYCLE	PEDESTRIAN	ROADWAY	
PRIORITY	PROJECT	LIMITS	TYPE OF WORK	SIS	LRTP Scoring as per Premium Transit Criteria++	ESTIMATED COSTS	
						Annual Operating (\$1000)	Capital (\$1000)
14	Sunrise Blvd Premium Transit Corridor	Sawgrass Mall to A1A	Bus Rapid Transit	3	15	\$4,958	\$209,622
	Mobility Hubs-4	Various locations as adopted in the 2035 LRTP				\$248	\$2,102
	Bicycle Facilities-0						\$0
	Pedestrian Facilities-13	Various locations as adopted in the 2035 LRTP					\$2,094
	Greenway-0						\$0
15	Sample Rd Premium Transit Corridor	University to Dixie Hwy	Bus Rapid Transit	3	15	\$4,570	\$165,458
	Mobility Hubs-3	Various locations as adopted in the 2035 LRTP				\$165	\$171
	Bicycle Facilities-5	Various locations as adopted in the 2035 LRTP					\$2,010
	Pedestrian Facilities-10	Various locations as adopted in the 2035 LRTP					\$2,485
	Greenway-4	Various locations as adopted in the 2035 LRTP					\$13,960
16	NW 21 Ave	Oakland Park Blvd to Commercial Blvd	From 2 to 4 lanes (4LD)	4	15		\$13,515
17	Dixie Hwy Premium Transit Corridor	Hillsboro Blvd to BCT Downtown Terminal	Breeze/Rapid Bus Service	4	14	\$4,013	\$7,704
	Mobility Hubs-6	Various locations as adopted in the 2035 LRTP				\$358	\$2,216
	Bicycle Facilities-0						\$0
	Pedestrian Facilities-29	Various locations as adopted in the 2035 LRTP					\$4,096
	Greenway-5	Various locations as adopted in the 2035 LRTP					\$2,784
18	Powerline Rd	SW 10 St to Palm Beach County Line	From 4 to 6 lanes (6LD)	3	14		\$18,926
19	Nob Hill BCT New Local Service		New local bus service	4	13		\$8,699
	Mobility Hubs-1	McNab Rd at Nob Hill Rd				\$55	\$57
	Bicycle Facilities-2	Various locations as adopted in the 2035 LRTP					\$647
	Pedestrian Facilities-8	Various locations as adopted in the 2035 LRTP					\$2,715
	Greenway-0						\$0
20	Pembroke Rd	University Dr to Douglas Rd	From 4 to 6 lanes (6LD)	3	13		\$9,813
21	Davie Rd Ext.	East of University Dr. to SW 72 Ave	From 2 to 3 lanes	4	13		\$7,540
22	Atlantic Blvd	Cypress Rd to US1	Restripe for 6LD	3	12		\$3,809
23	NE 3rd Ave	Copans Rd to Sample Rd	From 2 to 4 lanes (4LD)		12		\$12,860
24	Pembroke Rd	W of Florida's Turnpike to SR 7 / US 441	Restripe for 6LD	3	11		\$4,575
25	Miramar Pkwy Premium Transit Corridor	US-1 to 1-75	Breeze/Rapid Bus Service	3	10	\$2,576	\$9,144
	Mobility Hubs-8	Various locations as adopted in the 2035 LRTP				\$523	\$10,469
	Bicycle Facilities-6	Various locations as adopted in the 2035 LRTP					\$1,333
	Pedestrian Facilities-12	Various locations as adopted in the 2035 LRTP					\$3,405
	Greenway-8	Various locations as adopted in the 2035 LRTP					\$18,343
26	McNab Rd BCT New Local Service		New local bus service	4	10		\$8,619
	Mobility Hubs-5	Various locations as adopted in the 2035 LRTP				\$275	\$285
	Bicycle Facilities-0						\$0
	Pedestrian Facilities-13	Various locations as adopted in the 2035 LRTP					\$2,482
	Greenway-0						\$0
27	Rock Island Rd BCT New Local Service		New local bus service	4	9		\$8,361
	Mobility Hubs-0					\$0	\$0
	Bicycle Facilities-0						\$0
	Pedestrian Facilities-8	Various locations as adopted in the 2035 LRTP					\$2,010

FY13-14 UNFUNDED MULTIMODAL SURFACE TRANSPORTATION PRIORITIES

TRANSIT/MULTIMODAL*		MULTIMODAL	GREENWAY	BICYCLE	PEDESTRIAN	ROADWAY	
PRIORITY	PROJECT	LIMITS	TYPE OF WORK	SIS	LRTP Scoring as per Premium Transit Criteria++	ESTIMATED COSTS	
						Annual Operating (\$1000)	Capital (\$1000)
	Greenway-0						\$0
28	Wiles Rd BCT New Local Service		New local bus service	4	8		\$7,833
	Mobility Hubs-1	Hillsboro Blvd at Powerline Rd				\$55	\$57
	Bicycle Facilities-0						\$0
	Pedestrian Facilities-5	Various locations as adopted in the 2035 LRTP					\$1,315
	Greenway-1	Lox Rd to Southgate Blvd.					\$3,192
29	Griffin Rd BCT New Local Service		New local bus service	3	7		\$8,954
	Mobility Hubs-3	Various locations as adopted in the 2035 LRTP				\$165	\$171
	Bicycle Facilities-9	Various locations as adopted in the 2035 LRTP					\$3,133
	Pedestrian Facilities-19	Various locations as adopted in the 2035 LRTP					\$9,454
	Greenway-1	I-75 to US 27					\$5,046
30	I-95 Managed Lanes	I-595 to Palm Beach County Line	4 Managed Lanes	1	7		\$670,000
31	Douglas Rd BCT New Local Service		New local bus service	4	6		\$7,285
	Mobility Hubs-1	I-595 at Pine Island Rd				\$83	\$1,931
	Bicycle Facilities-3	Various locations as adopted in the 2035 LRTP					\$733
	Pedestrian Facilities-4	Various locations as adopted in the 2035 LRTP					\$967
	Greenway-1	Pine Island to Flamingo Rd					\$2,900
32	Flamingo Rd BCT New Local Service		New local bus service	3	5		\$7,797
	Mobility Hubs-0					\$0	\$0
	Bicycle Facilities-4	Various locations as adopted in the 2035 LRTP					\$1,867
	Pedestrian Facilities-8	Various locations as adopted in the 2035 LRTP					\$3,668
	Greenway-1	Flamingo Rd to US 27					\$7,499
33	Sheridan St	SW 148th Ave to Douglas Rd	From 4 to 6 lanes (6LD)	3	5		\$42,345
34	Palm Ave Rd BCT New Local Service		New local bus service	4	4		\$7,266
	Mobility Hubs-0					\$0	
	Bicycle Facilities-0						\$0
	Pedestrian Facilities-3	Various locations as adopted in the 2035 LRTP					\$1,482
	Greenway-0						\$0
35	Pembroke Rd	SW 160th Ave to SW 184th Ave	From 2 to 4 lanes (4LD)	4	2		\$16,966
36	Hiatus Rd	Sheridan St to Stirling Rd	From 2 to 4 lanes (4LD)		2		\$12,449
37	SW 148th Ave	Bass Creek Rd to Miramar Pkwy	From 2 to 4 lanes (4LD)		2		\$11,012
38	Bass Creek Rd	SW 172nd Ave to SW 148 Ave	From 2 to 4 lanes		2		\$17,001
39	SW 10th St	Powerline Rd to Military Trail	From 4 to 6 lanes (6LD)	1	1		\$70,000
40	Community Bus Service	System Wide			0	\$13,429	\$0
41	Oakland Park Blvd.	I-95 to Powerline Rd	Intersection Improvements	3	0		\$7,100
42	SR-7	At Hollywood Blvd	Intersection Improvements	3	0		\$1,805
43	Pines Blvd.	At University Dr	Intersection Improvements	3	0		\$830
44	SR-7	At Oakland Park Blvd	Intersection Improvements	3	0		\$786
45	Pines Blvd.	At Flamingo Rd.	Intersection Improvements	3	0		\$830
46	SR-7	At Atlantic Blvd	Intersection Improvements	3	0		\$2,532
47	Sample Rd.	At Military Trail	Intersection Improvements	3	0		\$830
48	Griffin Rd	I-75 to Flamingo Rd	From 4LD to 6LD	3	0		\$18,372

Broward County Aviation Department

UNFUNDED AVIATION PROJECT PRIORITY LIST FOR FY 2014 - 2018

PRIORITY RANKING	FORT LAUDERDALE - HOLLYWOOD INTERNATIONAL AIRPORT (FLL) PROJECT NAME	CIP #	FISCAL YEAR	DESCRIPTION OF WORK	PROJECT COST
1	Terminal 4 Redevelopment & Gate Replacement	3300	2014-2018	Terminal Gate Redevelopment, Western & Eastern Expansion of Concourse H.	\$330,000,000
2	Noise Mitigation Bank	3800	2014-2018	Implement Noise Abatement Program in connection with Airport Expansion.	\$175,000,000
3	In-Line Baggage Screening System	3834	2014-2018	Design and construction of in-line baggage screening system in terminals	\$69,000,000
4	Terminal Modernization	3631	2014-2018	Improve the level of service to multiple terminal components by modifying the buildings; security checkpoints, restrooms, holdrooms, concessions lay-out design, wayfinding, finishes, seating, emergency power capacity and distribution, etc. The project seeks to improve revenue generation as well as passenger facilities.	\$87,700,000
5	New Maintenance Facility	3835	2014-2018	Design and construction of a new maintenance facility will combine two existing facilities, as well as provide offices for airport operations staff and the information technology group. Facility is estimated at 45,000 sq feet of building and 162,000 sq feet of parking/yard.	\$15,600,000
6	Rental Car Center Renovation & Development	3849	2014-2018	Renovate and development of the Rental Car Facility. This will involve the replacement of doors, elevators, escalators, mechanical, electrical, fire and plumbing equipment. Renovation to the infrastructure such as drainage and underground utilities.	\$20,000,000
7	Rehabilitation of the Rental Car Center, Hibiscus & Palm Parking Garages	3930	2014-2018	The Hibiscus & Palm Garages will be evaluated to determine short and long term operating and capital repair needs. The evaluation will include all structural components, elevators, escalators, pedestrian bridges, deck waterproofing, joint sealants, and the existing pedestrian bridges. Capital improvements will be identified and completed based on the evaluation.	\$850,000
8	VOR Relocation	Not Yet Assigned	2014-2018	The VOR had to be moved to a temporary location in order for the Taxiway C project to move forward and to avoid a gap in service availability of the VOR.	\$3,100,000
9	Land Acquisition - Runway Protection Zone	Not Yet Assigned	2014-2018	Purchase property on the western end of the new runway 9R/27L which falls within the Runway Protection Zone, as defined by the FAA. The Environmental Impact Statement for Runway 9R/27L identified a number of existing properties that required purchase in order to protect the runway.	\$12,000,000
10	Rehabilitation of Runway 9L/27R Pavement	3942	2014-2018	Project includes rehabilitation of Runway 9L/27R pavement including associated taxiway connectors, out to 125' on either side of the taxiway centerline. The project will maintain the runway in good working condition. Based on pavement assessment conducted by FDOT in December, 2011, it was recommended to replace the pavement installed during the previous overlay in 2004 within 10 years.	\$30,000,000
11	Concourse A	Not Yet Assigned	2014-2018	Design and construct a five (5) gate concourse to support Group III aircraft. This project will include a connector to Terminal 1, an expanded Security Check-point, apron and fuel system.	\$150,000,000
12	Concourse E Additional Gate Development	Not Yet Assigned	2014-2018	Plan, design, and construct additional gates on Concourse E	\$86,310,000
13	Crosswalk Warning Lights at Terminal Drives	3915	2014-2018	Automatic activated warning lights at terminal drive crosswalks provide increased pedestrian safety. They are automatically activated as pedestrians pass through the bollards as they approach the crosswalk.	\$200,000
14	East Perimeter Road Multi-Use Path	Not Yet Assigned	2014-2018	Provide bicycle/pedestrian pathon east side of Perimeter Road	\$1,500,000
PRIORITY RANKING	NORTH PERRY AIRPORT (HWO) PROJECT NAME	CIP #	FISCAL YEAR	DESCRIPTION OF WORK	PROJECT COST
1	Taxiway M Rehabilitation	Not Yet Assigned	2014-2018	Project includes rehabilitation of Taxiway 'M' pavement due to wear and tear as a result of heavy use of the taxiway.	\$539,000
2	Construct Taxiway A	3686	2014-2018	Construct a new asphalt Taxiway A (35ft x 18,750 ft) from Taxiway N to Taxiway L parallel to Runway 18R-36L. Also includes connection to new runway end pavement for Runway 9R-27L, taxiway marking, lighting and signage.	\$3,212,000
3	Perimeter Road Lighting Phase I & II	Not Yet Assigned	2014-2018	Project includes the installation of low mounted shielded street lighting along 15,800 feet of Airport Perimeter Road at 500' intervals along the south side of the airport as well as SW 77th Way.	\$298,000
4	Pavement Rehabilitation Airside/Landside	Not Yet Assigned	2014-2018	Design and construction costs for preventive maintenance and rehabilitation/repair. Projects will be identified in the CIP and generated by the Airport Pavement Management System.	\$1,205,000
5	Taxiway P Rehabilitation	Not Yet Assigned	2014-2018	Project includes rehabilitation of Taxiway 'P' pavement due to wear and tear as a result of heavy use of the taxiway.	\$992,000
6	General Aviation Terminal and Hangar	Not Yet Assigned	2014-2018	Build a dedicated GA Terminal with associated hangars and facilities.	\$3,012,000
7	Taxiway J Rehabilitation	Not Yet Assigned	2014-2018	Project includes rehabilitation of Taxiway 'J' pavement, including connections to newly overlaid runway end pavement	\$699,000

**FY 13-14 PORT EVERGLADES DEPARTMENT
UNFUNDED PROJECTS LIST
JUNE 2013**

2014 Priority #	POTENTIAL PROJECT	DESCRIPTION	TYPE OF WORK	EST. COST (1,000's)
1	Southport Turning Notch Expansion – Contract 1	Bulkhead construction and associated dredging	Construction	25,500
1-a	Southport Turning Notch Expansion - Contract 2	Bulkhead construction and associated dredging	Construction	26,620
2	ACOE Deepening & Widening	Portwide Dredging	Construction	130,000
3	Slip 2 Westward Lengthening	Increase length to accommodate mega cruise ships	Construction	21,500
4	Post Panamax Cranes - SP9 & SP10	Specialized container crane	Construction	24,000
5	Mitigation for Westlake Improvement	Mitigation for Port-wide Dredging	Construction	12,600
6	Slip 1 New Bulkheads at Berths 9 & 10 - Phase I	New Bulkheads	Construction	47,500
7	Foreign Trade Zone (FTZ) Relocation	Port Facility Improvement	Construction	54,000
8	Phase IX Container Yard	Expansion of Cargo Container Yard	Design/Construction	8,000
9	Midport Parking Garage	Construct new parking garage facility	Construction	17,500
10	Cruise Terminal 4 Parking Garage	New parking structure	Design	2,000
11	New Bulkheads at Berths 1, 2 & 3	New Bulkheads	Design/ Construction	17,000
12	New Bulkheads at Berths 16, 17 & 18	New Bulkheads	Design/ Construction	3,000
13	New Petroleum Tank Farm	Port Facility Improvement	Construction	75,000
14	Container Yard Densification	Densification of Cargo Container Yard	Design	3,000

PUBLIC INVOLVEMENT AND INTER-AGENCY CONSULTATION

Public Involvement: TIP Flyer

The fact sheet is also available in Spanish:

The Transportation Improvement Program (TIP) fact sheet was created to educate the public on what a TIP is and how the public can participate.

Investing your dollars in Transportation



UNDERSTANDING THE TRANSPORTATION IMPROVEMENT PROGRAM (TIP)

WHAT IS THE BROWARD METROPOLITAN PLANNING ORGANIZATION?

The Broward Metropolitan Planning Organization (MPO) is an agency responsible for transportation planning, intergovernmental coordination and transportation funding allocations in Broward County. The Broward MPO works with the public, planning organizations, government agencies, elected officials, and community groups to address transportation needs and develop transportation plans, such as the Transportation Improvement Program (TIP) and the Long Range Transportation Plan (LRTP).

HOW IS THE TIP CREATED?

The TIP is prepared by the Broward MPO in cooperation with local transportation agencies such as the Florida Department of Transportation (FDOT), the South Florida Regional Transportation Authority, Southeast Florida Transportation Council, the municipalities within Broward County, and Broward County transportation service providers such as Broward County Transit (BCT), Aviation and Port Everglades. The Broward MPO and its planning partners develop the TIP on an annual basis. At the end of the process, the TIP signifies an agreement among local, state and regional officials as to what transportation improvements to pursue.



WHAT IS THE TRANSPORTATION IMPROVEMENT PROGRAM (TIP)?

The TIP is a five-year program that prioritizes and documents the funding of transportation improvement projects the region expects to build over the next five years. These projects include transit, highway, air and seaport, as well as bicycle, pedestrian, and freight-related projects. The TIP is a tool to advance projects from the Long Range Transportation Plan to a short range five year program. All TIP projects are evaluated to assure consistency with the goals and objectives of the LRTP. The current TIP and LRTP can be found online at www.browardMPO.org

The TIP is now interactive visit <http://broward.dtstiptool.com>



Trade Centre South, 100 West Cypress Creek Road, Suite 850, Fort Lauderdale, FL 33309-2102, Phone 954-876-0033

www.browardMPO.org

Investing your dollars in Transportation

UNDERSTANDING THE TRANSPORTATION IMPROVEMENT PROGRAM (TIP)

HOW IS THE TIP FUNDED?

TIP projects are funded through a mix of local, state and federal transportation funds. Federal funds are administered through the Federal Highway Administration (FHWA) and Federal Transit Administration (FTA). Funds also come from state, county, and local municipalities via fuel taxes.

HOW CAN YOU PARTICIPATE IN DEVELOPING THE TIP?

- The primary ongoing venues for public participation are the monthly meetings of the CIR, TCC and the Broward MPO. Visit <http://www.browardmpo.org/mpo/agenda.htm> for the date and time of meetings and upcoming agendas.

- Plan to visit the Broward MPO website often at www.browardMPO.org and click on the "Transportation Improvement Plan" section.

- E-mail comments and questions to leeksg@browardmpo.org or emer@browardmpo.org or call at 954-876-0042.

- Fax your comments and questions to 954-876-0062 or mail them to the address below.

- Prior to the adoption of the TIP, the MPO sponsors a public hearing, and a 30 day public comment period. This usually occurs in May-June of each year.

CAN THE TIP BE AMENDED?

Yes, changes are routinely made to the TIP through amendments. The TIP can be amended in order to add, change, or delete projects. Such amendments have to be reviewed and approved by the MPO and FDOT. The review also includes opportunities for public comment. The primary methods for public participation are the monthly meetings of the Community Involvement Roundtable (CIR), the Technical Coordination Committee (TCC) and the Broward MPO held at the MPO office.

Visit <http://www.browardmpo.org/mpo/agenda.htm> for the date and time of meetings and upcoming agendas.

WHY IS THE TIP IMPORTANT?

The TIP identifies, for both Broward residents and taxpayers, how federal, state and local dollars are being spent on transportation projects. The TIP is a vehicle to move projects from the unfunded LRTP to a funded priority list that includes an anticipated schedule and the cost for each project.

TIP Annual Schedule:

January-April:

- The MPO is provided with projects from FDOT, local transportation agencies and municipalities for inclusion into the TIP.

May-June:

- The Broward MPO conducts public review and comment period for draft TIP.

July:

- The approval of the TIP by the Broward MPO Board.

The TIP document can be found on the Broward MPO's website at www.browardMPO.org by clicking on the "Transportation Improvement Program" section. If you require assistance viewing this document please contact ryanc@browardmpo.org or 954-876-0036.



Trade Centre South, 100 West Cypress Creek Road, Suite 850, Fort Lauderdale, FL 33309-2102, Phone 954-876-0033

www.browardMPO.org

For complaints, questions or concerns about civil rights or nondiscrimination; or for special requests under the American with Disabilities Act, please contact: Christopher Ryan, Public Information Officer/Title VI Coordinator at (954) 876-0036 or ryanc@browardmpo.org

Public Involvement: TIP Flyer

Spanish version:

INVIRTIENDO SU \$ EN TRANSPORTE



COMPRENDIENDO EL

PROGRAMA DE MEJORA DEL TRANSPORTE TRANSPORTATION IMPROVEMENT PROGRAM (TIP)

¿QUÉ ES LA ORGANIZACIÓN DE PLANIFICACIÓN METROPOLITANA DE BROWARD (BROWARD MPO)?

La MPO de Broward es una agencia responsable de la planificación del transporte, la coordinación intergubernamental y la asignación de fondos de transporte en el condado de Broward. La MPO de Broward trabaja con el público, organizaciones de planificación, agencias gubernamentales, funcionarios electos y grupos comunitarios para identificar las necesidades de transporte y desarrollar planes de transporte, tales como el Programa de Mejora del Transporte (TIP) y el Plan de Transporte a Largo Plazo (LRTP).

¿CÓMO SE DESARROLLA EL TIP?

El TIP es preparado por la MPO de Broward, en cooperación con las agencias de transporte locales, tales como el Departamento de Transporte de Florida (FDOT), la Autoridad de Transporte Regional del Sur de Florida (SFRTA), el Consejo de Transporte del Sudeste de la Florida, los municipios dentro del Condado de Broward, y proveedores de transporte del Condado Broward como las agencias de Tránsito del Condado Broward (BCT), Departamento de Aviación y el Puerto Everglades. La MPO de Broward y sus socios de la planificación desarrollan el TIP anualmente. Al final del proceso, el TIP significa un acuerdo entre funcionarios locales, estatales y regionales en cuanto a que mejoras de transporte se deben realizar.



¿QUÉ ES EL PROGRAMA DE MEJORA DEL TRANSPORTE (TIP)?

El TIP es un programa que prioriza y documenta los fondos de los proyectos de mejora del transporte en la región que se espera construir en los próximos cinco años. Incluye proyectos de transporte, carretera, aeropuerto y el puerto marítimo, así como bicicletas, peatones, y proyectos relacionados al transporte de mercancías. El TIP es una herramienta para avanzar proyectos del Plan de Transporte a Largo Plazo (LRTP) a un programa de corto alcance de cinco años. Todos los proyectos del TIP son evaluados para asegurar la coherencia con las metas y objetivos del LRTP. El TIP actual y LRTP se pueden encontrar en la página web www.browardMPO.org.

Trade Centre South, 100 West Cypress Creek Road, Suite 850, Fort Lauderdale, FL 33309-2112, Phone 954.876.0033

www.browardMPO.org

INVIRTIENDO SU \$ EN TRANSPORTE COMPRENDIENDO

EL PROGRAMA DE MEJORA DEL TRANSPORTE

TRANSPORTATION IMPROVEMENT PROGRAM (TIP)

¿CÓMO SE FINANCIA EL TIP?

Los proyectos del TIP son financiados a través de una mezcla de fondos locales, estatales y fondos federales de transporte. Los fondos federales son administrados a través de la Administración Federal de Carreteras (FHWA) y la Administración Federal de Tránsito (FTA). Otros fondos provienen del estado, condado y las municipalidades a través de impuestos a los combustibles.

¿CÓMO PUEDE USTED PARTICIPAR EN EL DESARROLLO DEL TIP?

• Los principales métodos para la participación pública son las reuniones mensuales de la CIR, el TCC y la MPO de Broward. Visita <http://www.browardmpo.org/mpo/agenda.htm> para la fecha y hora de las reuniones y agendas futuras.

• Visite la página web de Broward MPO a menudo www.browardMPO.org y haga clic en la sección "Transportation Improvement Plan."

• Mande un correo electrónico con sus comentarios y preguntas a clawgesp@browardmpo.org o llame a 954-876-0047.

• Envíe por fax sus comentarios y preguntas a 954-876-0062.

• Antes de la aprobación del TIP, la MPO patrocina una audiencia pública, y un período de 30 días para comentarios públicos. Esto suele ocurrir en Mayo-Junio de cada año.

¿SE PUEDE MODIFICAR EL TIP?

Sí, los cambios son realizados regularmente en el TIP a través de enmiendas. El TIP puede ser modificado para agregar, cambiar o eliminar proyectos. Dichas modificaciones tienen que ser revisadas y aprobadas por la MPO y el FDOT. La revisión también incluye oportunidades para comentarios del público. Los principales métodos para la participación pública son las reuniones mensuales de la Mesa Redonda de Participación Comunitaria (CIR), el Comité de Coordinación Técnica (TCC) y la MPO de Broward que se congregan en la oficina del MPO.

Visite <http://www.browardmpo.org/mpo/agenda.htm> para la fecha y hora de las reuniones y agendas futuras.

¿POR QUÉ ES IMPORTANTE EL TIP?

El TIP identifica, tanto para los residentes y los contribuyentes de Broward, como se están utilizando los dólares federales, estatales y locales en proyectos de transporte. El TIP es un vehículo para mover los proyectos sin fondos del LRTP a una lista de prioridades con fondos disponibles que incluye un calendario previsto y el costo de cada proyecto.

Calendario Anual del TIP:

Enero-Abril:

• La MPO cuenta con proyectos del FDOT, agencias de transporte locales y las municipalidades para su inclusión en el TIP.

Mayo-Junio:

• La MPO de Broward lleva a cabo el período de revisión y comentarios públicos para el TIP preliminar.

Julio:

• El TIP es aprobado por el Consejo del Broward MPO.

El documento TIP se puede encontrar en la página web del MPO www.browardMPO.org. Haga clic en la sección "Transportation Improvement Program". Si necesita ayuda para ver este documento, por favor mande un correo electrónico a ryanc@browardmpo.org o llame al 954-876-0036.



Trade Centre South, 100 West Cypress Creek Road, Suite 850, Fort Lauderdale, FL 33309-2112, Phone 954.876.0033

www.browardMPO.org

Para quejas, preguntas o preocupaciones acerca de los derechos civiles o discriminación; o para peticiones American with Disabilities Act (ADA). Por favor contactar a: Christopher Ryan, Oficial de Información Pública / Coordinador de Title VI, al (954) 876-0036 o ryanc@browardmpo.org

The Notice of Public Meetings was published (see next page for a copy of the advertisement) in local area newspapers: Sun-Sentinel, El Sentinel and Broward Times. It was also posted to the following website: www.browardmpo.org under the “**Programs**” tab and **Transportation Improvement Program** or directly at <http://www.browardmpo.org/programs/transportation-improvement-program>

The public was provided a 30-day comment period, before the MPOs adoption of the TIP. A draft TIP was reviewed by the MPOs advisory committees (Technical Coordinating Committee and the Community Involvement Roundtable June 25, 2014) and made available to the public through distribution at eight of Broward County Regional Libraries (see list below). Three public meetings were conducted at the following meetings:

- Technical Coordinating Committee on Wednesday, June 25, 2014, at 2:30 p.m
- Community Involvement Roundtable on Wednesday, June 25, 2014, at 6:00 p.m
- Broward MPO Board Meeting on Thursday, July 10, 2014, at 9:30 a.m.

<p>African-American Research Library and Cultural Center 2650 Sistrunk Boulevard, Fort Lauderdale, Florida 33311 Telephone: 954-357-6282</p> <p>Main Library 100 South Andrews Avenue, Fort Lauderdale, Florida 33301 Telephone: 954-357-7444</p> <p>North Regional/Broward County Library 1100 Coconut Creek Boulevard, Coconut Creek, Florida 33066 Telephone: 954-201-2600</p> <p>Southwest Regional Library 16835 Sheridan Street, Pembroke Pines, Florida 33331 Telephone: 954-538-9996</p>	<p>Northwest Regional Library 3151 University Drive, Coral Springs, Florida 33065 Telephone: 954-341-3900</p> <p>Nova Southeastern University Alvin Sherman Library, Research and Information Technology Center 3100 Ray Ferro, Jr. Boulevard, Fort Lauderdale, Florida 33314 Telephone: 954-262-5477</p> <p>South Regional/Broward County Library 7300 Pines Boulevard, Pembroke Pines, Florida 33024 Telephone: 954-201-8825</p> <p>West Regional Library 8601 West Broward Boulevard, Plantation, Florida 33324 Telephone: 954-382-5860</p>
--	--



**NOTICE OF PUBLIC MEETINGS AND PUBLIC COMMENT PERIOD
FOR THE FISCAL YEARS 2014/15 – 2018/19 TRANSPORTATION IMPROVEMENT PROGRAM**

NOTICE is hereby given that the Broward Metropolitan Planning Organization (Broward MPO) will hold public meetings and consider approval of the Transportation Improvement Program TIP. The TIP is a federally mandated document that lists transportation projects and programs to be funded by federal, state and local governments and transportation agencies over a five year period in the Broward area.

Public meetings prior to the Broward MPO Board’s consideration of the TIP will be held during the following regularly scheduled meetings, providing the public with three opportunities to make verbal comments:

- **Technical Coordinating Committee on Wednesday, June 25, 2014, at 2:30 p.m.**
- **Community Involvement Roundtable on Wednesday, June 25, 2014, at 6:00 p.m.**
- **Broward MPO Board on Thursday, July 10, 2014, at 9:30 a.m. (Final Action Taken)**

All meetings will be held in the Broward MPO Board Room, located in the Trade Centre South Building, 100 West Cypress Creek Road, Suite 850, Fort Lauderdale, FL 33309.

This notice is also intended to satisfy the Transit Program-of-Projects requirements of the Urbanized Area Formula Program of the Federal Transit Administration.

The public is invited to review and comment on the proposed TIP. The TIP will be available for viewing at least 30 days prior to the July 10 Broward MPO Board meeting. The proposed TIP can be viewed at the Broward MPO office located in the Trade Centre South Building, 100 West Cypress Creek Road, Suite 850, Fort Lauderdale, FL 33309; at the eight (8) Regional Broward County Libraries (for a list of library addresses call 954-876-0033 or visit the website below); and on the Broward MPO website at: www.browardmpo.org. Under the “*Programs*” tab and *Transportation Improvement Program* or directly at <http://www.browardmpo.org/programs/transportation-improvement-program>

Scan the QR code below on your smart phone to go to the TIP website

For further information regarding the TIP or to request a copy, contact 954-876-0042. Please submit comments via email to ener@browardmpo.org; by mail to the Broward MPO office at the address listed above, or by fax at 954-876-0062. The comment period closes on July 10, 2014 upon final action taken by the Broward MPO Board.



Public participation is solicited without regard to race, color, national origin, age, sex, religion, disability or family status. Persons who require special accommodations under the American with Disabilities Act or persons who require translation services (free of charge) should contact Christopher Ryan, Public Information Officer/Title VI Coordinator at (954) 876-0033 or 0036 or ryan@browardmpo.org at least seven days prior to the meeting. If hearing impaired, telephone 1-800-273-7545 (TDD).

For complaints, questions or concerns about civil rights or non-discrimination please contact: Christopher Ryan, Public Information Officer/Title VI Coordinator at the numbers or e-mail above.

November 2013

The Technical Coordinating Committee (TCC) and Community Involvement Roundtable (CIR) reviewed FDOT's District 4 and the Turnpike Enterprise's Tentative Work Program

December 2013

The Broward MPO Board reviewed FDOT's District 4 and the Turnpike Enterprise's Tentative Work Program

June 2014

Broward MPO conducted two public meetings:

Technical Coordinating Committee on Wednesday, June 25, 2014, at 2:30 p.m.

Community Involvement Roundtable on Wednesday, June 25, 2014, at 6:00 p.m.

July 2014

Broward MPO conducted a final public meeting on the July 10, 2014 at the MPO Board Meeting at 9:30 a.m. before final action taken.

Ongoing Outreach

Throughout the year MPO staff attends various events and public meetings. At these meetings staff provides information regarding the Transportation Improvement Program and encourages the public to use the Interactive TIP available on the MPO website at <http://broward.dtstiptool.com>

Roadway Capacity Projects FY 2014/15 - 2018/19 Transportation Improvement Program (TIP)

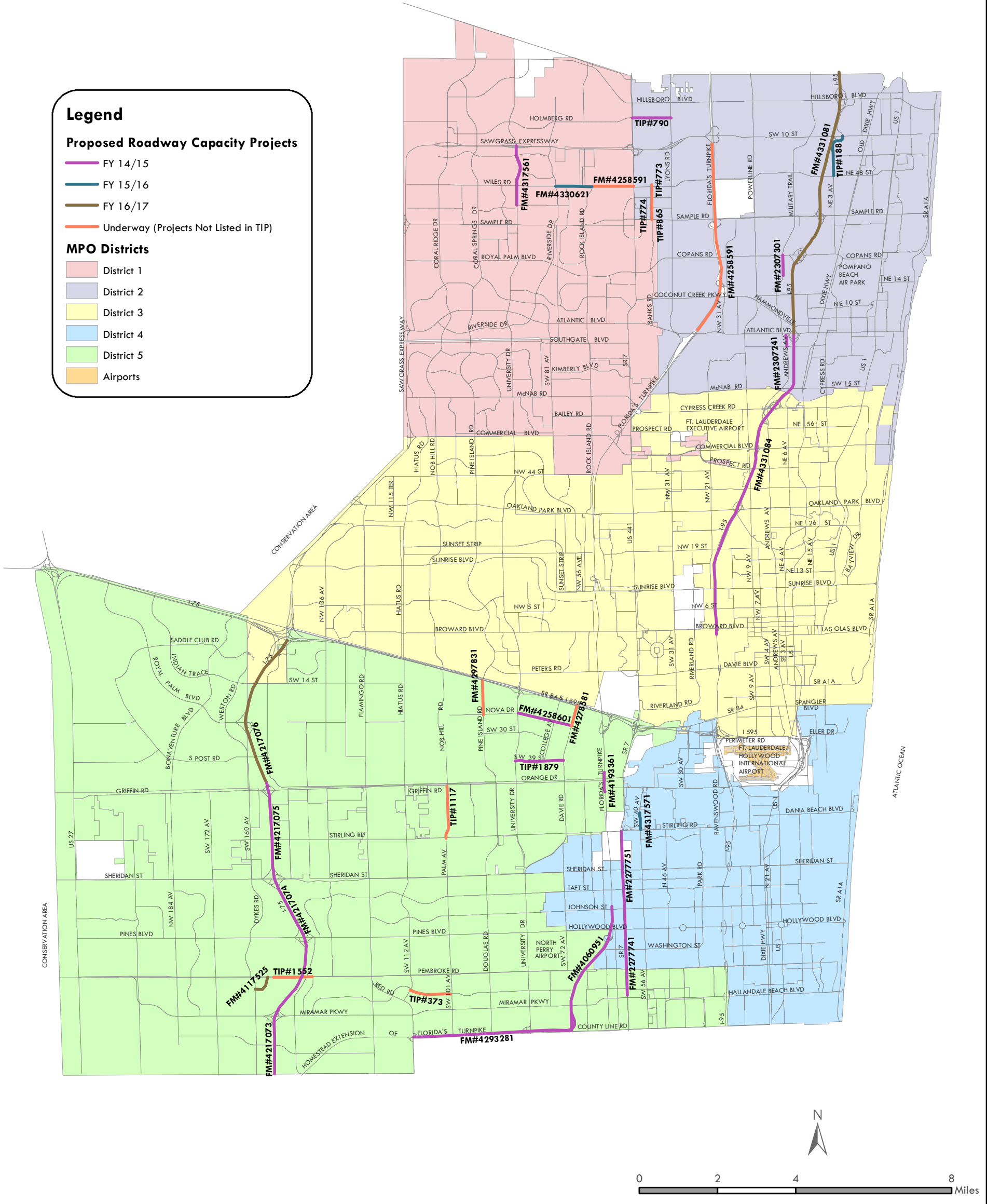
Legend

Proposed Roadway Capacity Projects

- FY 14/15
- FY 15/16
- FY 16/17
- Underway (Projects Not Listed in TIP)

MPO Districts

- District 1
- District 2
- District 3
- District 4
- District 5
- Airports



Note:
 - Projects with 7 digits reference FM# in the TIP
 - Projects with 3 or 4 digits reference TIP# in the TIP



Prepared By

5-Year Summary of Projects by Funding Category

Project #	Project Name	2015	2016	2017	2018	2019	Total
ACNH - ADVANCE CONSTRUCTION (NH)							
4208093	I-595/SR-862/ P3	71,712,000	95,434,001	123,173,000	217,622,000	4,298,000	512,239,001
Total		71,712,000	95,434,001	123,173,000	217,622,000	4,298,000	512,239,001
ACNP -							
4293651	SR-9/I-95	175,100	0	0	0	0	175,100
4296931	SFRTA OPERATING ASSISTANCE DURING I-95	0	4,000,000	4,000,000	4,000,000	4,000,000	16,000,000
4307632	SR-93/I-75	2,190,000	1,460,000	0	0	0	3,650,000
4307634	SR-93/I-75 FROM MIAMI-DADE/BROWARD CL TO	0	4,090,000	0	0	0	4,090,000
4309471	ITS EQUIPMENT REPLACEMENT CONSULTANT /	2,149,000	0	0	0	0	2,149,000
4331081	SR-9/I-95 FROM N. OF STIRLING RD TO PALM	0	0	0	0	142,313	142,313
4331084	SR-9/I-95 FROM S. OF BROWARD BLVD. TO N. OF	25,698,180	0	0	0	0	25,698,180
4331085	SR-9/I-95 FR N.OF SR-870/COMMERCIAL BLVD. TO	125,871,537	0	0	0	0	125,871,537
4347241	I-95 & BROWARD BLVD. INTERCHANGE	3,130,171	0	0	0	0	3,130,171
4347251	I-95 & BROWARD BLVD INTERCHANGE	1,743,319	0	0	0	0	1,743,319
4347261	SR-834/SAMPLE ROAD FROM W. OF MILITARY	1,138,695	0	0	0	0	1,138,695
4349011	SR-93/I-75 @ INDIAN TRACE INTERCHANGE	0	757,090	0	0	0	757,090
4349021	SR-93/I-75 @ GLADES PARKWAY INTERCHANGE	0	769,227	0	0	0	769,227
Total		162,096,002	11,076,317	4,000,000	4,000,000	4,142,313	185,314,632
ACSA - ADVANCE CONSTRUCTION (SA)							
4331085	SR-9/I-95 FR N.OF SR-870/COMMERCIAL BLVD. TO	3,795,235	0	0	0	0	3,795,235
Total		3,795,235	0	0	0	0	3,795,235
ACSB -							
4301921	RAVENSWOOD RD. OVER DANIA CUT-OFF CANAL	3,842,110	0	0	0	0	3,842,110
4342921	BAYVIEW DR. BRIDGE OVER LONGBOAT INLET	0	0	315,000	0	1,718,767	2,033,767
4343591	NE 23D AVE BRIDGE BRIDGE #867202 BRIDGE	0	0	310,000	0	1,386,081	1,696,081

5-Year Summary of Projects by Funding Category

Project #	Project Name	2015	2016	2017	2018	2019	Total
ACSB -							
Total		3,842,110	0	625,000	0	3,104,848	7,571,958
ACSU -							
4331084	SR-9/I-95 FROM S. OF BROWARD BLVD. TO N. OF	5,294,870	0	0	0	0	5,294,870
Total		5,294,870	0	0	0	0	5,294,870
BNDS -							
2277751	SR-7/US-441	3,987,509	0	0	0	0	3,987,509
Total		3,987,509	0	0	0	0	3,987,509
BNIR -							
4193361	TPK RAMPS FROM I-595 TO GRIFFIN ROAD SB	750,000	0	0	0	0	750,000
4218542	I-595/SR862/P3/R/W FROM I-75 TO W. OF I-95	775,624	0	0	0	0	775,624
Total		1,525,624	0	0	0	0	1,525,624
BRP - STATE BRIDGE REPLACEMENT							
2730	NE 13th Street	0	1,500,000	0	0	0	1,500,000
4299581	SR-842/BROWARD BLVD	0	2,655,322	0	0	0	2,655,322
Total		0	4,155,322	0	0	0	4,155,322
BRRP - STATE BRIDGE REPAIR & REHAB							
4285921	SR-862/I-595 BRIDGE # 860538	0	0	0	0	12,219,862	12,219,862
4285931	SR-842/BROWARD BLVD	150,000	1,497,019	0	0	0	1,647,019
4299051	SR-A1A FROM DANIA BCH BLVD OVER ICWW	7,612,808	0	0	0	0	7,612,808
4305661	SR-810 HILLSBORO BL	852,102	0	0	0	0	852,102
4311071	SR-810/HILLSBORO BLV OVER SR-91 TURNPIKE	0	0	179,617	0	0	179,617
4311101	SR-862/I-595 FROM EXIT RAMP TO NB SR-9	0	0	560,589	0	0	560,589
4321461	SR-84 BRIDGE #860008 OVER THE SOUTH FORK	0	0	0	757,323	0	757,323
4321531	SR-858 FROM MP 5.241 TO MP 5.389	0	0	0	3,761,208	0	3,761,208

5-Year Summary of Projects by Funding Category

Project #	Project Name	2015	2016	2017	2018	2019	Total
BRRP - STATE BRIDGE REPAIR & REHAB							
4322221	SR-9/I-95 @SR-862/I-595 BRIDGE PAINTING	0	0	0	6,668,467	0	6,668,467
4331084	SR-9/I-95 FROM S. OF BROWARD BLVD. TO N. OF	155,263	0	0	0	0	155,263
4338941	SR-736/DAVIE BLVD BRIDGE #860038 OVER SOUTH	0	0	0	0	770,777	770,777
Total		8,770,173	1,497,019	740,206	11,186,998	12,990,639	35,185,035
CDBG - CDBG							
1778	TAMARAC, CITY OF	25,000	0	0	0	0	25,000
878	Community Development Block Grant	250,000	0	0	0	0	250,000
Total		275,000	0	0	0	0	275,000
CIGP - COUNTY INCENTIVE GRANT PROGRAM							
4117525	PEMBROKE ROAD FROM SILVER SHORES BLVD TO	372,625	0	3,879,645	0	0	4,252,270
4258601	NOVA DRIVE	965,370	0	0	0	0	965,370
4330621	WILES ROAD FROM RIVERSIDE DRIVE TO ROCK	0	5,495,825	0	0	0	5,495,825
4331821	SW 145TH AVE @ PINES BLVD. INTERSECTION	0	250,000	0	0	0	250,000
Total		1,337,995	5,745,825	3,879,645	0	0	10,963,465
CM - CONGESTION MITIGATION - AQ							
2307241	ANDREWS AVE EXT	0	176,580	0	0	0	176,580
4331084	SR-9/I-95 FROM S. OF BROWARD BLVD. TO N. OF	1,915,798	0	0	0	0	1,915,798
4346721	JOHNSON STREET FR. W. OF 31ST COURT TO	0	0	0	2,300,892	0	2,300,892
4352061	BROWARD COUNTY RESERVE BOX FOR	0	0	0	0	1,581,855	1,581,855
Total		1,915,798	176,580	0	2,300,892	1,581,855	5,975,125
CRA - CRA							
877	CRA DRAINAGE	300,000	0	0	0	0	300,000
Total		300,000	0	0	0	0	300,000
D - UNRESTRICTED STATE PRIMARY							
2317234	BROWARD COUNTY	253,812	0	0	0	0	253,812

5-Year Summary of Projects by Funding Category

Project #	Project Name	2015	2016	2017	2018	2019	Total
D - UNRESTRICTED STATE PRIMARY							
2317235	BROWARD COUNTY	0	284,489	316,055	348,536	381,960	1,331,040
2335096	BROWARD NPDES	175,000	175,000	175,000	175,000	175,000	875,000
2335097	BROWARD NPDES	90,127	136,172	220,000	0	0	446,299
2335098	BROWARD NPDES	20,165	20,669	0	0	0	40,834
2335099	BROWARD NPDES	0	0	21,186	21,716	21,716	64,618
2335381	BROWARD CO	2,800,000	2,800,000	2,800,000	2,800,000	2,800,000	14,000,000
2335382	BROWARD CO	2,400,000	2,400,000	2,400,000	2,400,000	2,400,000	12,000,000
2335701	BROWARD CO/SR-5	110,000	110,000	0	0	0	220,000
2335702	SR-5/US-1 FROM GRIFFIN RD TO N. OF ELLER DR	110,000	110,000	110,000	110,000	0	440,000
2339134	BROWARD COUNTY	350,000	350,000	0	0	0	700,000
2339135	BROWARD COUNTY	0	0	350,000	350,000	350,000	1,050,000
2339197	BROWARD COUNTY	0	50,000	0	0	0	50,000
2339198	BROWARD COUNTY STATE PRIMARY	0	0	0	50,000	0	50,000
2339297	BROWARD COUNTY	100,000	100,000	100,000	100,000	100,000	500,000
2339298	BROWARD COUNTY PRIMARY ROAD CONCRETE	0	0	0	0	100,000	100,000
2339307	BROWARD COUNTY	0	50,000	0	0	0	50,000
2339308	BROWARD COUNTY SIGN REPLACEMENT	0	0	0	50,000	0	50,000
2339328	BROWARD COUNTY	200,000	200,000	0	0	0	400,000
2339329	BROWARD COUNTY PAVEMENT STRIPING	0	0	200,000	200,000	0	400,000
2339335	BROWARD COUNTY	375,000	375,000	375,000	0	0	1,125,000
2339336	BROWARD COUNTY	0	0	0	400,000	400,000	800,000
2339356	BROWARD COUNTY	50,000	50,000	50,000	0	0	150,000
2339357	BROWARD COUNTY INSTALL HANDRAILS	0	0	0	50,000	50,000	100,000
2341271	BROWARD CO	850,000	850,000	250,000	250,000	250,000	2,450,000

5-Year Summary of Projects by Funding Category

Project #	Project Name	2015	2016	2017	2018	2019	Total
D - UNRESTRICTED STATE PRIMARY							
2341272	BROWARD CO	930,000	930,000	100,000	100,000	100,000	2,160,000
2342177	BROWARD COUNTY	60,000	0	0	0	0	60,000
2367651	RAIL-SFRC PROGRAM MANAGEMENT	100,000	100,000	100,000	100,000	100,000	500,000
2367801	RAIL-ADMINISTRATION ADMINISTRATION INDIRECT	150,000	150,000	150,000	150,000	150,000	750,000
2367821	RAIL PROJECT ASSIST	50,000	50,000	50,000	50,000	50,000	250,000
4032906	BROWARD COUNTY GUARDRAIL ATTENUATOR	0	170,000	170,000	170,000	0	510,000
4032907	BROWARD COUNTY GUARDRAIL & ATTENUATOR	0	0	0	0	170,000	170,000
4032916	BROWARD COUNTY	250,000	0	0	0	0	250,000
4033966	I-95 BROWARD COUNTY SWEEPING	150,000	150,000	0	0	0	300,000
4036487	BROWARD INTERSTATE	300,000	0	0	0	0	300,000
4062676	BROWARD COUNTY	50,000	50,000	0	0	0	100,000
4062677	BROWARD COUNTY	0	0	50,000	50,000	50,000	150,000
4065466	BROWARD COUNTY GRAFFITI REMOVAL	25,000	25,000	0	0	0	50,000
4065467	BROWARD COUNTY GRAFFITI REMOVAL	0	0	25,000	25,000	25,000	75,000
4065476	BROWARD COUNTY GRAFFITI REMOVAL PRIMARY	15,000	15,000	0	0	0	30,000
4065477	BROWARD COUNTY GRAFFITI REMOVAL PRIMARY	0	0	20,000	20,000	20,000	60,000
4067954	BROWARD CO ITS	1,500,000	1,500,000	1,800,000	1,800,000	0	6,600,000
4067955	BROWARD CO ITS ITS MAINTENANCE	0	0	0	0	1,800,000	1,800,000
4070915	BROWARD COUNTY	350,000	350,000	0	0	0	700,000
4085628	ASSET MANAGEMENT I-75	2,900,000	2,900,000	2,900,000	2,900,000	2,900,000	14,500,000
4098221	SR-824/PEMBROKE ROAD	5,000	5,000	5,000	5,000	5,000	25,000
4130836	BROWARD COUNTY	0	150,000	0	0	0	150,000
4130847	BROWARD COUNTY	0	200,000	0	0	0	200,000
4130848	BROWARD COUNTY REFLECTIVE PAVEMENT	0	0	0	200,000	0	200,000

5-Year Summary of Projects by Funding Category

Project #	Project Name	2015	2016	2017	2018	2019	Total
D - UNRESTRICTED STATE PRIMARY							
4137021	OMD INTERMODAL BOX PLANNING CONSULTANT	1,746,657	2,146,657	2,146,657	2,356,657	2,356,657	10,753,285
4203213	BROWARD COUNTY	300,000	300,000	0	0	0	600,000
4203214	BROWARD COUNTY	0	0	300,000	300,000	300,000	900,000
4208093	I-595/SR-862/ P3	905,645	941,871	979,546	1,018,728	1,059,477	4,905,267
4242664	BROWARD COUNTY	100,000	0	0	0	0	100,000
4242665	BROWARD COUNTY	0	0	100,000	0	0	100,000
4242666	BROWARD COUNTY SHOULDER REPAIR/REDRESS	0	0	0	0	100,000	100,000
4242954	PRIMARY	150,000	150,000	0	0	0	300,000
4242955	PRIMARY	0	0	150,000	150,000	150,000	450,000
4260162	COUNTYWIDE CORRIDOR STUDIES	150,000	150,000	150,000	0	0	450,000
4280732	BROWARD COUNTY	50,000	50,000	0	0	0	100,000
4280733	BROWARD COUNTY	0	0	50,000	50,000	50,000	150,000
4281704	BROWARD COUNTY	50,000	50,000	0	0	0	100,000
4281705	BROWARD COUNTY PAVEMENT STRIPING	0	0	50,000	50,000	0	100,000
4283332	BROWARD COUNTY	130,000	130,000	0	0	0	260,000
4283333	BROWARD COUNTY	0	0	130,000	130,000	130,000	390,000
4292812	BROWARD COUNTY	50,000	50,000	0	0	0	100,000
4292813	BROWARD COUNTY PRIMARY SOD FURNISHING &	0	0	50,000	50,000	50,000	150,000
4296862	BROWARD COUNTY ATMS MAINTENANCE	0	0	0	0	558,000	558,000
4297631	BROWARD PRIMARY	60,000	60,000	60,000	0	0	180,000
4297632	BROWARD PRIMARY REMOVAL OF EXOTICS	0	0	0	60,000	60,000	120,000
4319213	BROWARD OPERATIONS CENTER	32,000	0	0	0	0	32,000
4325642	BROWARD MATERIALS LABORATORY	2,000	0	0	0	0	2,000
4325961	BROWARD NPDES SWEEPING PRIMARY	20,000	20,000	20,000	0	0	60,000

5-Year Summary of Projects by Funding Category

Project #	Project Name	2015	2016	2017	2018	2019	Total
D - UNRESTRICTED STATE PRIMARY							
4325962	BROWARD NPDES SWEEPING PRIMARY	0	0	0	200,000	200,000	400,000
4326621	BROWARD NPDES SWEEPING PRIMARY	0	0	0	175,000	175,000	350,000
4329181	SR-9/I-95 BROWARD COUNTY, ASSET	0	407,589	855,500	865,184	7,500,000	9,628,273
4346821	BROWARD COUNTY PAVEMENT STRIPING	0	0	0	0	200,000	200,000
Total		18,465,406	19,262,447	17,778,944	18,280,821	25,287,810	99,075,428
DDR - DISTRICT DEDICATED REVENUE							
2277741	SR-7/US-441	5,066	0	0	0	0	5,066
2277743	SR-7/US-441 FROM N OF HALLANDALE BCH TO N.	0	0	110,910	0	0	110,910
2277751	SR-7/US-441	1,703,000	10,289,553	200,000	0	0	12,192,553
2277753	SR-7/US-441 FR S OF SR-820/HOLLYWD BL TO S OF	0	0	0	1,814,898	0	1,814,898
2279321	BROWARD CO BOX	415,000	0	0	0	0	415,000
2280279	BROWARD OPERATIONS	250,000	250,000	250,000	0	0	750,000
2280472	BROWARD CO/JPA	25,000	25,000	0	0	0	50,000
2280473	BROWARD COUNTY SCHOOL ZONE FLASHER	0	0	25,000	25,000	25,000	75,000
2282479	BROWARD COUNTY	0	407,692	0	0	0	407,692
2282598	BROWARD COUNTY	0	1,000,000	0	0	0	1,000,000
2282599	BROWARD COUNTY PUSH BUTTON CONTRACT	0	0	0	1,000,000	0	1,000,000
2297656	D/W TRAFFIC OPS TRANSPORTATION SYSTEM	500,000	500,000	350,000	0	0	1,350,000
2316548	DISTRICTWIDE ITS ITS FACILITY-OPERATIONS	1,368,546	0	0	0	0	1,368,546
2317234	BROWARD COUNTY	3,590,188	0	0	0	0	3,590,188
2317235	BROWARD COUNTY	0	3,559,511	4,827,945	4,795,464	5,144,000	18,326,920
2367593	SRFC FOR REVENUES	154,251	0	0	0	0	154,251
4051181	BROWARD COUNTY	2,096,246	2,160,075	2,224,900	2,291,646	0	8,772,867
4069191	SFRC R/R	0	100,000	0	0	0	100,000

5-Year Summary of Projects by Funding Category

Project #	Project Name	2015	2016	2017	2018	2019	Total
DDR - DISTRICT DEDICATED REVENUE							
4069193	SFRC/R/R BRIDGE MAINTENANCE AGREEMENT	0	100,000	0	0	0	100,000
4071862	BROWARD COUNTY	7,543,258	8,937,341	0	1,234,235	9,473,934	27,188,768
4077041	FORT LAUDERDALE/HOLLYWOOD INTERNATIONAL	4,781,555	0	0	6,062,820	0	10,844,375
4085276	BROWARD COUNTY	600,000	0	0	0	0	600,000
4085277	BROWARD COUNTY	0	0	600,000	0	0	600,000
4085278	DISTRICTWIDE ADA RETROFITS	0	0	0	0	600,001	600,001
4162571	BROWARD ITS FACILITY	500,000	0	0	0	0	500,000
4162572	BROWARD ITS FACILITY O & M JPA	0	500,000	500,000	500,000	500,000	2,000,000
4162592	D/W ITS SOFTWARE SOFTWARE INTEGRATION	1,100,000	0	0	0	0	1,100,000
4162593	D/W ITS SOFTWARE SOFTWARE INTEGRATION	0	0	0	600,000	600,000	1,200,000
4170319	CSX TO FEC POMPANO CONNECTION	1,542,568	0	0	0	0	1,542,568
4179831	SFRTA BLOCK GRANT FOR FEEDER BUS	0	1,777,994	0	1,710,302	1,883,309	5,371,605
4190593	SR-811/DIXIE HIGHWAY	16,000	16,000	16,000	16,000	16,000	80,000
4217073	SR-93/I-75 ML SYSTEM FR MIAMI-DADE/BROWARD	103,000	53,000	1,418,640	0	0	1,574,640
4217074	SR-93/I-75 ML SYSTEM FR S OF MIRAMAR PKWY	51,500	53,000	232,730	0	0	337,230
4217075	SR-93/I-75 ML SYSTEM FR S OF SHERIDAN ST	51,500	53,000	254,550	0	0	359,050
4217076	SR-93/I-75 ML SYSTEM FR N OF GRIFFIN ROAD TO	0	0	500,000	0	0	500,000
4217077	SR-93/I-75 ML SYSTEM FROM MD/BROW	5,095,790	0	0	0	0	5,095,790
4223322	I-95/595/75/SIRV	761,000	761,000	0	0	0	1,522,000
4223323	I-95/595/75/SIRV	0	0	1,211,000	1,211,000	761,000	3,183,000
4259351	SR-A1A BRDG #860011 OVER HILLSBORO INLET -	0	372,171	0	0	0	372,171
4270042	SR-870/COMMERCIAL BL @ ROCK ISLAND ROAD	57,530	0	0	0	0	57,530
4270112	SR-811/DIXIE HWY FROM S. OF MCNAB RD TO S	15,000	1,648,403	0	0	0	1,663,403
4270121	SR-823/FLAMINGO RD	0	3,969,598	0	0	0	3,969,598

5-Year Summary of Projects by Funding Category

Project #	Project Name	2015	2016	2017	2018	2019	Total
DDR - DISTRICT DEDICATED REVENUE							
4278011	BROWARD COUNTY JPA	1,407,800	0	0	0	0	1,407,800
4278012	BROWARD COUNTY JPA	0	1,450,000	1,493,600	1,538,400	1,584,600	6,066,600
4278801	NORTH PERRY AIRPORT	0	0	0	0	200,000	200,000
4278811	NORTH PERRY AIRPORT	0	412,500	0	0	0	412,500
4279371	SR-7/US-441	1,645,507	0	0	21,110,911	0	22,756,418
4280091	I-95/SR-9	2,133,778	0	0	0	0	2,133,778
4283441	SFRC TRI-RAIL MAINTENANCE & DISPATCHING	563,955	0	0	0	0	563,955
4283442	SFRC TRI-RAIL MAINTENANCE & DISPATCHING	563,955	0	0	0	0	563,955
4287241	SR-842/BROWARD BLVD	5,000	0	0	0	0	5,000
4287251	SR-848/ STIRLING RD	0	0	359,427	0	0	359,427
4287261	SR-5/US-1	275,393	0	0	0	0	275,393
4287311	SR-845/POWERLINE RD	0	0	287,452	0	0	287,452
4287321	SR-816/OAKLAND PARK BLVD	40,000	1,853,181	0	0	0	1,893,181
4287331	SR-858/HALLANDALE BEACH BLVD	0	0	4,389,563	0	0	4,389,563
4292492	BROWARD COUNTY PUSH BUTTON CONTRACT	0	0	0	1,000,000	0	1,000,000
4292531	BROWARD OPS CEI	200,000	200,000	200,000	0	0	600,000
4292532	BROWARD OPS CEI	0	0	200,000	200,000	0	400,000
4292533	BROWARD OPS CEI	0	0	0	0	200,000	200,000
4292792	BROWARD COUNTY PRIMARY THERMOPLASTIC	300,000	0	0	0	0	300,000
4292793	BROWARD COUNTY PRIMARY THERMOPLASTIC	0	300,000	0	0	0	300,000
4292794	BROWARD COUNTY PRIMARY THERMOPLASTIC	0	0	300,000	0	0	300,000
4292795	BROWARD COUNTY PRIMARY THERMOPLASTIC	0	0	0	299,999	0	299,999
4292796	BROWARD COUNTY PRIMARY THERMOPLASTIC	0	0	0	0	300,000	300,000
4296851	DISTRICTWIDE ARTERIAL OPERATIONS	700,000	700,000	700,000	700,000	700,000	3,500,000

5-Year Summary of Projects by Funding Category

Project #	Project Name	2015	2016	2017	2018	2019	Total
DDR - DISTRICT DEDICATED REVENUE							
4296861	BROWARD COUNTY - ITS	398,592	430,064	452,356	466,333	0	1,747,345
4296881	SFRTA OPERATING ASSISTANCE	7,954,534	0	0	0	0	7,954,534
4296901	ARTERIAL ROAD RANGER	0	100,000	100,000	100,000	0	300,000
4297151	SFRC MANAGEMENT BOX	361	0	0	0	0	361
4299581	SR-842/BROWARD BLVD	1,464,797	6,147,698	250,000	170,496	0	8,032,991
4305901	SR-824/PEMBROKE ROAD	50,000	1,946,387	0	0	0	1,996,387
4305951	SR-A1A/OCEAN DRIVE	309,239	0	0	0	0	309,239
4306011	SR-A1A	0	2,102,456	0	0	0	2,102,456
4306021	SR-810/HILLSBORO BLV	50,000	991,263	0	0	0	1,041,263
4306031	SR-25/US-27	0	0	776,166	0	0	776,166
4306041	SR-845/POWERLINE RD	0	0	1,562,687	0	0	1,562,687
4306051	SR-845/POWERLINE RD	474,172	0	0	0	0	474,172
4306061	SR-811/DIXIE HIGHWAY	0	60,000	2,857,094	0	0	2,917,094
4307632	SR-93/I-75	0	0	1,460,000	0	0	1,460,000
4310331	POMPANO AIRPARK	0	0	520,000	0	0	520,000
4312041	SR-A1A	5,343,063	0	0	0	0	5,343,063
4312042	SR-A1A FR. SR-816/OAKLAND PARK BLVD. TO	329,000	0	3,969,656	0	0	4,298,656
4315161	FT LAUD EXEC AIRPORT	0	0	400,000	0	0	400,000
4315261	SR-834 SAMPLE RD	0	247,700	0	0	0	247,700
4316571	SR-811/NE 4 AVE	0	0	0	3,997,331	0	3,997,331
4316701	SR-811/DIXIE HIGHWAY	0	100,000	0	3,062,119	0	3,162,119
4322221	SR-9/I-95 @SR-862/I-595 BRIDGE PAINTING	0	0	0	943,639	0	943,639
4323231	SR-A1A/S OCEAN DR FROM MONROE STREET TO	130,000	0	1,757,525	0	0	1,887,525
4327821	BROWARD COUNTY WETLAND MITIGATION	0	358,186	0	0	0	358,186

5-Year Summary of Projects by Funding Category

Project #	Project Name	2015	2016	2017	2018	2019	Total
DDR - DISTRICT DEDICATED REVENUE							
4327861	SR-834/SAMPLE ROAD FROM WEST OF SR-817 TO	0	0	0	250,000	0	250,000
4327891	BROWARD OPERATIONS CONTINUING CEI	100,000	100,000	100,000	100,000	0	400,000
4331081	SR-9/I-95 FROM N. OF STIRLING RD TO PALM	0	1,500,000	1,000,000	1,000,000	30,000,000	33,500,000
4331082	SR-9/I-95 FROM N. OF STIRLING RD TO PALM	0	0	0	600,000	0	600,000
4331083	SR-9/I-95 FROM N. OF STIRLING RD TO BR/PB	0	1,851,450	2,484,123	0	0	4,335,573
4331084	SR-9/I-95 FROM S. OF BROWARD BLVD. TO N. OF	40,498,542	690,000	480,000	480,000	0	42,148,542
4331085	SR-9/I-95 FR N.OF SR-870/COMMERCIAL BLVD. TO	8,806,302	150,000	0	0	0	8,956,302
4333241	FT.LAUD EXEC.AIRPORT ACQUIRE PROPERTY R/W	0	0	0	0	344,120	344,120
4334781	FT LAUD EXEC.AIRPORT CONSTRUCT TAXIWAY	0	0	2,104,325	0	0	2,104,325
4336886	SR-A1A FROM SUNRISE BLVD. TO NE 18 STREET	0	0	1,285,640	0	0	1,285,640
4337341	BROWARD OPERATIONS GENERAL CEI	0	0	0	0	200,000	200,000
4339721	SR-842/BROWARD BLVD. PARK & RIDE LOT	735,801	0	0	0	0	735,801
4339771	SR-842/LAS OLAS FROM ISLES OF CAPRI TO W. OF	0	0	53,459	0	0	53,459
4339971	SR-736/DAVIE BLVD FROM SW 17TH AVE TO SW	114,564	0	0	0	0	114,564
4339981	SR-818 GRIFFIN RD FROM 95TH AVE TO 88TH AVE	114,564	0	0	0	0	114,564
4340011	SR-822/SHERIDAN ST PARK AND RIDE LOT	1,346,355	0	0	0	0	1,346,355
4340041	SR-842/BROWARD BLVD. @ NW 9TH AVE	334,492	0	0	0	0	334,492
4340051	SR-870/COMMERCIAL BLVD. @ N.E. 15TH AVE	212,704	0	0	0	0	212,704
4344771	SR-93/I-75 FROM DADE/BROW COUNTY LINE TO	0	350,000	0	4,426,418	0	4,776,418
4344941	SR-9/I-95 WOODLAWN CEMETERY @ SUNRISE	0	0	500,000	0	0	500,000
4345401	NORTH PERRY AIRPORT SECURITY	100,000	0	0	0	0	100,000
4345431	SFOMA - MAINTENANCE AND DISPATCH	11,725,156	0	0	0	0	11,725,156
4346011	POMPANO BCH AIRPARK ENVIRONMENTAL	0	129,370	0	0	0	129,370
4346081	FT.LAUDERDAL EXEC AIRPORT, DESIGN ACUTE	0	0	0	15,000	0	15,000

5-Year Summary of Projects by Funding Category

Project #	Project Name	2015	2016	2017	2018	2019	Total
DDR - DISTRICT DEDICATED REVENUE							
4346951	SR-5/US-1 FROM SR-834/SAMPLE ROAD TO BR/PB	0	0	50,000	0	0	50,000
4347091	RESERVE BOX FOR CSXT POSITIVE TRAIN	0	7,590,784	0	0	0	7,590,784
4347111	BROWARD COUNTY PAVEMENT MARKINGS &	0	0	0	420,001	0	420,001
4347241	I-95 & BROWARD BLVD. INTERCHANGE	188,004	0	0	0	0	188,004
4347261	SR-834/SAMPLE ROAD FROM W. OF MILITARY	120,346	0	0	0	0	120,346
4350271	BROWARD CO SERVICE DEVELOPMENT;	500,000	0	0	0	0	500,000
4351701	I-595 EXPRESS ABANDON CAR REMOVAL	8,000	0	0	0	0	8,000
4352061	BROWARD COUNTY RESERVE BOX FOR	0	93,504	1,846,007	5,623,222	2,223,176	9,785,909
4352991	DISTRICTWIDE REPLACE TRAFFIC SIGNALS	300,000	0	0	0	0	300,000
Total		121,869,974	66,387,881	44,660,755	67,765,234	54,755,140	355,438,984
DEM - ENVIRONMENTAL MITIGATION							
4093543	SR-9/I-95 AND SR-862/I-595 MITIGATION AT POND	1,752,830	0	0	0	0	1,752,830
4331083	SR-9/I-95 FROM N. OF STIRLING RD TO BR/PB	170,770	0	0	0	0	170,770
Total		1,923,600	0	0	0	0	1,923,600
DEV - DEV							
790	JOHNSON ROAD	1,100,000	0	0	0	0	1,100,000
Total		1,100,000	0	0	0	0	1,100,000
DI - ST. - S/W INTER/INTRASTATE HWY							
4208093	I-595/SR-862/ P3	10,881,044	9,999,455	9,327,791	8,918,307	8,600,258	47,726,855
4239761	I-595/SR-862/P3 BCT	0	0	2,363,569	2,434,476	2,507,510	7,305,555
4331081	SR-9/I-95 FROM N. OF STIRLING RD TO PALM	0	0	0	0	167,424,874	167,424,874
Total		10,881,044	9,999,455	11,691,360	11,352,783	178,532,642	222,457,284
DIH - STATE IN-HOUSE PRODUCT SUPPORT							
2277743	SR-7/US-441 FROM N OF HALLANDALE BCH TO N.	0	0	21,820	0	0	21,820

5-Year Summary of Projects by Funding Category

Project #	Project Name	2015	2016	2017	2018	2019	Total
DIH - STATE IN-HOUSE PRODUCT SUPPORT							
2277751	SR-7/US-441	195,181	0	0	0	0	195,181
2277753	SR-7/US-441 FR S OF SR-820/HOLLYWD BL TO S OF	0	0	0	11,220	0	11,220
2280279	BROWARD OPERATIONS	10,000	0	0	0	0	10,000
2281041	BROWARD/SEC 402/	50,000	50,000	50,000	50,000	50,000	250,000
2282479	BROWARD COUNTY	0	36,055	0	0	0	36,055
2282598	BROWARD COUNTY	0	36,055	0	0	0	36,055
2282599	BROWARD COUNTY PUSH BUTTON CONTRACT	0	0	0	89,474	0	89,474
2297656	D/W TRAFFIC OPS TRANSPORTATION SYSTEM	15,000	0	0	0	0	15,000
2300271	TRAFFIC OP-DIRECT OTHER ACTIVITIES &	1,200,000	1,200,000	1,200,000	1,200,000	1,200,000	6,000,000
2316402	I-95/SR-9 @ BROWARD BLVD.	5,000	5,000	5,000	5,000	5,000	25,000
2316548	DISTRICTWIDE ITS ITS FACILITY-OPERATIONS	60,000	0	0	0	0	60,000
2316549	DISTRICTWIDE ITS ITS FACILITY-OPERATIONS	0	60,000	60,000	60,000	60,000	240,000
2331912	CYPRESS CREEK JOINT USE DEVELOPMENT	10,000	10,000	10,000	10,000	10,000	50,000
4085276	BROWARD COUNTY	9,346	0	0	0	0	9,346
4085277	BROWARD COUNTY	0	0	9,277	0	0	9,277
4085278	DISTRICTWIDE ADA RETROFITS	0	0	0	0	8,000	8,000
4085932	SR-9/I-95 @ SHERIDAN JOINT USE DEVELOPMENT	10,000	10,000	10,000	10,000	10,000	50,000
4093543	SR-9/I-95 AND SR-862/I-595 MITIGATION AT POND	50,000	0	0	0	0	50,000
4152851	PROGRAM MANAGEMENT PRODUCTION SUPPORT	1,700,000	1,800,000	1,800,000	1,800,000	1,800,000	8,900,000
4170735	D/W PD&E/ETDM SUPPORT ACTIVITIES	0	0	0	0	10,000	10,000
4208091	I-595/SR-862	200,000	0	0	0	0	200,000
4208093	I-595/SR-862/ P3	117,600	121,500	125,500	129,700	0	494,300
4217077	SR-93/I-75 ML SYSTEM FROM MD/BROW	103,000	0	0	0	0	103,000
4259281	SR-9/I-95 FROM MIAMI-DADE/BROWARD TO	0	0	0	390,000	0	390,000

5-Year Summary of Projects by Funding Category

Project #	Project Name	2015	2016	2017	2018	2019	Total
DIH - STATE IN-HOUSE PRODUCT SUPPORT							
4270112	SR-811/DIXIE HWY FROM S. OF MCNAB RD TO S	0	10,600	0	0	0	10,600
4279371	SR-7/US-441	100,000	0	0	500,000	0	600,000
4280091	I-95/SR-9	51,500	0	0	0	0	51,500
4280092	SR-9/I-95 FROM BROWARD BLVD. TO ATLANTIC	51,500	0	0	0	0	51,500
4285921	SR-862/I-595 BRIDGE # 860538	0	0	0	0	5,775	5,775
4285931	SR-842/BROWARD BLVD	0	5,300	0	0	0	5,300
4292491	BROWARD COUNTY	0	36,055	0	0	0	36,055
4292492	BROWARD COUNTY PUSH BUTTON CONTRACT	0	0	0	131,000	0	131,000
4292792	BROWARD COUNTY PRIMARY THERMOPLASTIC	13,390	0	0	0	0	13,390
4292793	BROWARD COUNTY PRIMARY THERMOPLASTIC	0	13,780	0	0	0	13,780
4292794	BROWARD COUNTY PRIMARY THERMOPLASTIC	0	0	15,506	0	0	15,506
4292795	BROWARD COUNTY PRIMARY THERMOPLASTIC	0	0	0	14,586	0	14,586
4292796	BROWARD COUNTY PRIMARY THERMOPLASTIC	0	0	0	0	15,015	15,015
4295693	SR-816/OAKLAND PARK BLVD AT	25,000	53,000	0	0	0	78,000
4299051	SR-A1A FROM DANIA BCH BLVD OVER ICWW	10,300	0	0	0	0	10,300
4299581	SR-842/BROWARD BLVD	19,720	55,813	0	0	0	75,533
4305661	SR-810 HILLSBORO BL	14,955	0	0	0	0	14,955
4305901	SR-824/PEMBROKE ROAD	0	74,200	0	0	0	74,200
4305951	SR-A1A/OCEAN DRIVE	10,300	0	0	0	0	10,300
4306021	SR-810/HILLSBORO BLV	0	156,758	0	0	0	156,758
4306041	SR-845/POWERLINE RD	0	0	75,170	0	0	75,170
4306051	SR-845/POWERLINE RD	72,100	0	0	0	0	72,100
4306061	SR-811/DIXIE HIGHWAY	0	0	145,649	0	0	145,649
4311071	SR-810/HILLSBORO BLV OVER SR-91 TURNPIKE	17,000	0	2,182	0	0	19,182

5-Year Summary of Projects by Funding Category

Project #	Project Name	2015	2016	2017	2018	2019	Total
DIH - STATE IN-HOUSE PRODUCT SUPPORT							
4311101	SR-862/I-595 FROM EXIT RAMP TO NB SR-9	50,000	0	3,273	0	0	53,273
4311561	SR-823/FLAMINGO ROAD	9,346	0	0	0	0	9,346
4312042	SR-A1A FR. SR-816/OAKLAND PARK BLVD. TO	5,000	0	10,910	0	0	15,910
4315261	SR-834 SAMPLE RD	0	5,300	0	0	0	5,300
4316571	SR-811/NE 4 AVE	0	0	0	5,610	0	5,610
4316701	SR-811/DIXIE HIGHWAY	0	25,000	0	95,370	0	120,370
4321461	SR-84 BRIDGE #860008 OVER THE SOUTH FORK	0	20,000	0	5,610	0	25,610
4321531	SR-858 FROM MP 5.241 TO MP 5.389	0	50,000	0	5,610	0	55,610
4322221	SR-9/I-95 @SR-862/I-595 BRIDGE PAINTING	0	0	30,000	5,610	0	35,610
4323231	SR-A1A/S OCEAN DR FROM MONROE STREET TO	10,000	0	10,910	0	0	20,910
4327101	I-75/SR-93 AT GRIFFIN RD.	0	30,000	0	0	0	30,000
4327861	SR-834/SAMPLE ROAD FROM WEST OF SR-817 TO	0	0	0	5,000	25,000	30,000
4331082	SR-9/I-95 FROM N. OF STIRLING RD TO PALM	0	0	0	10,000	0	10,000
4331083	SR-9/I-95 FROM N. OF STIRLING RD TO BR/PB	10,000	14,000	295,602	0	0	319,602
4331084	SR-9/I-95 FROM S. OF BROWARD BLVD. TO N. OF	194,860	0	0	0	0	194,860
4331085	SR-9/I-95 FR N.OF SR-870/COMMERCIAL BLVD. TO	82,240	0	0	0	0	82,240
4336886	SR-A1A FROM SUNRISE BLVD. TO NE 18 STREET	0	0	10,910	0	0	10,910
4337341	BROWARD OPERATIONS GENERAL CEI	0	0	0	0	15,000	15,000
4337471	I-75/SR-93 FR N OF SR-848/STIRLING TO S OF SW	0	0	0	11,560	0	11,560
4338891	SR-5/US-1 BRIDGE #860259 OVER HILLSBORO	0	0	10,000	0	0	10,000
4338941	SR-736/DAVIE BLVD BRIDGE #860038 OVER SOUTH	0	0	0	0	5,775	5,775
4339721	SR-842/BROWARD BLVD. PARK & RIDE LOT	10,000	0	0	0	0	10,000
4339771	SR-842/LAS OLAS FROM ISLES OF CAPRI TO W. OF	0	0	57,187	0	0	57,187
4339971	SR-736/DAVIE BLVD FROM SW 17TH AVE TO SW	10,000	0	0	0	0	10,000

5-Year Summary of Projects by Funding Category

Project #	Project Name	2015	2016	2017	2018	2019	Total
DIH - STATE IN-HOUSE PRODUCT SUPPORT							
4339981	SR-818 GRIFFIN RD FROM 95TH AVE TO 88TH AVE	9,999	0	0	0	0	9,999
4340011	SR-822/SHERIDAN ST PARK AND RIDE LOT	10,300	0	0	0	0	10,300
4340041	SR-842/BROWARD BLVD. @ NW 9TH AVE	5,150	0	0	0	0	5,150
4340051	SR-870/COMMERCIAL BLVD. @ N.E. 15TH AVE	5,150	0	0	0	0	5,150
4344491	SR A1A SOUTHEAST 17TH STREET AT SOUTHEAST	0	0	54,550	0	0	54,550
4344771	SR-93/I-75 FROM DADE/BROW COUNTY LINE TO	0	25,000	0	168,300	0	193,300
4344941	SR-9/I-95 WOODLAWN CEMETERY @ SUNRISE	0	0	10,000	0	0	10,000
4347111	BROWARD COUNTY PAVEMENT MARKINGS &	0	0	0	33,660	0	33,660
4348291	SR-820/PINES BLVD FR DYKES RD TO FLAMINGO	0	5,000	0	0	0	5,000
4349011	SR-93/I-75 @ INDIAN TRACE INTERCHANGE	0	5,300	0	0	0	5,300
4349021	SR-93/I-75 @ GLADES PARKWAY INTERCHANGE	0	5,300	0	0	0	5,300
4350891	SR-842/BROWARD BLVD. FROM SW 9TH AVE TO	0	10,600	0	0	0	10,600
4351501	DISTRICTWIDE SIGNAL RETIMING	5,000	0	0	0	0	5,000
4352991	DISTRICTWIDE REPLACE TRAFFIC SIGNALS	10,000	0	0	0	0	10,000
4353821	D/W PUSH BUTTON CONSTRUCTION	304,361	0	0	0	0	304,361
4357811	BROWARD COUNTYWIDE MOBILITY HUBS	5,000	0	0	0	0	5,000
4358081	SR-9/I-95 FROM S. OF SR-870/COMMERCIAL BLVD.	0	10,000	0	0	0	10,000
Total		4,857,298	3,939,616	4,023,446	4,747,310	3,219,565	20,787,235
DIS - STRATEGIC INTERMODAL SYSTEM							
4077041	FORT LAUDERDALE/HOLLYWOOD INTERNATIONAL	0	10,387,445	10,387,445	0	0	20,774,890
4239761	I-595/SR-862/P3 BCT	0	2,294,727	0	0	0	2,294,727
4247361	I-595/SR-862/P3	0	108,360	0	0	0	108,360
4333001	POST PANAMAX CRANE	0	0	0	6,000,000	0	6,000,000
4334141	PORT EVERGLADES DREDGING AND WIDENING	0	0	0	0	15,000,000	15,000,000

5-Year Summary of Projects by Funding Category

Project #	Project Name	2015	2016	2017	2018	2019	Total
DIS - STRATEGIC INTERMODAL SYSTEM							
4348321	FT.LAUD/HOLLYWOOD AIRPORT. AIRPORT	0	0	0	0	10,000,000	10,000,000
Total		0	12,790,532	10,387,445	6,000,000	25,000,000	54,177,977
DITS - STATEWIDE ITS - STATE 100%.							
2316548	DISTRICTWIDE ITS ITS FACILITY-OPERATIONS	2,233,000	0	0	0	0	2,233,000
2316549	DISTRICTWIDE ITS ITS FACILITY-OPERATIONS	0	2,293,000	2,354,000	2,417,000	2,482,000	9,546,000
4278011	BROWARD COUNTY JPA	23,908	0	0	0	0	23,908
4309472	ITS EQUIPMENT REPLACEMENT CONSULTANT /	0	0	1,264,000	0	0	1,264,000
4309473	ITS EQUIPMENT REPLACEMENT CONSULTANT /	0	0	0	1,716,000	0	1,716,000
4309474	ITS EQUIPMENT REPLACEMENT CONSULTANT /	0	0	0	0	1,969,000	1,969,000
4351501	DISTRICTWIDE SIGNAL RETIMING	578,400	0	0	0	0	578,400
Total		2,835,308	2,293,000	3,618,000	4,133,000	4,451,000	17,330,308
DL - LOCAL FUNDS - PTO - BUDGETED							
4296881	SFRTA OPERATING ASSISTANCE	2,557,775	2,557,775	2,557,775	2,557,775	2,557,775	12,788,875
4345431	SFOMA - MAINTENANCE AND DISPATCH	637,231	637,231	637,231	637,231	637,231	3,186,155
Total		3,195,006	3,195,006	3,195,006	3,195,006	3,195,006	15,975,030
DPTO - STATE - PTO							
2346372	SOUTH FLORIDA EDUC CENTER TRANS MNGMNT	25,000	25,000	25,000	25,000	25,000	125,000
2367593	SRFC FOR REVENUES	0	2,105	0	0	0	2,105
4071862	BROWARD COUNTY	1,328,993	140,842	9,074,016	8,074,362	141,971	18,760,184
4077041	FORT LAUDERDALE/HOLLYWOOD INTERNATIONAL	4,076,768	9,750,000	6,622,593	0	0	20,449,361
4133822	DOWNTOWN FORT LAUDER	25,000	25,000	25,000	25,000	25,000	125,000
4137291	BROWARD COUNTY	107,556	0	0	0	0	107,556
4137292	BROWARD MPO	0	77,624	77,624	77,624	77,624	310,496
4151003	SFRC ENGINEERING CONSULTANT	0	1,500,000	0	1,500,000	0	3,000,000

5-Year Summary of Projects by Funding Category

Project #	Project Name	2015	2016	2017	2018	2019	Total
DPTO - STATE - PTO							
4179831	SFRTA BLOCK GRANT FOR FEEDER BUS	1,737,662	0	1,777,178	112,820	0	3,627,660
4239481	FORT LAUDERDALE EXECUTIVE AIRPORT	0	0	0	885,000	0	885,000
4278731	FORT LAUDERDALE EXECUTIVE AIRPORT	0	17,500	0	0	0	17,500
4278811	NORTH PERRY AIRPORT	0	264,780	0	0	0	264,780
4283441	SFRC TRI-RAIL MAINTENANCE & DISPATCHING	12,736,045	13,300,000	13,300,000	13,300,000	13,300,000	65,936,045
4283442	SFRC TRI-RAIL MAINTENANCE & DISPATCHING	4,224,045	5,586,000	5,586,000	0	0	15,396,045
4296881	SFRTA OPERATING ASSISTANCE	5,166,262	13,084,431	13,084,431	13,084,431	13,084,431	57,503,986
4297151	SFRC MANAGEMENT BOX	869,087	1,204,140	0	0	0	2,073,227
4302981	SFRTA BROWARD COUNTY	0	500,000	0	0	0	500,000
4302991	SFRTA	228,043	209,900	0	0	0	437,943
4305961	SOUTHPORT TURNING NOTCH EXPANSION	4,718,000	0	0	0	0	4,718,000
4310101	FT. LAUD EXEC.	464,000	0	0	0	0	464,000
4310121	FT LAUD. EXEC.	400,000	0	0	0	0	400,000
4310161	FT LAUD. EXEC.	0	0	135,000	0	0	135,000
4310241	FT LAUD. EXEC.	0	0	0	135,000	0	135,000
4310271	N. PERRY AIRPORT	0	0	50,001	400,000	0	450,001
4331501	POMPANO AIRPARK DESIGN RUNWAY 10-28	0	0	0	33,100	0	33,100
4331511	POMPANO AIRPARK LANDSIDE/AIRSIDE ACCESS	408,000	0	0	0	0	408,000
4333221	FT.LAUD EXEC.AIRPORT RUNWAY 8/26 & 13/31	432,000	0	0	0	0	432,000
4333231	FT.LAUD EXEC.AIRPORT DESIGN MID-FIELD T/W	0	0	0	292,000	0	292,000
4333241	FT.LAUD EXEC.AIRPORT ACQUIRE PROPERTY R/W	0	0	0	0	1,655,880	1,655,880
4333271	FT.LAUD.EXEC AIRPORT DESIGN ACUTE ANGLE	0	0	0	0	10,000	10,000
4333291	FT.LAUD EXEC.AIRPORT CONSTRUCT ANGLE	0	0	0	0	134,750	134,750
4334761	POMPANO AIRPARK DESIGN/CONSTRUCTION OF	156,672	0	0	0	0	156,672

5-Year Summary of Projects by Funding Category

Project #	Project Name	2015	2016	2017	2018	2019	Total
DPTO - STATE - PTO							
4334781	FT LAUD EXEC.AIRPORT CONSTRUCT TAXIWAY	0	0	55,675	0	0	55,675
4344801	CITY OF FT.LAUDERDAL E TRANSIT CORRIDOR	182,680	182,680	0	0	0	365,360
4344821	CITY/FT.LAUDERDALE TRANSIT CORRIDOR	181,773	181,773	0	0	0	363,546
4345431	SFOMA - MAINTENANCE AND DISPATCH	3,657,613	15,887,769	14,733,200	14,870,000	15,887,769	65,036,351
4345711	CITY OF FORT LAUDERDALE SERVICE	165,560	0	0	0	0	165,560
4345981	FT.LAUDERDALE EXEC AIRPORT DESIGN TAXIWAY	0	200,000	0	0	0	200,000
4345991	FT.LAUDERDALE EXEX AIRPORT REHAB TAXIWAY	0	139,500	0	0	0	139,500
4346271	FT.LAUDERDALE EXEC AIRPORT, CONSTRUCT	0	0	0	0	67,500	67,500
4346281	FT.LAUDERDALE EXEC AIRPORT, DESIGN	0	200,000	0	0	0	200,000
4346291	FT.LAUDERDALE EXE AIRPORT, CONSTRUCT MID	0	0	0	0	946,200	946,200
4346321	POMPANO BCH AIRPARK REHAB RUNWAY10-28	0	0	0	0	243,520	243,520
4346391	FT.LAUDERDAL/HOLLYWD INT'L AIRPORT, FLL	0	1,000,000	0	0	0	1,000,000
4346401	FT.LAUDERDAL/HOLLYWD INT'L AIRPORT ARFF	0	0	0	0	600,000	600,000
4346411	FT.LAUDERDAL/HOLLYWD INT'L AIRPORT ARFF	0	0	0	0	750,000	750,000
4346421	FT.LAUDERDAL/HOLLYWD INT'L AIRPORT,	0	0	0	0	3,750,000	3,750,000
4346431	FT.LAUDERDAL/HOLLYWD INT'L AIRPORT, FLL FAR	0	750,000	0	0	0	750,000
4346441	NORTH PERRY AIRPORT HWO MASTER PLAN AND	0	0	0	0	400,000	400,000
4347091	RESERVE BOX FOR CSXT POSITIVE TRAIN	0	3,509,216	0	0	0	3,509,216
4349731	HOLLYWOOD SERVICE DEVELOPMENT,	200,000	0	0	0	0	200,000
Total		41,490,759	67,738,260	64,545,718	52,814,337	51,099,645	277,688,719
DS - STATE PRIMARY HIGHWAYS & PTO							
2277741	SR-7/US-441	264,563	0	1,000,000	0	0	1,264,563
2277743	SR-7/US-441 FROM N OF HALLANDALE BCH TO N.	0	0	1,184,458	0	0	1,184,458
2277751	SR-7/US-441	378,794	14,835,263	1,969,568	113,626	0	17,297,251

5-Year Summary of Projects by Funding Category

Project #	Project Name	2015	2016	2017	2018	2019	Total
DS - STATE PRIMARY HIGHWAYS & PTO							
2277753	SR-7/US-441 FR S OF SR-820/HOLLYWD BL TO S OF	0	0	0	11,220	0	11,220
2299656	DW UTILITY COORDINATION CONTRACT	47,000	0	0	0	0	47,000
2299657	DW UTILITY COORDINATION CONTRACT	47,000	47,000	0	0	0	94,000
2299659	DW UTILITY COORDINATION CONTRACT	0	100,000	47,000	47,000	47,000	241,000
2314822	I-95/MOT/ENHANCED HOV OPERATIONS IN	160,000	160,000	160,000	160,000	0	640,000
2316548	DISTRICTWIDE ITS ITS FACILITY-OPERATIONS	1,691,609	0	0	0	0	1,691,609
2316549	DISTRICTWIDE ITS ITS FACILITY-OPERATIONS	600,000	2,982,000	2,921,000	2,785,000	1,485,158	10,773,158
2331912	CYPRESS CREEK JOINT USE DEVELOPMENT	101	101	101	101	101	505
2367593	SRFC FOR REVENUES	0	56,650	0	0	0	56,650
4085932	SR-9/I-95 @ SHERIDAN JOINT USE DEVELOPMENT	101	101	101	101	101	505
4155293	ITS TECHNICAL SUPPORT SERVICES	400,000	400,000	600,000	0	0	1,400,000
4162593	D/W ITS SOFTWARE SOFTWARE INTEGRATION	0	0	600,000	0	0	600,000
4170734	D/W PD&E/ETDM SUPPORT ACTIVITIES	150,000	150,000	150,000	150,000	150,000	750,000
4170735	D/W PD&E/ETDM SUPPORT ACTIVITIES	0	0	0	0	150,000	150,000
4208092	I-595/SR-862/P3	700	0	0	0	0	700
4217077	SR-93/I-75 ML SYSTEM FROM MD/BROW	608,214	0	0	0	0	608,214
4247361	I-595/SR-862/P3	1,800	0	0	0	0	1,800
4259281	SR-9/I-95 FROM MIAMI-DADE/BROWARD TO	0	0	0	4,500,000	0	4,500,000
4278011	BROWARD COUNTY JPA	13,275	0	0	0	0	13,275
4279371	SR-7/US-441	1,254,493	0	0	0	0	1,254,493
4279731	I-595/SR-862 SOFTWARE SUPPORT	100,000	100,000	100,000	100,000	100,000	500,000
4280091	I-95/SR-9	1,114,452	0	0	0	0	1,114,452
4280092	SR-9/I-95 FROM BROWARD BLVD. TO ATLANTIC	2,505,400	0	0	0	0	2,505,400
4287241	SR-842/BROWARD BLVD	5,000	0	0	0	0	5,000

5-Year Summary of Projects by Funding Category

Project #	Project Name	2015	2016	2017	2018	2019	Total
DS - STATE PRIMARY HIGHWAYS & PTO							
4287251	SR-848/ STIRLING RD	0	0	2,357,554	0	0	2,357,554
4287261	SR-5/US-1	380,390	0	0	0	0	380,390
4287311	SR-845/POWERLINE RD	0	0	469,910	0	0	469,910
4287321	SR-816/OAKLAND PARK BLVD	0	528,853	0	0	0	528,853
4292491	BROWARD COUNTY	0	1,000,000	0	0	0	1,000,000
4295693	SR-816/OAKLAND PARK BLVD AT	300,000	1,622,577	0	0	0	1,922,577
4297151	SFRC MANAGEMENT BOX	3,037,712	0	0	0	0	3,037,712
4297411	SR-814/ATLANTIC BLVD	83,530	0	0	0	0	83,530
4299051	SR-A1A FROM DANIA BCH BLVD OVER ICWW	0	350,000	0	0	0	350,000
4301961	SR-838/SUNRISE BLVD	13,128	0	0	0	0	13,128
4306031	SR-25/US-27	540,000	0	0	0	0	540,000
4306051	SR-845/POWERLINE RD	2,598,744	0	0	0	0	2,598,744
4310271	N. PERRY AIRPORT	0	0	349,999	0	0	349,999
4311481	SR-811/DIXIE HWY NB RTL @ NE 48 STREET	25,000	25,000	25,000	25,000	25,000	125,000
4311561	SR-823/FLAMINGO ROAD	1,765,540	0	0	0	0	1,765,540
4312041	SR-A1A	2,465,377	0	0	0	0	2,465,377
4327861	SR-834/SAMPLE ROAD FROM WEST OF SR-817 TO	0	0	0	0	1,000,000	1,000,000
4331081	SR-9/I-95 FROM N. OF STIRLING RD TO PALM	3,500,000	2,000,000	1,000,000	0	0	6,500,000
4331084	SR-9/I-95 FROM S. OF BROWARD BLVD. TO N. OF	27,299,098	13,389,842	2,640,000	0	0	43,328,940
4331085	SR-9/I-95 FR N.OF SR-870/COMMERCIAL BLVD. TO	5,221,683	9,084,097	1,760,000	0	0	16,065,780
4337471	I-75/SR-93 FR N OF SR-848/STIRLING TO S OF SW	0	0	0	7,276,693	0	7,276,693
4339771	SR-842/LAS OLAS FROM ISLES OF CAPRI TO W. OF	0	0	423,413	0	0	423,413
4344491	SR A1A SOUTHEAST 17TH STREET AT SOUTHEAST	0	0	703,167	0	0	703,167
4345431	SFOMA - MAINTENANCE AND DISPATCH	505,000	0	0	0	0	505,000

5-Year Summary of Projects by Funding Category

Project #	Project Name	2015	2016	2017	2018	2019	Total
DS - STATE PRIMARY HIGHWAYS & PTO							
4346951	SR-5/US-1 FROM SR-834/SAMPLE ROAD TO BR/PB	0	0	0	0	2,533,580	2,533,580
4347241	I-95 & BROWARD BLVD. INTERCHANGE	125,000	0	0	0	0	125,000
4347251	I-95 & BROWARD BLVD INTERCHANGE	50,000	0	0	0	0	50,000
4348291	SR-820/PINES BLVD FR DYKES RD TO FLAMINGO	0	268,000	0	2,049,022	0	2,317,022
4349011	SR-93/I-75 @ INDIAN TRACE INTERCHANGE	0	76,320	0	0	0	76,320
4349021	SR-93/I-75 @ GLADES PARKWAY INTERCHANGE	0	77,380	0	0	0	77,380
4350891	SR-842/BROWARD BLVD. FROM SW 9TH AVE TO	0	438,301	0	0	0	438,301
4352061	BROWARD COUNTY RESERVE BOX FOR	0	266,143	3,155,251	5,743,977	357,938	9,523,309
4353821	D/W PUSH BUTTON CONSTRUCTION	2,860,964	0	0	0	0	2,860,964
4357811	BROWARD COUNTYWIDE MOBILITY HUBS	1,500,000	0	0	0	0	1,500,000
4358081	SR-9/I-95 FROM S. OF SR-870/COMMERCIAL BLVD.	0	2,000,000	0	0	0	2,000,000
Total		61,613,668	49,957,628	21,616,522	22,961,740	5,848,878	161,998,436
DU - STATE PRIMARY/FEDERAL REIMB							
4137291	BROWARD COUNTY	800,453	0	0	0	0	800,453
4137292	BROWARD MPO	0	560,993	560,993	560,992	560,993	2,243,971
Total		800,453	560,993	560,993	560,992	560,993	3,044,424
EB - EQUITY BONUS							
4301921	RAVENSWOOD RD. OVER DANIA CUT-OFF CANAL	52,714	0	0	0	0	52,714
Total		52,714	0	0	0	0	52,714
FAA - FEDERAL AVIATION ADMIN							
4278731	FORT LAUDERDALE EXECUTIVE AIRPORT	0	315,000	0	0	0	315,000
4278801	NORTH PERRY AIRPORT	0	0	0	0	3,600,000	3,600,000
4310161	FT LAUD. EXEC.	0	0	2,430,000	0	0	2,430,000
4310241	FT LAUD. EXEC.	0	0	0	2,430,000	0	2,430,000

5-Year Summary of Projects by Funding Category

Project #	Project Name	2015	2016	2017	2018	2019	Total
FAA - FEDERAL AVIATION ADMIN							
4331501	POMPANO AIRPARK DESIGN RUNWAY 10-28	0	0	0	595,800	0	595,800
4333271	FT.LAUD.EXEC AIRPORT DESIGN ACUTE ANGLE	0	0	0	0	180,000	180,000
4333291	FT.LAUD EXEC.AIRPORT CONSTRUCT ANGLE	0	0	0	0	2,425,500	2,425,500
4334761	POMPANO AIRPARK DESIGN/CONSTRUCTION OF	1,762,560	0	0	0	0	1,762,560
4345991	FT.LAUDERDALE EXEX AIRPORT REHAB TAXIWAY	0	2,511,000	0	0	0	2,511,000
4346081	FT.LAUDERDAL EXEC AIRPORT, DESIGN ACUTE	0	0	0	270,000	0	270,000
4346271	FT.LAUDERDALE EXEC AIRPORT, CONSTRUCT	0	0	0	0	1,215,000	1,215,000
4346321	POMPANO BCH AIRPARK REHAB RUNWAY10-28	0	0	0	0	2,739,600	2,739,600
4346421	FT.LAUDERDAL/HOLLYWD INT'L AIRPORT,	0	0	0	0	22,500,000	22,500,000
Total		1,762,560	2,826,000	2,430,000	3,295,800	32,660,100	42,974,460
FTA - FEDERAL TRANSIT ADMINISTRATION							
2350201	BROWARD CO. TRANSIT	25,500,000	25,500,000	25,500,000	25,500,000	0	102,000,000
2368542	SFRTA SEC 5307 PREVENTIVE MAINTENANCE	16,389,529	16,389,529	16,389,529	16,389,529	0	65,558,116
2701	FIXED GUIDEWAY MODERNIZATION FUNDS	76,716	0	0	0	0	76,716
4303331	BROWARD COUNTY TRANSIT SECTION 5339 BUS	8,380,720	2,833,000	2,833,000	2,833,000	2,833,000	19,712,720
4336111	SFRTA SECTION 5337 STATE OF GOOD REPAIR	14,697,870	14,697,870	14,697,870	14,697,870	0	58,791,480
4356881	SFRTA SEC 5339 BUS AND BUS FACILITIES	461,235	461,235	461,235	461,235	0	1,844,940
4361971	BROWARD COUNTY TRANSIT SEC. 5337 STATE OF	487,000	185,000	185,000	185,000	185,000	1,227,000
Total		65,993,070	60,066,634	60,066,634	60,066,634	3,018,000	249,210,972
FTAT - FHWA TRANSFER TO FTA (NON-BUD)							
4213906	DOWNTOWN FORT LAUDERDALE WAVE	0	1,800,000	0	0	0	1,800,000
4317601	BCT/PALM TRAN INTERFACE W/MDT/SFRTA - EASY	1,500,000	1,790,000	0	0	0	3,290,000
4334261	BROWARD COUNTY TRANSPORTATION SYSTEM	1,500,000	0	0	0	0	1,500,000
4334271	CYPRESS CREEK MOBILITY HUB	0	0	0	7,000,000	0	7,000,000

5-Year Summary of Projects by Funding Category

Project #	Project Name	2015	2016	2017	2018	2019	Total
FTAT - FHWA TRANSFER TO FTA (NON-BUD)							
4334281	PLANTATION/SUNRISE ANCHOR HUB	0	570,000	0	0	0	570,000
4334291	HOLLYWOOD/PINES ANCHOR HUB	0	570,000	0	0	0	570,000
4334311	SAMPLE/UNIVERSITY GATEWAY HUB	0	0	800,000	0	0	800,000
4334321	HOLLYWOOD/UNIVERSITY GATEWAY HUB	0	0	800,000	0	0	800,000
Total		3,000,000	4,730,000	1,600,000	7,000,000	0	16,330,000
GMR - GROWTH MANAGEMENT FOR SIS							
4077041	FORT LAUDERDALE/HOLLYWOOD INTERNATIONAL	7,000,000	0	0	0	0	7,000,000
4170315	SFECC CORRIDOR TRANSIT ALT, FROM MIAMI TO	0	3,000,000	0	0	0	3,000,000
4170316	SFECC CORRIDOR TRANSIT ALT, FROM POMPANO	0	3,150,000	0	0	0	3,150,000
4208091	I-595/SR-862	125,000	125,000	125,000	125,000	125,000	625,000
4208093	I-595/SR-862/ P3	1,559,028	55,471,877	65,388,999	67,335,045	69,337,685	259,092,634
4239761	I-595/SR-862/P3 BCT	1,215,889	0	0	0	0	1,215,889
4305961	SOUTHPORT TURNING NOTCH EXPANSION	10,000,000	0	9,000,000	0	0	19,000,000
4331081	SR-9/I-95 FROM N. OF STIRLING RD TO PALM	1,500,000	0	0	0	26,720,313	28,220,313
Total		21,399,917	61,746,877	74,513,999	67,460,045	96,182,998	321,303,836
HPP - HIGH PRIORITY PROJECTS							
2299885	RESERVE BOX FOR PINE ISLAND ROAD @ NW	0	552,318	0	0	0	552,318
Total		0	552,318	0	0	0	552,318
HSP - SAFETY (HIWAY SAFETY PROGRAM)							
4270042	SR-870/COMMERCIAL BL @ ROCK ISLAND ROAD	325,536	0	0	0	0	325,536
4287251	SR-848/ STIRLING RD	178,687	0	1,049,787	0	0	1,228,474
4287321	SR-816/OAKLAND PARK BLVD	69,306	57,754	0	0	0	127,060
4293651	SR-9/I-95	1,266,289	0	0	0	0	1,266,289
4293661	SR-817/UNIVERSITY DR	3,027,075	0	0	0	0	3,027,075

5-Year Summary of Projects by Funding Category

Project #	Project Name	2015	2016	2017	2018	2019	Total
HSP - SAFETY (HIWAY SAFETY PROGRAM)							
4296502	DISTRICTWIDE ROAD SAFETY AUDIT (RSA) &	300,000	0	0	0	0	300,000
4296521	D/W SAFETY SIGNAL TIMING ENHANCEMENTS	300,000	0	0	0	0	300,000
4297401	SR-848/STIRLING RD	598,831	0	0	0	0	598,831
4297411	SR-814/ATLANTIC BLVD	479,373	0	0	0	0	479,373
4297421	SR-7/US-441	901,439	0	0	0	0	901,439
4301961	SR-838/SUNRISE BLVD	541,547	0	0	0	0	541,547
4350891	SR-842/BROWARD BLVD. FROM SW 9TH AVE TO	100,000	0	0	0	0	100,000
4350911	SR-834/SAMPLE ROAD AT SR-811/DIXIE HIGHWAY	120,000	560,000	0	0	0	680,000
4350931	SR-7/US-441 AT NW 29TH STREET	80,000	0	475,000	0	0	555,000
4350951	SR-824/PEMBROKE ROAD AT OLEANDER DRIVE	130,000	51,114	486,340	0	0	667,454
Total		8,418,083	668,868	2,011,127	0	0	11,098,078
IM -							
4296931	SFRTA OPERATING ASSISTANCE DURING I-95	4,000,000	0	0	0	0	4,000,000
Total		4,000,000	0	0	0	0	4,000,000
LF - LOCAL FUNDS							
1147	CRANES IMPROVEMENTS/ REPLACEMENT	4,805,000	0	5,000,000	5,000,000	0	14,805,000
1405	ANNUAL CAPITAL MAINTENANCE	1,000,000	1,000,000	1,000,000	1,000,000	1,000,000	5,000,000
1407	PASSENGER LOADING BRIDGE	5,050,000	100,000	100,000	100,000	100,000	5,450,000
1410	PORT SECURITY IMPROVEMENTS	200,000	200,000	200,000	200,000	200,000	1,000,000
1501	CRUISE TERMINAL 4 PARKING GARAGE	0	0	0	0	2,000,000	2,000,000
1632	MIDPORT PARKING GARAGE	0	0	1,500,000	0	16,000,000	17,500,000
1635	INLET MANAGEMENT PLAN	3,420,000	0	0	0	0	3,420,000
1883	CORAL SPRINGS, CITY OF	0	0	0	250,000	0	250,000
1890	POMPANO BEACH, CITY OF	0	590,000	590,000	0	0	1,180,000

5-Year Summary of Projects by Funding Category

Project #	Project Name	2015	2016	2017	2018	2019	Total
LF - LOCAL FUNDS							
1918	POST PANAMAX CRANE	9,000,000	7,500,000	7,500,000	0	0	24,000,000
2012	COLLEGE AVENUE Phase III	150,000	1,225,000	0	0	0	1,375,000
2035	NE 15th Avenue	0	0	0	500,000	0	500,000
2057	PLANTATION, CITY OF	0	0	0	40,000	0	40,000
2084	DAVIE, TOWN OF	400,000	0	0	0	0	400,000
2085	DAVIE, TOWN OF	1,082,400	0	0	0	0	1,082,400
2088	NEW BULKHEADS AT BERTHS 1, 2&3	0	1,150,000	1,150,000	11,300,000	11,300,000	24,900,000
2089	RENEW/REPLACE EQUIPMENT	1,416,000	1,093,000	1,093,000	1,065,000	1,065,000	5,732,000
2092	MITIGATION FOR WESTLAKE IMPROV.	4,900,000	0	0	0	0	4,900,000
2094	MIRAMAR, CITY OF	929,000	0	0	0	0	929,000
2201	GENERAL TRANSPORTATION PROJECTS	585,000	585,000	0	0	0	1,170,000
2202	RESURFACE CORPORATE PARK AND EAST	585,000	585,000	0	0	0	1,170,000
2252	Las Olas Intracoastal Promenade	8,000,000	0	0	0	0	8,000,000
2266	Almond Ave	1,863,000	0	0	0	0	1,863,000
2267	SR A1A (Westside)	6,230,500	0	0	0	0	6,230,500
2269	NW 15th Street	0	500,000	0	0	0	500,000
2370361	BROWARD CO.	416,213	0	0	0	0	416,213
2603	NEW BULKHEADS AT BERTHS 16,17,18	0	0	1,150,000	1,150,000	11,600,000	13,900,000
2605	SW 196 Avenue Roadway Extension	0	0	950,000	0	0	950,000
2609	NOVA DRIVE PHASE II	0	200,000	1,650,000	0	0	1,850,000
2610	ORANGE DRIVE PHASE I	0	0	143,000	1,190,000	0	1,333,000
2611	SW 127 AVE	0	0	0	205,000	0	205,000
2613	CITYWIDE SIDEWALK IMPROVEMENTS	100,000	100,000	100,000	0	0	300,000
2617	PHASE IX CONTAINER YARD	8,000,000	0	0	0	0	8,000,000

5-Year Summary of Projects by Funding Category

Project #	Project Name	2015	2016	2017	2018	2019	Total
LF - LOCAL FUNDS							
2618	CONTAINER YARD	0	0	0	3,000,000	13,500,000	16,500,000
2619	FOREIGN TRADE ZONE (FTZ)	27,000,000	27,000,000	0	0	0	54,000,000
2620	NW 64TH AVENUE STREETScape	0	0	1,500,000	0	0	1,500,000
2622	ATLANTIC BOULEVARD ENTRYWAY	403,000	0	0	0	0	403,000
2624	BUS SHELTER REPAIR AND REPLACEMENT	25,000	25,000	25,000	25,000	0	100,000
2625	110TH AVENUE	0	0	1,350,000	0	0	1,350,000
2702	BROWARD CO. TRANSPORTATION CONCURRENCY	3,000,000	3,000,000	3,000,000	3,000,000	3,000,000	15,000,000
2730	NE 13th Street	310,000	0	0	0	0	310,000
2731	SE/SW 6th Street	350,000	2,350,000	0	0	0	2,700,000
2732	Downtown Walkability Phase 2	500,000	0	0	0	0	500,000
2733	Downtown Walkability Phase 3-6	0	500,000	500,000	500,000	500,000	2,000,000
2734	Las Olas Blvd	1,100,000	800,000	0	0	0	1,900,000
2735	NE/NW 4th Street	1,100,000	0	0	0	0	1,100,000
2736	Las Olas Blvd Street Lighting	0	500,000	0	0	0	500,000
2737	Coconut Isle Bridge Replacement	1,734,454	0	0	0	0	1,734,454
2738	Flagler Village TOD	1,750,000	1,750,000	1,750,000	1,750,000	0	7,000,000
2739	Sistrunk Blvd Enhancement Phase II	750,000	250,000	0	0	0	1,000,000
2740	FAT Village Corridor Improvements	305,000	0	0	0	0	305,000
2741	FXE Pedestrian/Bike Path	250,000	0	0	0	0	250,000
2760	MAINTENANCE DREDGING DEEPEN SLIP 3	500,000	0	0	0	0	500,000
2761	CRUISE TERMINAL 25	1,250,000	12,500,000	12,500,000	0	0	26,250,000
2762	NEW BULKHEADS AT BERTHS 21 & 22	0	0	0	1,900,000	9,300,000	11,200,000
2763	NEO-BULK STORAGE YARD	700,000	3,500,000	3,500,000	0	0	7,700,000
2764	SLIP 1 NEW BULKHEADS AT BERTHS 9 AND 10	17,500,000	29,450,000	29,450,000	0	0	76,400,000

5-Year Summary of Projects by Funding Category

Project #	Project Name	2015	2016	2017	2018	2019	Total
LF - LOCAL FUNDS							
2765	MCINTOSH ROAD IMPROVEMENTS	140,000	1,420,000	0	0	0	1,560,000
2766	CONTAINER YARD PHASE IX - B	0	900,000	8,800,000	0	0	9,700,000
2767	MITIGATION FOR WESTLAKE	8,700,000	9,500,000	0	0	0	18,200,000
2768	SOUTHPORT GANTRY CRANES	33,500,000	15,500,000	16,750,000	0	0	65,750,000
2769	TERMINAL 18 & 21	10,000,000	0	0	0	0	10,000,000
2770	NEW PUBLIC WORKS FACILITY BUILDING	400,000	3,600,000	0	0	0	4,000,000
2771	NORTHPORT PARKING GARAGE PHSE V	1,850,000	0	0	0	0	1,850,000
2772	MIRAMAR CITYWIDE BUS SHELTER PROGRAM	120,000	0	0	0	0	120,000
2780	SUNRISE BLVD LANDSCAPE IMPROVEMENTS	0	0	0	275,000	0	275,000
2781	SUNRISE BLVD/NW 136 AVE MEDIAN	0	0	0	0	500,000	500,000
2782	SUNBLEST SOUND WALL N. PINE ISLAND ROAD	430,000	0	0	0	0	430,000
28	PLANTATION, CITY OF	0	0	0	1,380,000	0	1,380,000
4071862	BROWARD COUNTY	8,872,251	9,078,183	9,074,016	9,308,597	9,600,000	45,933,047
4077041	FORT LAUDERDALE/HOLLYWOOD INTERNATIONAL	15,858,323	20,137,445	17,010,038	0	0	53,005,806
4117525	PEMBROKE ROAD FROM SILVER SHORES BLVD TO	372,625	0	3,879,645	0	0	4,252,270
4137021	OMD INTERMODAL BOX PLANNING CONSULTANT	200,000	0	0	0	0	200,000
4137291	BROWARD COUNTY	77,624	0	0	0	0	77,624
4137292	BROWARD MPO	0	77,624	77,624	77,624	77,624	310,496
4179831	SFRTA BLOCK GRANT FOR FEEDER BUS	1,737,662	1,777,994	1,777,178	1,823,122	1,883,309	8,999,265
4213904	DOWNTOWN FORT LAUDERDALE WAVE	7,934,400	0	0	0	0	7,934,400
4239481	FORT LAUDERDALE EXECUTIVE AIRPORT	0	0	0	221,250	0	221,250
4258601	NOVA DRIVE	965,370	0	0	0	0	965,370
4278731	FORT LAUDERDALE EXECUTIVE AIRPORT	0	17,500	0	0	0	17,500
4278801	NORTH PERRY AIRPORT	0	0	0	0	200,000	200,000

5-Year Summary of Projects by Funding Category

Project #	Project Name	2015	2016	2017	2018	2019	Total
LF - LOCAL FUNDS							
4278811	NORTH PERRY AIRPORT	0	169,320	0	0	0	169,320
4302991	SFRTA	228,043	209,900	0	0	0	437,943
4305961	SOUTHPORT TURNING NOTCH EXPANSION	34,000,000	36,750,000	36,750,000	0	0	107,500,000
4310101	FT. LAUD EXEC.	116,000	0	0	0	0	116,000
4310121	FT LAUD. EXEC.	100,000	0	0	0	0	100,000
4310161	FT LAUD. EXEC.	0	0	135,000	0	0	135,000
4310241	FT LAUD. EXEC.	0	0	0	135,000	0	135,000
4310271	N. PERRY AIRPORT	0	0	100,000	100,000	0	200,000
4310331	POMPANO AIRPARK	0	0	130,000	0	0	130,000
4315161	FT LAUD EXEC AIRPORT	0	0	100,000	0	0	100,000
4315261	SR-834 SAMPLE RD	0	200,000	0	0	0	200,000
4328661	BROWARD COUNTY SCHOOL ZONE	2,400,000	0	0	0	0	2,400,000
4330621	WILES ROAD FROM RIVERSIDE DRIVE TO ROCK	0	5,495,825	0	0	0	5,495,825
4331501	POMPANO AIRPARK DESIGN RUNWAY 10-28	0	0	0	33,100	0	33,100
4331511	POMPANO AIRPARK LANDSIDE/AIRSIDE ACCESS	102,000	0	0	0	0	102,000
4331821	SW 145TH AVE @ PINES BLVD. INTERSECTION	0	250,000	0	0	0	250,000
4333221	FT.LAUD EXEC.AIRPORT RUNWAY 8/26 & 13/31	108,000	0	0	0	0	108,000
4333231	FT.LAUD EXEC.AIRPORT DESIGN MID-FIELD T/W	0	0	0	73,000	0	73,000
4333241	FT.LAUD EXEC.AIRPORT ACQUIRE PROPERTY R/W	0	0	0	0	500,000	500,000
4333271	FT.LAUD.EXEC AIRPORT DESIGN ACUTE ANGLE	0	0	0	0	10,000	10,000
4333291	FT.LAUD EXEC.AIRPORT CONSTRUCT ANGLE	0	0	0	0	134,750	134,750
4334141	PORT EVERGLADES DREDGING AND WIDENING	4,500,000	0	0	0	45,000,000	49,500,000
4334761	POMPANO AIRPARK DESIGN/CONSTRUCTION OF	39,168	0	0	0	0	39,168
4334781	FT LAUD EXEC.AIRPORT CONSTRUCT TAXIWAY	0	0	540,000	0	0	540,000

5-Year Summary of Projects by Funding Category

Project #	Project Name	2015	2016	2017	2018	2019	Total
LF - LOCAL FUNDS							
4345401	NORTH PERRY AIRPORT SECURITY	25,000	0	0	0	0	25,000
4345981	FT.LAUDERDALE EXEC AIRPORT DESIGN TAXIWAY	0	50,000	0	0	0	50,000
4345991	FT.LAUDERDALE EXEC AIRPORT REHAB TAXIWAY	0	139,500	0	0	0	139,500
4346011	POMPANO BCH AIRPARK ENVIRONMENTAL	0	32,343	0	0	0	32,343
4346081	FT.LAUDERDAL EXEC AIRPORT, DESIGN ACUTE	0	0	0	15,000	0	15,000
4346271	FT.LAUDERDALE EXEC AIRPORT, CONSTRUCT	0	0	0	0	67,500	67,500
4346281	FT.LAUDERDALE EXEC AIRPORT, DESIGN	0	50,000	0	0	0	50,000
4346291	FT.LAUDERDALE EXE AIRPORT, CONSTRUCT MID	0	0	0	0	236,550	236,550
4346321	POMPANO BCH AIRPARK REHAB RUNWAY10-28	0	0	0	0	60,880	60,880
4346391	FT.LAUDERDAL/HOLLYWD INT'L AIRPORT, FLL	0	1,000,000	0	0	0	1,000,000
4346401	FT.LAUDERDAL/HOLLYWD INT'L AIRPORT ARFF	0	0	0	0	600,000	600,000
4346411	FT.LAUDERDAL/HOLLYWD INT'L AIRPORT ARFF	0	0	0	0	750,000	750,000
4346421	FT.LAUDERDAL/HOLLYWD INT'L AIRPORT,	0	0	0	0	3,750,000	3,750,000
4346431	FT.LAUDERDAL/HOLLYWD INT'L AIRPORT, FLL FAR	0	750,000	0	0	0	750,000
4346441	NORTH PERRY AIRPORT HWO MASTER PLAN AND	0	0	0	0	100,000	100,000
4348321	FT.LAUD/HOLLYWOOD AIRPORT. AIRPORT	0	0	0	0	10,000,000	10,000,000
4349731	HOLLYWOOD SERVICE DEVELOPMENT,	200,000	0	0	0	0	200,000
4350321	PORT EVERGLADES SLIP 2 (WESTWARD)	15,750,000	0	0	0	0	15,750,000
513	ANNUAL CRANE PARTS AND SUPPORT	300,000	300,000	300,000	300,000	300,000	1,500,000
524	INFORMATION TECHNOLOGY SYSTEMS	1,373,000	300,000	125,000	100,000	100,000	1,998,000
565	TRANSPORTATION FOR THE DISADVANTAGED	18,000,000	385,000	0	0	0	18,385,000
567	PORT INFRASTRUCTURE IMPROVEMENTS	3,000,000	3,550,000	1,050,000	1,050,000	1,050,000	9,700,000
568	PORT BUILDING IMPROVEMENTS	1,330,000	2,000,000	2,000,000	2,000,000	2,000,000	9,330,000
581	GENERAL TERMINAL IMPROVEMENTS	1,352,000	2,000,000	2,000,000	2,000,000	2,000,000	9,352,000

5-Year Summary of Projects by Funding Category

Project #	Project Name	2015	2016	2017	2018	2019	Total
LF - LOCAL FUNDS							
583	ANNUAL FENDER MOORING AND BOLLARD	500,000	700,000	500,000	500,000	500,000	2,700,000
Total		291,241,033	212,793,634	176,799,501	51,566,693	148,985,613	881,386,474
LFP - LOCAL FUNDS FOR PARTICIPATING							
4316741	NW 29TH STREET	90,000	0	0	0	0	90,000
4316791	NW 38TH STREET	1,883,260	0	0	0	0	1,883,260
4317101	NW 35 AVENUE	22,880	0	0	0	0	22,880
4317151	SW 36 AVENUE	111,750	0	0	0	0	111,750
4317171	NW NEIGHBORHOOD	681,766	0	0	0	0	681,766
4328611	COCONUT CREEK PKWY	2,400,000	0	0	0	0	2,400,000
4331991	RAVENSWOOD RD FROM STIRLING RD TO GRIFFIN	0	2,627,621	0	0	0	2,627,621
4332071	NW 9TH AVENUE FROM BROWARD BLVD. TO	0	1,279,667	0	0	0	1,279,667
4332091	NW 44TH STREET FROM 11500 BLOCK TO PINE	0	614,392	0	0	0	614,392
4332411	DIXIE HWY FRM CITY LIMITS TO NE 26 STREET	173,250	0	0	0	0	173,250
4350881	NW 110 AVENUE FROM SAMPLE ROAD TO WILES	0	0	320,237	0	0	320,237
4351431	DAVIE RD EXTENSION FROM SR-817UNIVERSITY	0	0	2,042,348	0	0	2,042,348
4351451	NW 7TH AVE. ATLANTIC BLVD. TO NW 8TH STREET	0	0	478,784	0	0	478,784
Total		5,362,906	4,521,680	2,841,369	0	0	12,725,955
MUN - MUN							
1107	PLANTATION, CITY OF	0	10,000	0	0	0	10,000
1221	LAUDERHILL, CITY OF	2,000,000	0	0	0	0	2,000,000
1399	CORAL SPRINGS, CITY OF	838,000	800,000	815,000	0	0	2,453,000
1653	HOLLYWOOD, CITY OF	900,000	0	0	0	0	900,000
1654	HOLLYWOOD, CITY OF	200,000	0	0	0	0	200,000
1656	HOLLYWOOD, CITY OF	75,000	0	0	0	0	75,000

5-Year Summary of Projects by Funding Category

Project #	Project Name	2015	2016	2017	2018	2019	Total
MUN - MUN							
1725	EL MAR SOUTH IMPROVEMENTS	400,000	2,200,000	2,000,000	0	0	4,600,000
1745	CENTRAL CITY TRAFFIC MANAGEMENT	0	0	10,000	0	0	10,000
1768	SAMPLE ROAD	2,500,000	0	0	0	0	2,500,000
1769	LIGHTHOUSE POINT, CITY OF	100,000	100,000	0	0	0	200,000
1777	TAMARAC, CITY OF	2,000,000	0	0	0	0	2,000,000
1779	TAMARAC, CITY OF	50,000	0	0	0	0	50,000
1879	DAVIE, TOWN OF	2,517,000	0	0	0	0	2,517,000
188	DEERFIELD BEACH, CITY OF	0	2,000,000	2,000,000	0	0	4,000,000
1881	CORAL SPRINGS, CITY OF	200,000	0	0	0	0	200,000
1883	CORAL SPRINGS, CITY OF	433,000	342,000	250,000	0	0	1,025,000
1885	CORAL SPRINGS, CITY OF	222,000	348,000	248,000	0	0	818,000
1886	CORAL SPRINGS, CITY OF	393,000	393,000	441,450	441,500	0	1,668,950
1888	HOLLYWOOD, CITY OF	100,000	0	0	0	0	100,000
1890	POMPANO BEACH, CITY OF	590,000	0	0	0	0	590,000
1892	LAUDERHILL COMMUNITY SHUTTLE	150,000	0	0	0	0	150,000
1893	PINE ISLAND ROAD PUBLIC TRANSIT	100,000	0	0	0	0	100,000
1894	LAUDERHILL, CITY OF	200,000	0	0	0	0	200,000
1895	LAUDERHILL, CITY OF	1,350,000	0	0	0	0	1,350,000
1896	LAUDERHILL, CITY OF	720,000	0	0	0	0	720,000
1897	LAUDERHILL, CITY OF	20,000	0	0	0	0	20,000
1898	LAUDERHILL, CITY OF	20,000	0	0	0	0	20,000
1899	LAUDERHILL, CITY OF	40,000	0	0	0	0	40,000
1900	LAUDERHILL, CITY OF	20,000	0	0	0	0	20,000
1907	GARDEN ACRES NEIGHBORHOOD	729,000	0	0	0	0	729,000

5-Year Summary of Projects by Funding Category

Project #	Project Name	2015	2016	2017	2018	2019	Total
MUN - MUN							
1910	TAMARAC, CITY OF	25,000	0	0	0	0	25,000
1921	PLANTATION, CITY OF	0	0	10,000	0	0	10,000
1922	PLANTATION MIDTOWN PERIMETER RD	0	0	10,000	0	0	10,000
1936	PARK ROAD	300,000	0	0	0	0	300,000
1939	SOUTH POST ROAD	900,000	0	0	0	0	900,000
2041	TOWNWIDE DRAINAGE	300,000	200,000	200,000	0	0	700,000
2057	PLANTATION, CITY OF	40,000	40,000	40,000	0	0	120,000
2200	NW 44 STREET STREETScape IMPROVEMENTS	0	0	250,000	0	0	250,000
2203	MISCELLANEOUS WALL REPAIRS	25,000	25,000	0	0	0	50,000
2204	SUNRISE BLVD/NW 136 AVE INTERSECTION	0	0	0	500,000	0	500,000
2205	TRAFFIC CALMING	25,000	25,000	0	0	0	50,000
2450	POINCIANA DRAINAGE	700,000	0	0	0	0	700,000
2453	RESURFACING	75,000	75,000	75,000	0	0	225,000
2456	DATURA PORTAL	0	400,000	0	0	0	400,000
2459	SOUTH A1A	30,000	150,000	0	0	0	180,000
2460	A1A - SO TO DATURA	0	90,000	850,000	0	0	940,000
2461	NORTH A1A	50,000	200,000	0	0	0	250,000
2462	COMMERCIAL BLVD- A1A-SEAGRAPE	750,000	0	0	0	0	750,000
2627	BEL AIR DRAINAGE	649,000	0	0	0	0	649,000
28	PLANTATION, CITY OF	4,150,000	970,000	1,250,000	0	0	6,370,000
876	HALLANDALE BEACH, CITY OF	300,000	0	0	0	0	300,000
884	HALLANDALE BEACH, CITY OF	25,000	0	0	0	0	25,000
915	PLANTATION, CITY OF	230,000	230,000	230,000	0	0	690,000
Total		25,441,000	8,598,000	8,679,450	941,500	0	43,659,950

5-Year Summary of Projects by Funding Category

Project #	Project Name	2015	2016	2017	2018	2019	Total
NHPP -							
4331084	SR-9/I-95 FROM S. OF BROWARD BLVD. TO N. OF	787,256	0	0	0	0	787,256
Total		787,256	0	0	0	0	787,256
NHRE -							
4287241	SR-842/BROWARD BLVD	0	1,526,938	0	0	0	1,526,938
4287261	SR-5/US-1	448,269	0	0	0	0	448,269
4287331	SR-858/HALLANDALE BEACH BLVD	0	0	413,746	0	0	413,746
Total		448,269	1,526,938	413,746	0	0	2,388,953
NHTS - NATIONAL HWY TRAFFIC SAFETY							
2281041	BROWARD/SEC 402/	50,000	50,000	50,000	50,000	50,000	250,000
Total		50,000	50,000	50,000	50,000	50,000	250,000
NSTP -							
4213904	DOWNTOWN FORT LAUDERDALE WAVE	7,934,400	0	0	0	0	7,934,400
Total		7,934,400	0	0	0	0	7,934,400
PKM1 - TURNPIKE TOLL MAINTENANCE							
4208093	I-595/SR-862/ P3	163,418	169,954	176,753	183,823	191,176	885,124
Total		163,418	169,954	176,753	183,823	191,176	885,124
PKYI - TURNPIKE IMPROVEMENT							
4060951	WIDEN TPK(SR91) FROM H.E.F.T. (SR821) TO N OF	25,000	0	0	0	0	25,000
4060991	HOLLYWOOD BLVD / TPK	0	1,499,999	1,499,999	0	1,499,999	4,499,997
4061031	SUNRISE BLVD / TPK INTERCHANGE	50,902,490	0	0	0	0	50,902,490
4061032	THERMOPLASTIC FOR SUNRISE BLVD	0	0	21,417	107,335	0	128,752
4154627	THERMOPLASTIC FOR AET PHASE 4B MP 49 - 54	104,858	0	0	0	0	104,858
4193382	THERMOPLASTIC FOR TPK AUX LANES NB,	31,462	0	0	0	0	31,462
4208093	I-595/SR-862/ P3	60,104,955	8,027,311	0	0	0	68,132,266

5-Year Summary of Projects by Funding Category

Project #	Project Name	2015	2016	2017	2018	2019	Total
PKYI - TURNPIKE IMPROVEMENT							
4233712	HEFT/NW 57TH AVENUE INTERCHANGE	0	0	0	5,169,497	0	5,169,497
4233713	THERMOPLASTIC FOR HEFT/NW 57TH AVE	0	0	0	0	151,684	151,684
4281542	SAWGRASS CANAL REVETMENT - WALL 3 (MP	6,590,182	0	0	0	0	6,590,182
4281543	SAWGRASS CANAL REVETMENT - WALL 6 (MP 16)	10,564,770	0	0	0	0	10,564,770
4293281	HEFT AUXILIARY LANES	1,975,000	0	0	57,388,341	0	59,363,341
4312812	THERMOPLASTIC FOR AET PHASE 5B SAWGRASS	111,416	0	0	0	0	111,416
4354611	IMPROVE INTERCHANGE AT SAWGRASS XWAY &	0	0	0	390,305	5,071,526	5,461,831
4356051	SAWGRASS XWAY MAINLINE DMS REPLACEMENT	860,890	0	0	0	0	860,890
4357631	Sawgrass Expressway PD&E	3,200,000	0	0	0	0	3,200,000
Total		134,471,023	9,527,310	1,521,416	63,055,478	6,723,209	215,298,436
PKYO - TURNPIKE TOLL COLLECTION/OPER.							
0001621	TOLL OPERATIONS	4,679,685	4,739,685	4,769,685	4,784,685	4,884,685	23,858,425
Total		4,679,685	4,739,685	4,769,685	4,784,685	4,884,685	23,858,425
PKYR - TURNPIKE RENEWAL & REPLACEMENT							
4310892	THERMOPLASTIC FOR SAWGRASS RESURFACING	390,620	0	0	0	0	390,620
4310893	MILL & RESURFACE SAWGRASS XWAY MP 0-8	15,000	0	0	0	0	15,000
Total		405,620	0	0	0	0	405,620
PORT - SEAPORTS							
4350321	PORT EVERGLADES SLIP 2 (WESTWARD)	1,850,000	0	0	0	0	1,850,000
Total		1,850,000	0	0	0	0	1,850,000
RHH - RAIL HIGHWAY X-INGS - HAZARD							
4353721	SR842/ BROWARD BLVD. @ FEC CROSSING	145,550	0	0	0	0	145,550
Total		145,550	0	0	0	0	145,550
RHP - RAIL HIGHWAY X-INGS - PROT DEV							
4353501	SR-814/ATLANTIC BLVD @ SFRC CROSSING	38,479	0	0	0	0	38,479

5-Year Summary of Projects by Funding Category

Project #	Project Name	2015	2016	2017	2018	2019	Total
RHP - RAIL HIGHWAY X-INGS - PROT DEV							
4353521	CYPRESS CREEK RD @ SFRC CROSSING 628183-J	31,295	0	0	0	0	31,295
4353551	SR-870/COMMERCIAL BL @ SFRC CROSSING	39,618	0	0	0	0	39,618
4353561	SR-845/POWERLINE RD @ SFRC CROSSING	32,148	0	0	0	0	32,148
4353571	PROSPECT ROAD @ SFRC CROSSING 628188-T	39,618	0	0	0	0	39,618
4353731	SR-810 HILLSBORO BLVD. @ CSX SFRTA	33,287	0	0	0	0	33,287
4353741	SR834 / SAMPLE ROAD @ SFRC CROSSING	31,864	0	0	0	0	31,864
4353751	COPANS ROAD SFRC CROSSING 628169-N	36,771	0	0	0	0	36,771
4354261	SR-848/STIRLING ROAD @ SFRC CROSSING	31,881	0	0	0	0	31,881
4354271	SR-820/HOLLYWOOD BLV @ SFRC CROSSING	33,614	0	0	0	0	33,614
4354281	SR-824/PEMBROKE ROAD @ SFRC CROSSING	39,076	0	0	0	0	39,076
Total		387,651	0	0	0	0	387,651
SA - STP, ANY AREA							
2307241	ANDREWS AVE EXT	3,323,015	275,563	0	0	0	3,598,578
2307301	ANDREWS AVE EXT	0	1,476,097	0	0	0	1,476,097
2314822	I-95/MOT/ENHANCED HOV OPERATIONS IN	160,000	160,000	160,000	40,000	0	520,000
4170734	D/W PD&E/ETDM SUPPORT ACTIVITIES	10,000	10,000	10,000	10,000	10,000	50,000
4208093	I-595/SR-862/ P3	0	169,959	0	0	0	169,959
4234691	SUNRISE KEY BLVD	170,098	0	0	0	0	170,098
4270042	SR-870/COMMERCIAL BL @ ROCK ISLAND ROAD	30,542	0	0	0	0	30,542
4270121	SR-823/FLAMINGO RD	0	1,224,182	0	0	0	1,224,182
4287241	SR-842/BROWARD BLVD	0	711,898	0	0	0	711,898
4287251	SR-848/ STIRLING RD	0	0	520,237	0	0	520,237
4287261	SR-5/US-1	2,518,998	0	0	0	0	2,518,998
4287311	SR-845/POWERLINE RD	0	0	425,683	0	0	425,683

5-Year Summary of Projects by Funding Category

Project #	Project Name	2015	2016	2017	2018	2019	Total
SA - STP, ANY AREA							
4287321	SR-816/OAKLAND PARK BLVD	0	495,397	0	0	0	495,397
4287331	SR-858/HALLANDALE BEACH BLVD	0	0	43,640	0	0	43,640
4293661	SR-817/UNIVERSITY DR	77,250	0	0	0	0	77,250
4296521	D/W SAFETY SIGNAL TIMING ENHANCEMENTS	30,000	0	0	0	0	30,000
4297401	SR-848/STIRLING RD	99,253	0	0	0	0	99,253
4297411	SR-814/ATLANTIC BLVD	79,879	0	0	0	0	79,879
4297421	SR-7/US-441	70,838	0	0	0	0	70,838
4299581	SR-842/BROWARD BLVD	228,890	0	0	0	0	228,890
4301921	RAVENSWOOD RD. OVER DANIA CUT-OFF CANAL	2,047,287	0	0	0	0	2,047,287
4301961	SR-838/SUNRISE BLVD	59,321	0	0	0	0	59,321
4305951	SR-A1A/OCEAN DRIVE	247,426	0	0	0	0	247,426
4306011	SR-A1A	0	1,730,124	0	0	0	1,730,124
4306021	SR-810/HILLSBORO BLV	0	2,346,664	0	0	0	2,346,664
4306031	SR-25/US-27	0	0	5,837,069	0	0	5,837,069
4316651	NW 19TH STREET	0	0	0	0	6,231,566	6,231,566
4316661	SUNSET STRIP	70,000	0	163,650	0	0	233,650
4316721	NE 6TH AVENUE	0	26,000	0	517,830	0	543,830
4316781	SE 3 AVENUE	0	0	0	4,207,831	0	4,207,831
4316871	COMMODORE DRIVE	0	0	0	22,440	0	22,440
4316981	PETERS ROAD	0	0	0	0	3,920,344	3,920,344
4317561	UNIVERSITY DRIVE	1,105,000	0	0	0	0	1,105,000
4317571	SW 30TH AVE	5,000	218,656	0	0	0	223,656
4328611	COCONUT CREEK PKWY	68,379	0	0	0	0	68,379
4332071	NW 9TH AVENUE FROM BROWARD BLVD. TO	0	68,900	0	0	0	68,900

5-Year Summary of Projects by Funding Category

Project #	Project Name	2015	2016	2017	2018	2019	Total
SA - STP, ANY AREA							
4332091	NW 44TH STREET FROM 11500 BLOCK TO PINE	0	3,645	0	0	0	3,645
4339741	CYPRESS CREEK PARK AND RIDE LOT REPLACE	82,477	0	0	0	0	82,477
4346661	HOLLYWOOD BLVD. FROM CITY HALL CIRCLE TO	0	0	163,650	0	0	163,650
4346691	PERIMETER ROAD FROM GRIFFIN ROAD TO SW	0	0	0	2,106,944	0	2,106,944
4346721	JOHNSON STREET FR. W. OF 31ST COURT TO	0	0	0	7,238,084	0	7,238,084
4346741	BROWARD MOBILITY PROJECT - POMPANO BEACH	0	0	0	0	34,650	34,650
4346791	BROWARD COUNTY HOLLYWOOD GARDENS	0	0	0	3,616,389	0	3,616,389
4346861	NE BROWARD MOBILITY PROJECT-POMPANO BCH/	0	0	0	0	115,500	115,500
4346901	BROWARD MOBILITY HOLLYWOOD/HALLANDALE	0	0	0	0	75,075	75,075
4346951	SR-5/US-1 FROM SR-834/SAMPLE ROAD TO BR/PB	0	0	0	0	173,250	173,250
4346971	BROWARD MOBILITY HOLLYWOOD	0	0	0	0	173,250	173,250
4346991	BROWARD MOBILITY PROJECT - POMPANO BEACH	0	0	0	0	23,100	23,100
4348291	SR-820/PINES BLVD FR DYKES RD TO FLAMINGO	0	0	0	5,610	0	5,610
4350891	SR-842/BROWARD BLVD. FROM SW 9TH AVE TO	5,000	0	0	0	0	5,000
4350911	SR-834/SAMPLE ROAD AT SR-811/DIXIE HIGHWAY	5,000	15,900	0	0	0	20,900
4350931	SR-7/US-441 AT NW 29TH STREET	5,000	0	16,365	0	0	21,365
4350951	SR-824/PEMBROKE ROAD AT OLEANDER DRIVE	5,000	0	16,365	0	0	21,365
4352061	BROWARD COUNTY RESERVE BOX FOR	0	0	0	0	5,689,998	5,689,998
Total		10,503,653	8,932,985	7,356,659	17,765,128	16,446,733	61,005,158
SE - STP, ENHANCEMENT							
4317101	NW 35 AVENUE	600,290	0	0	0	0	600,290
Total		600,290	0	0	0	0	600,290
SIB1 - STATE INFRASTRUCTURE BANK							
4352021	DOWNTOWN FORT LAUDERDALE WAVE	20,590,000	0	0	0	0	20,590,000

5-Year Summary of Projects by Funding Category

Project #	Project Name	2015	2016	2017	2018	2019	Total
SIB1 - STATE INFRASTRUCTURE BANK							
Total		20,590,000	0	0	0	0	20,590,000
ST10 -							
2299884	DAVIE ROAD UPGRADE EARMARK	0	499,915	0	0	0	499,915
Total		0	499,915	0	0	0	499,915
STED -							
4217077	SR-93/I-75 ML SYSTEM FROM MD/BROW	39,000	0	0	0	0	39,000
4307634	SR-93/I-75 FROM MIAMI-DADE/BROWARD CL TO	0	0	0	1,300,000	0	1,300,000
Total		39,000	0	0	1,300,000	0	1,339,000
SU - STP, URBAN AREAS > 200K							
2277741	SR-7/US-441	385,951	0	0	0	0	385,951
2277751	SR-7/US-441	12,024,126	1,276,987	885,565	0	0	14,186,678
2280563	BROWARD COUNTY	901,000	0	0	0	0	901,000
2307241	ANDREWS AVE EXT	151,221	588,834	0	0	0	740,055
2307301	ANDREWS AVE EXT	5,404	2,194,287	0	0	0	2,199,691
4213906	DOWNTOWN FORT LAUDERDALE WAVE	0	1,800,000	0	0	0	1,800,000
4280241	SR-842/BROWARD BLVD	0	2,300,925	0	0	0	2,300,925
4287241	SR-842/BROWARD BLVD	0	237,073	0	0	0	237,073
4287311	SR-845/POWERLINE RD	0	0	16,365	0	0	16,365
4287331	SR-858/HALLANDALE BEACH BLVD	0	0	86,000	0	0	86,000
4295751	SR-5/US-1	0	1,025,000	0	0	0	1,025,000
4295761	SR-7/US-441	0	1,025,000	0	0	0	1,025,000
4312041	SR-A1A	1,279,775	0	0	0	0	1,279,775
4316571	SR-811/NE 4 AVE	0	75,000	0	0	0	75,000
4316611	ANDREWS AVE	0	0	0	538,119	0	538,119

5-Year Summary of Projects by Funding Category

Project #	Project Name	2015	2016	2017	2018	2019	Total
SU - STP, URBAN AREAS > 200K							
4316651	NW 19TH STREET	875,000	0	0	0	0	875,000
4316661	SUNSET STRIP	0	0	5,968,613	0	0	5,968,613
4316691	LAS OLAS BLVD	0	0	0	341,281	0	341,281
4316781	SE 3 AVENUE	800,000	0	0	1,222,639	0	2,022,639
4316871	COMMODORE DRIVE	0	85,576	0	236,737	0	322,313
4316881	ANDREWS AVENUE	0	0	0	221,281	0	221,281
4316981	PETERS ROAD	0	390,000	0	0	0	390,000
4317571	SW 30TH AVE	0	1,533,734	0	0	0	1,533,734
4317601	BCT/PALM TRAN INTERFACE W/MDT/SFRTA - EASY	1,500,000	1,790,000	0	0	0	3,290,000
4317701	SR-820/HOLLYWOOD BLV-PINES BLVD	1,025,000	0	0	0	0	1,025,000
4320663	SR-817/UNIVERSITY DR FR HALLANDALE BCH	1,025,000	0	0	0	0	1,025,000
4327241	SR-838/SUNRISE BLVD FR SR-869/SAWGRASS	230,000	760,000	1,181,223	0	0	2,171,223
4327861	SR-834/SAMPLE ROAD FROM WEST OF SR-817 TO	0	0	230,000	500,000	0	730,000
4329491	OLD DIXIE HIGHWAY FROM NE 13TH STREET TO	0	0	3,058,645	0	0	3,058,645
4331084	SR-9/I-95 FROM S. OF BROWARD BLVD. TO N. OF	15,479,067	0	0	0	0	15,479,067
4334261	BROWARD COUNTY TRANSPORTATION SYSTEM	1,500,000	0	0	0	0	1,500,000
4334271	CYPRESS CREEK MOBILITY HUB	0	0	0	7,000,000	0	7,000,000
4334281	PLANTATION/SUNRISE ANCHOR HUB	0	570,000	0	0	0	570,000
4334282	PLANTATION/SUNRISE ANCHOR HUB	0	0	0	5,150,000	0	5,150,000
4334291	HOLLYWOOD/PINES ANCHOR HUB	0	570,000	0	0	0	570,000
4334292	HOLLYWOOD/PINES ANCHOR HUB	0	0	0	5,150,000	0	5,150,000
4334311	SAMPLE/UNIVERSITY GATEWAY HUB	0	0	800,000	0	0	800,000
4334321	HOLLYWOOD/UNIVERSITY GATEWAY HUB	0	0	800,000	0	0	800,000
4334331	NW 21ST AVENUE FROM SR-816/OAKLAND PK BL	150,000	1,530,000	0	0	0	1,680,000

5-Year Summary of Projects by Funding Category

Project #	Project Name	2015	2016	2017	2018	2019	Total
SU - STP, URBAN AREAS > 200K							
4346661	HOLLYWOOD BLVD. FROM CITY HALL CIRCLE TO	80,000	0	7,003,055	0	0	7,083,055
4346691	PERIMETER ROAD FROM GRIFFIN ROAD TO SW	0	294,100	0	0	0	294,100
4346721	JOHNSON STREET FR. W. OF 31ST COURT TO	0	70,000	0	0	0	70,000
4346741	BROWARD MOBILITY PROJECT - POMPANO BEACH	0	0	197,500	0	1,481,499	1,678,999
4346791	BROWARD COUNTY HOLLYWOOD GARDENS	375,000	0	0	0	0	375,000
4346861	NE BROWARD MOBILITY PROJECT-POMPANO BCH/	0	0	770,450	0	5,153,626	5,924,076
4346901	BROWARD MOBILITY HOLLYWOOD/HALLANDALE	0	0	327,750	0	2,689,143	3,016,893
4346951	SR-5/US-1 FROM SR-834/SAMPLE ROAD TO BR/PB	0	0	20,000	0	4,693,522	4,713,522
4346971	BROWARD MOBILITY HOLLYWOOD	0	0	775,000	0	6,823,890	7,598,890
4346991	BROWARD MOBILITY PROJECT - POMPANO BEACH	0	0	110,133	0	625,376	735,509
4351741	QUIET/SAFETY IMPVMTS FEC	200,000	4,030,000	0	0	0	4,230,000
4351991	SR-811/DIXIE HWY. FROM SR-842/BROWARD BLVD.	0	0	0	230,000	760,000	990,000
Total		37,986,544	22,146,516	22,230,299	20,590,057	22,227,056	125,180,472
TALT -							
4316741	NW 29TH STREET	192,165	0	0	0	0	192,165
4316791	NW 38TH STREET	629,271	0	0	0	0	629,271
4317151	SW 36 AVENUE	237,404	0	0	0	0	237,404
4317161	SW/NW 8 AVE	307,820	0	0	0	0	307,820
4317171	NW NEIGHBORHOOD	191,795	0	0	0	0	191,795
4331991	RAVENSWOOD RD FROM STIRLING RD TO GRIFFIN	0	99,900	0	0	0	99,900
4332071	NW 9TH AVENUE FROM BROWARD BLVD. TO	10,000	105,380	0	0	0	115,380
4332091	NW 44TH STREET FROM 11500 BLOCK TO PINE	0	752,937	0	0	0	752,937
4332411	DIXIE HWY FRM CITY LIMITS TO NE 26 STREET	685,598	0	0	0	0	685,598
4334561	DAVIE ROAD FROM SW 39TH ST TO NOVA DRIVE	0	991,251	0	0	0	991,251

5-Year Summary of Projects by Funding Category

Project #	Project Name	2015	2016	2017	2018	2019	Total
TALT -							
4351431	DAVIE RD EXTENSION FROM SR-817UNIVERSITY	5,000	0	0	0	0	5,000
4351451	NW 7TH AVE. ATLANTIC BLVD. TO NW 8TH STREET	5,000	0	262,284	0	0	267,284
Total		2,264,053	1,949,468	262,284	0	0	4,475,805
TALU -							
4316741	NW 29TH STREET	356,845	0	0	0	0	356,845
4316791	NW 38TH STREET	408,924	0	0	0	0	408,924
4317151	SW 36 AVENUE	302,466	0	0	0	0	302,466
4317171	NW NEIGHBORHOOD	783,303	0	0	0	0	783,303
4331991	RAVENSWOOD RD FROM STIRLING RD TO GRIFFIN	0	943,786	0	0	0	943,786
4332071	NW 9TH AVENUE FROM BROWARD BLVD. TO	0	999,666	0	0	0	999,666
4332091	NW 44TH STREET FROM 11500 BLOCK TO PINE	0	288,418	0	0	0	288,418
4332411	DIXIE HWY FRM CITY LIMITS TO NE 26 STREET	311,402	0	0	0	0	311,402
4350881	NW 110 AVENUE FROM SAMPLE ROAD TO WILES	5,000	0	994,953	0	0	999,953
4351431	DAVIE RD EXTENSION FROM SR-817UNIVERSITY	0	0	995,000	0	0	995,000
4351451	NW 7TH AVE. ATLANTIC BLVD. TO NW 8TH STREET	0	0	244,127	0	0	244,127
Total		2,167,940	2,231,870	2,234,080	0	0	6,633,890
TCSP - TRANS, COMMUNITY & SYSTEM PRES							
4328611	COCONUT CREEK PKWY	768,948	0	0	0	0	768,948
4328661	BROWARD COUNTY SCHOOL ZONE	89,000	0	0	0	0	89,000
Total		857,948	0	0	0	0	857,948
TDDR - TRANS DISADV - DDR USE							
2370361	BROWARD CO.	265,000	0	0	0	0	265,000
Total		265,000	0	0	0	0	265,000
TDTF - TRANS DISADV - TRUST FUND							
2370361	BROWARD CO.	3,745,913	0	0	0	0	3,745,913

5-Year Summary of Projects by Funding Category

Project #	Project Name	2015	2016	2017	2018	2019	Total
TDTF - TRANS DISADV - TRUST FUND							
2370362	BROWARD CO.	58,063	0	0	0	0	58,063
Total		3,803,976	0	0	0	0	3,803,976
TM02 - EVERGLADES PARKWAY							
2317234	BROWARD COUNTY	804,000	0	0	0	0	804,000
2317235	BROWARD COUNTY	0	804,000	804,000	804,000	804,000	3,216,000
Total		804,000	804,000	804,000	804,000	804,000	4,020,000
TOBD - I-95 EXPRESS LANES							
4242192	I-95 EXPRESS/PHASE 1	891,789	918,543	946,099	974,482	1,003,712	4,734,625
4242193	I-95 EXPRESS/PHASE 2 BUS OPERATIONS &	945,263	973,620	1,002,829	1,032,913	1,063,901	5,018,526
Total		1,837,052	1,892,163	1,948,928	2,007,395	2,067,613	9,753,151
TOBF - I-595							
4208093	I-595/SR-862/ P3	3,438,000	4,700,000	5,762,000	6,572,000	7,301,000	27,773,000
4335791	I-595 EXPRESS LANES TOLL OPERATIONS	563,361	757,160	911,792	1,021,186	1,113,201	4,366,700
Total		4,001,361	5,457,160	6,673,792	7,593,186	8,414,201	32,139,700
TOBG - I-75 ML TOLL OPERATIONS							
4354111	I-75 EXPRESS TOLL OPERATIONS BROWARD	0	1,472,000	1,532,000	1,551,000	1,587,000	6,142,000
Total		0	1,472,000	1,532,000	1,551,000	1,587,000	6,142,000
TRIP - TRANS REGIONAL INCENTIVE PROGM							
4213905	SYSTEMWIDE CAPITAL IMPROVEMENTS	44,968	0	0	0	0	44,968
4331084	SR-9/I-95 FROM S. OF BROWARD BLVD. TO N. OF	13,565,006	0	0	0	0	13,565,006
Total		13,609,974	0	0	0	0	13,609,974

5-Year Summary of Funding Source

Funding Source	2015	2016	2017	2018	2019	Total
Federal	212,768,805	196,144,895	219,478,712	329,251,503	80,842,737	1,038,486,652
Local	322,619,939	225,913,314	188,320,320	52,508,193	148,985,613	938,347,379
Private	1,100,000	0	0	0	0	1,100,000
State	674,722,746	350,055,648	285,612,730	355,176,841	492,482,368	2,158,050,333
Total	1,211,211,490	772,113,857	693,411,762	736,936,537	722,310,718	4,135,984,364

Section 1 - Roadway and Bike/Ped

Phase	Fund Source	2015	2016	2017	2018	2019	Total
BROWARD COUNTY GUARDRAIL ATTENUATOR - FM# 4032906 (TIP#)							*Non-SIS*
Type of Work: ROUTINE MAINTENANCE					Lead Agency: FDOT		
Project Type: State Managed					LRTP#: Page 224		
Roadway Preservation Program							
MSC	D	0	170,000	170,000	170,000	0	510,000
Total		0	170,000	170,000	170,000	0	510,000
<i>Prior Years Cost</i>			<i>Future Years Cost</i>		<i>Total Project Cost</i>		510,000
110TH AVENUE - FM# 2625 (TIP#)							*Non-SIS*
Type of Work:					Lead Agency: Coral Springs, City of		
SIDEWALK AND DRAINAGE IMPROVEMENTS					LRTP#: pg5		
CST	LF	0	0	1,350,000	0	0	1,350,000
Total		0	0	1,350,000	0	0	1,350,000
<i>Prior Years Cost</i>			<i>Future Years Cost</i>		<i>Total Project Cost</i>		1,350,000
A1A - SO TO DATURA FROM COMMERCIAL BLVD. TO DATURA - FM# 2460 (TIP# 2460)					Length: 765 LF	*Non-SIS*	
Type of Work:					Lead Agency: Lauderdale-By-The-Sea, Town of		
STREETSCAPE IMPROVEMENTS					LRTP#: Pg5		
PDE	MUN	0	90,000	0	0	0	90,000
CST	MUN	0	0	850,000	0	0	850,000
Total		0	90,000	850,000	0	0	940,000
<i>Prior Years Cost</i>			<i>Future Years Cost</i>		<i>Total Project Cost</i>		940,000
ANDREWS AVE FROM LAS OLAS BLVD TO OAKLAND PK BLVD - FM# 4316611 (TIP#)							*Non-SIS*
Type of Work: BIKE LANE/SIDEWALK					Lead Agency: FDOT		
Project Type: State Managed					LRTP#: Pg177		
PE	SU	0	0	0	538,119	0	538,119
Total		0	0	0	538,119	0	538,119
<i>Prior Years Cost</i>			<i>Future Years Cost</i>		<i>Total Project Cost</i>		538,119

Phase	Fund Source	2015	2016	2017	2018	2019	Total
ANDREWS AVE EXT FROM POMPANO PARK PLACE TO S. OF ATLANTIC BLVD - FM# 2307241 (TIP#)					Length: 0.418 mi	*Non-SIS*	*RSP*
Type of Work: ADD LANES & RECONSTRUCT					Lead Agency: FDOT		
Project Type: State Managed					LRTP#: Pg198		
POMPANO PARKWAY TO S OF ATLANTIC BLVD ADD 2L RECONSTRUCT 2L (4LD)							
ROW	SU	151,221	588,834	0	0	0	740,055
ROW	SA	3,323,015	275,563	0	0	0	3,598,578
ROW	CM	0	176,580	0	0	0	176,580
Total		3,474,236	1,040,977	0	0	0	4,515,213
<i>Prior Years Cost</i>		<i>23,358,392</i>	<i>Future Years Cost</i>		<i>Total Project Cost</i>		<i>27,873,605</i>
ANDREWS AVE EXT FROM NW 18TH STREET TO COPANS RD - FM# 2307301 (TIP#)					Length: 0.720 mi	*Non-SIS*	*RSP*
Type of Work: ADD LANES & RECONSTRUCT					Lead Agency: FDOT		
Project Type: State Managed					LRTP#: Pg198		
NW 18 STREET TO COPANS ROAD ADD 2L, RECONSTRUCT 2L (4LD)							
ROW	SU	5,404	2,194,287	0	0	0	2,199,691
ROW	SA	0	1,476,097	0	0	0	1,476,097
Total		5,404	3,670,384	0	0	0	3,675,788
<i>Prior Years Cost</i>		<i>24,495,318</i>	<i>Future Years Cost</i>		<i>Total Project Cost</i>		<i>28,171,106</i>
ANDREWS AVENUE FROM SR-736/DAVIE BLVD TO SE 5TH STREET - FM# 4316881 (TIP#)						*Non-SIS*	
Type of Work: BIKE LANE/SIDEWALK					Lead Agency: FDOT		
Project Type: State Managed					LRTP#: Pg178		
PE	SU	0	0	0	221,281	0	221,281
Total		0	0	0	221,281	0	221,281
<i>Prior Years Cost</i>			<i>Future Years Cost</i>		<i>Total Project Cost</i>		<i>221,281</i>
ARTERIAL ROAD RANGER - FM# 4296901 (TIP#)					Length: 3.016 mi	*Non-SIS*	
Type of Work: SERVICE PATROL/FHP					Lead Agency: FDOT		
Project Type: State Managed					LRTP#: PAGE 224		
MSC	DDR	0	100,000	100,000	100,000	0	300,000
Total		0	100,000	100,000	100,000	0	300,000
<i>Prior Years Cost</i>			<i>Future Years Cost</i>		<i>Total Project Cost</i>		<i>300,000</i>

Phase	Fund Source	2015	2016	2017	2018	2019	Total
ASSET MANAGEMENT I-75 FROM DADE CO TO ALACHUA/MARION CO - FM# 4085628 (TIP#)							*SIS*
Type of Work: ROUTINE MAINTENANCE					Lead Agency: FDOT		
Project Type: State Managed					LRTP#: Page 224		
Roadway Preservation Program							
MSC	D	2,900,000	2,900,000	2,900,000	2,900,000	2,900,000	14,500,000
Total		2,900,000	2,900,000	2,900,000	2,900,000	2,900,000	14,500,000
<i>Prior Years Cost</i>			<i>Future Years Cost</i>		<i>Total Project Cost</i>		<i>20,300,000</i>
ATLANTIC BOULEVARD ENTRYWAY - FM# 2622 (TIP#)							*Non-SIS*
Type of Work:					Lead Agency: Coral Springs, City of		
					LRTP#: Pg5		
CST	LF	403,000	0	0	0	0	403,000
Total		403,000	0	0	0	0	403,000
<i>Prior Years Cost</i>			<i>Future Years Cost</i>		<i>Total Project Cost</i>		<i>403,000</i>
Almond Ave FROM LAS OLAS BLVD TO POINSETTIA ST - FM# 2266 (TIP# 2266)							*Non-SIS*
Type of Work: BIKE LANE/SIDEWALK					Length: 0.1		
Project Type: Locally Managed					Lead Agency: Fort Lauderdale, City of		
Improvements include sidewalks, landscaping, and lighting that will address public safety issues. The new improvements will also provide flexibility of closing off a portion of the street to create a pedestrian mall and facilitate special events. (CIP #11676)					LRTP#: Pg 5		
CST	LF	1,863,000	0	0	0	0	1,863,000
Total		1,863,000	0	0	0	0	1,863,000
<i>Prior Years Cost</i>			<i>Future Years Cost</i>		<i>Total Project Cost</i>		<i>1,863,000</i>
BAYVIEW DR. BRIDGE OVER LONGBOAT INLET BRDG# 865708, REPLACEMENT - FM# 4342921 (TIP#)							*Non-SIS*
Type of Work: BRIDGE REPLACEMENT					Length: .026 MI		
Project Type: State Managed					Lead Agency: MANAGED BY FDOT		
OFF SYSTEM BRIDGE REPLACEMENT					LRTP#: Pg 224		
PE	ACSB	0	0	315,000	0	0	315,000
CST	ACSB	0	0	0	0	1,718,767	1,718,767
Total		0	0	315,000	0	1,718,767	2,033,767
<i>Prior Years Cost</i>			<i>Future Years Cost</i>		<i>Total Project Cost</i>		<i>2,033,767</i>

Phase	Fund Source	2015	2016	2017	2018	2019	Total	
BEL AIR DRAINAGE - FM# 2627 (TIP#)							*Non-SIS*	
Type of Work:							Lead Agency: Lauderdale-By-The-Sea, Town of	
							LRTP#: Pg5	
CST	MUN	649,000	0	0	0	0	649,000	
	Total	649,000	0	0	0	0	649,000	
<i>Prior Years Cost</i>		<i>37,000</i>	<i>Future Years Cost</i>		<i>Total Project Cost</i>		<i>686,000</i>	
BROWARD CO - FM# 2335381 (TIP#)							*Non-SIS*	
Type of Work: ROUTINE MAINTENANCE							Lead Agency: FDOT	
Project Type: State Managed							LRTP#: Page 224	
Roadway Preservation Program								
MSC	D	2,800,000	2,800,000	2,800,000	2,800,000	2,800,000	14,000,000	
	Total	2,800,000	2,800,000	2,800,000	2,800,000	2,800,000	14,000,000	
<i>Prior Years Cost</i>		<i>46,286,418</i>	<i>Future Years Cost</i>		<i>Total Project Cost</i>		<i>60,286,418</i>	
BROWARD CO - FM# 2341271 (TIP#)							*SIS*	
Type of Work: ROUTINE MAINTENANCE							Lead Agency: FDOT	
Project Type: State Managed							LRTP#: Page 224	
Roadway Preservation Program								
MSC	D	850,000	850,000	250,000	250,000	250,000	2,450,000	
	Total	850,000	850,000	250,000	250,000	250,000	2,450,000	
<i>Prior Years Cost</i>		<i>12,836,335</i>	<i>Future Years Cost</i>		<i>Total Project Cost</i>		<i>15,286,335</i>	
BROWARD CO - FM# 2335382 (TIP#)							*Non-SIS*	
Type of Work: ROUTINE MAINTENANCE							Lead Agency: FDOT	
Project Type: State Managed							LRTP#: Page 224	
Roadway Preservation Program								
MSC	D	2,400,000	2,400,000	2,400,000	2,400,000	2,400,000	12,000,000	
	Total	2,400,000	2,400,000	2,400,000	2,400,000	2,400,000	12,000,000	
<i>Prior Years Cost</i>		<i>28,091,035</i>	<i>Future Years Cost</i>		<i>Total Project Cost</i>		<i>40,091,035</i>	

Phase	Fund Source	2015	2016	2017	2018	2019	Total	
BROWARD CO - FM# 2341272 (TIP#)							*SIS*	
Type of Work: ROUTINE MAINTENANCE							Lead Agency: FDOT	
Project Type: State Managed							LRTP#: Page 224	
Roadway Preservation Program								
MSC	D	930,000	930,000	100,000	100,000	100,000	2,160,000	
Total		930,000	930,000	100,000	100,000	100,000	2,160,000	
<i>Prior Years Cost</i>		8,261,964	<i>Future Years Cost</i>		<i>Total Project Cost</i>		10,421,964	
BROWARD CO BOX - FM# 2279321 (TIP#)							*Non-SIS*	
Type of Work: FUNDING ACTION							Lead Agency: FDOT	
Project Type: State Managed							LRTP#: Pg223	
BOX FOR ESTIMATE CONTINGENCY PROG #7 T/OPS								
CST	DDR	415,000	0	0	0	0	415,000	
Total		415,000	0	0	0	0	415,000	
<i>Prior Years Cost</i>			<i>Future Years Cost</i>		<i>Total Project Cost</i>		415,000	
BROWARD CO ITS - FM# 4067954 (TIP#)							*SIS*	
Type of Work: ITS FREEWAY MANAGEMENT							Lead Agency: FDOT	
Project Type: State Managed							LRTP#: Pg202	
MSC	D	1,500,000	1,500,000	1,800,000	1,800,000	0	6,600,000	
Total		1,500,000	1,500,000	1,800,000	1,800,000	0	6,600,000	
<i>Prior Years Cost</i>		1,400,000	<i>Future Years Cost</i>		<i>Total Project Cost</i>		8,000,000	
BROWARD CO ITS ITS MAINTENANCE - FM# 4067955 (TIP#)							*SIS*	
Type of Work: ITS FREEWAY MANAGEMENT							Length: .000	
Project Type: State Managed							Lead Agency: MANAGED BY FDOT	
							LRTP#: Pg 202	
MSC	D	0	0	0	0	1,800,000	1,800,000	
Total		0	0	0	0	1,800,000	1,800,000	
<i>Prior Years Cost</i>			<i>Future Years Cost</i>		7,200,000	<i>Total Project Cost</i>		9,000,000

Phase	Fund Source	2015	2016	2017	2018	2019	Total
BROWARD CO SERVICE DEVELOPMENT; OPERATING FOR PREMIUN CORRIDORS - FM# 4350271 (TIP#)							
Type of Work: OPERATING FOR FIXED ROUTE							
Project Type: State Managed							
BCT SERVICE DEVELOPMENT OPERATING ASSISTANCE FOR PREMIUM CORRIDORS AS DETARMINED BY BCT'S TDP AND MPO'S LRTP							
					Length: .000	*Non-SIS*	
					Lead Agency: MANAGED BY BROWARD COUNTY		
					LRTP#: Pg 224		
MSC	DDR	500,000	0	0	0	0	500,000
Total		500,000	0	0	0	0	500,000
<i>Prior Years Cost</i>			<i>Future Years Cost</i>			<i>Total Project Cost</i>	500,000
BROWARD CO/JPA - FM# 2280472 (TIP#)							
Type of Work: TRAFFIC CONTROL DEVICES/SYSTEM							
Project Type: State Managed							
INSTALL TRAFFIC DEVICES W/ BROWARD COUNTY							
					Lead Agency: FDOT	*Non-SIS*	
					LRTP#: Pg202		
CST	DDR	25,000	25,000	0	0	0	50,000
Total		25,000	25,000	0	0	0	50,000
<i>Prior Years Cost</i>		75,155	<i>Future Years Cost</i>			<i>Total Project Cost</i>	125,155
BROWARD CO/SR-5 - FM# 2335701 (TIP#)							
Type of Work: ROUTINE MAINTENANCE							
Project Type: State Managed							
Roadway Preservation Program							
					Lead Agency: FDOT	*Non-SIS*	
					LRTP#: Page 224		
MSC	D	110,000	110,000	0	0	0	220,000
Total		110,000	110,000	0	0	0	220,000
<i>Prior Years Cost</i>		1,437,814	<i>Future Years Cost</i>			<i>Total Project Cost</i>	1,657,814
BROWARD COUNTY - FM# 2342177 (TIP#)							
Type of Work: ROUTINE MAINTENANCE							
Project Type: State Managed							
Roadway Preservation Program							
					Lead Agency: FDOT	*SIS*	
					LRTP#: Page 224		
MSC	D	60,000	0	0	0	0	60,000
Total		60,000	0	0	0	0	60,000
<i>Prior Years Cost</i>		60,000	<i>Future Years Cost</i>			<i>Total Project Cost</i>	120,000

Phase	Fund Source	2015	2016	2017	2018	2019	Total
BROWARD COUNTY - FM# 2339335 (TIP#)							*Non-SIS*
Type of Work: ROUTINE MAINTENANCE					Lead Agency: FDOT		
Project Type: State Managed					LRTP#: Page 224		
Roadway Preservation Program							
MSC	D	375,000	375,000	375,000	0	0	1,125,000
Total		375,000	375,000	375,000	0	0	1,125,000
<i>Prior Years Cost</i>			<i>Future Years Cost</i>		<i>Total Project Cost</i>		1,125,000
BROWARD COUNTY - FM# 4085276 (TIP#)							*Non-SIS*
Type of Work: SIGNING/PAVEMENT MARKINGS					Lead Agency: FDOT		
Project Type: State Managed					LRTP#: Pg223		
ADA RETROFITS SIGNING/ PAVEMENT MARKINGS							
CST	DIH	9,346	0	0	0	0	9,346
CST	DDR	600,000	0	0	0	0	600,000
Total		609,346	0	0	0	0	609,346
<i>Prior Years Cost</i>			<i>Future Years Cost</i>		<i>Total Project Cost</i>		609,346
BROWARD COUNTY - FM# 4283332 (TIP#)							*Non-SIS*
Type of Work: ROUTINE MAINTENANCE					Lead Agency: FDOT		
Project Type: State Managed					LRTP#: Page 224		
Roadway Preservation Program							
MSC	D	130,000	130,000	0	0	0	260,000
Total		130,000	130,000	0	0	0	260,000
<i>Prior Years Cost</i>			<i>Future Years Cost</i>		<i>Total Project Cost</i>		260,000
BROWARD COUNTY - FM# 2339307 (TIP#)							*Non-SIS*
Type of Work: ROUTINE MAINTENANCE					Lead Agency: FDOT		
Project Type: State Managed					LRTP#: Page 224		
Roadway Preservation Program							
MSC	D	0	50,000	0	0	0	50,000
Total		0	50,000	0	0	0	50,000
<i>Prior Years Cost</i>			<i>Future Years Cost</i>		<i>Total Project Cost</i>		50,000

Phase	Fund Source	2015	2016	2017	2018	2019	Total	
BROWARD COUNTY - FM# 2339197 (TIP#)							*Non-SIS*	
Type of Work: ROUTINE MAINTENANCE							Lead Agency: FDOT	
Project Type: State Managed							LRTP#: Page 224	
Roadway Preservation Program								
MSC	D	0	50,000	0	0	0	50,000	
Total		0	50,000	0	0	0	50,000	
<i>Prior Years Cost</i>		<i>Future Years Cost</i>		<i>Total Project Cost</i>			50,000	
BROWARD COUNTY - FM# 4085277 (TIP#)							*Non-SIS*	
Type of Work: SIGNING/PAVEMENT MARKINGS							Lead Agency: FDOT	
Project Type: State Managed							LRTP#: Pg223	
PAVEMENT MARKING								
CST	DIH	0	0	9,277	0	0	9,277	
CST	DDR	0	0	600,000	0	0	600,000	
Total		0	0	609,277	0	0	609,277	
<i>Prior Years Cost</i>		<i>Future Years Cost</i>		<i>Total Project Cost</i>			609,277	
BROWARD COUNTY - FM# 2339336 (TIP#)							*Non-SIS*	
Type of Work: ROUTINE MAINTENANCE							Lead Agency: FDOT	
Project Type: State Managed							LRTP#: Page 224	
Roadway Preservation Program								
MSC	D	0	0	0	400,000	400,000	800,000	
Total		0	0	0	400,000	400,000	800,000	
<i>Prior Years Cost</i>		<i>Future Years Cost</i>		<i>Total Project Cost</i>			800,000	
BROWARD COUNTY - FM# 4130847 (TIP#)							*Non-SIS*	
Type of Work: ROUTINE MAINTENANCE							Lead Agency: FDOT	
Project Type: State Managed							LRTP#: Page 224	
Roadway Preservation Program								
MSC	D	0	200,000	0	0	0	200,000	
Total		0	200,000	0	0	0	200,000	
<i>Prior Years Cost</i>		<i>Future Years Cost</i>		<i>Total Project Cost</i>			200,000	

Phase	Fund Source	2015	2016	2017	2018	2019	Total
BROWARD COUNTY - FM# 4242664 (TIP#)							*Non-SIS*
Type of Work: ROUTINE MAINTENANCE					Lead Agency: FDOT		
Project Type: State Managed					LRTP#: Page 224		
Roadway Preservation Program							
MSC	D	100,000	0	0	0	0	100,000
Total		100,000	0	0	0	0	100,000
<i>Prior Years Cost</i>			<i>Future Years Cost</i>		<i>Total Project Cost</i>		100,000
BROWARD COUNTY - FM# 2317235 (TIP#)							*SIS*
Type of Work: SERVICE PATROL/FHP					Lead Agency: FDOT		
Project Type: State Managed					LRTP#: PAGE 224		
MSC	TM02	0	804,000	804,000	804,000	804,000	3,216,000
MSC	DDR	0	3,559,511	4,827,945	4,795,464	5,144,000	18,326,920
MSC	D	0	284,489	316,055	348,536	381,960	1,331,040
Total		0	4,648,000	5,948,000	5,948,000	6,329,960	22,873,960
<i>Prior Years Cost</i>			<i>Future Years Cost</i>		<i>Total Project Cost</i>		29,625,960
BROWARD COUNTY - FM# 2339135 (TIP#)							*Non-SIS*
Type of Work: ROUTINE MAINTENANCE					Lead Agency: FDOT		
Project Type: State Managed					LRTP#: Page 224		
Roadway Preservation Program							
MSC	D	0	0	350,000	350,000	350,000	1,050,000
Total		0	0	350,000	350,000	350,000	1,050,000
<i>Prior Years Cost</i>			<i>Future Years Cost</i>		<i>Total Project Cost</i>		1,050,000
BROWARD COUNTY - FM# 4051181 (TIP#)							*Non-SIS*
Type of Work: ROUTINE MAINTENANCE					Lead Agency: FDOT		
Project Type: State Managed					LRTP#: Page 224		
Roadway Preservation Program							
MSC	DDR	2,096,246	2,160,075	2,224,900	2,291,646	0	8,772,867
Total		2,096,246	2,160,075	2,224,900	2,291,646	0	8,772,867
<i>Prior Years Cost</i>		18,277,171	<i>Future Years Cost</i>		<i>Total Project Cost</i>		27,050,038

Phase	Fund Source	2015	2016	2017	2018	2019	Total	
BROWARD COUNTY - FM# 4292812 (TIP#)							*Non-SIS*	
Type of Work: ROUTINE MAINTENANCE							Lead Agency: FDOT	
Project Type: State Managed							LRTP#: Page 224	
Roadway Preservation Program								
MSC	D	50,000	50,000	0	0	0	100,000	
Total		50,000	50,000	0	0	0	100,000	
<i>Prior Years Cost</i>		<i>50,000</i>	<i>Future Years Cost</i>		<i>Total Project Cost</i>		<i>150,000</i>	
BROWARD COUNTY - FM# 2282598 (TIP#)							*Non-SIS*	
Type of Work: TRAFFIC CONTROL DEVICES/SYSTEM							Lead Agency: FDOT	
Project Type: State Managed							LRTP#: Pg202	
PUSH BUTTON CONTRACT TRAFFIC SIGNAL CONSTRUCTION								
CST	DIH	0	36,055	0	0	0	36,055	
CST	DDR	0	1,000,000	0	0	0	1,000,000	
Total		0	1,036,055	0	0	0	1,036,055	
<i>Prior Years Cost</i>			<i>Future Years Cost</i>		<i>Total Project Cost</i>		<i>1,036,055</i>	
BROWARD COUNTY - FM# 4242665 (TIP#)							*Non-SIS*	
Type of Work: ROUTINE MAINTENANCE							Lead Agency: FDOT	
Project Type: State Managed							LRTP#: Page 224	
Roadway Preservation Program								
MSC	D	0	0	100,000	0	0	100,000	
Total		0	0	100,000	0	0	100,000	
<i>Prior Years Cost</i>			<i>Future Years Cost</i>		<i>Total Project Cost</i>		<i>100,000</i>	
BROWARD COUNTY - FM# 4280732 (TIP#)							*Non-SIS*	
Type of Work: ROUTINE MAINTENANCE							Lead Agency: FDOT	
Project Type: State Managed							LRTP#: Page 224	
Roadway Preservation Program								
MSC	D	50,000	50,000	0	0	0	100,000	
Total		50,000	50,000	0	0	0	100,000	
<i>Prior Years Cost</i>		<i>50,000</i>	<i>Future Years Cost</i>		<i>Total Project Cost</i>		<i>150,000</i>	

Phase	Fund Source	2015	2016	2017	2018	2019	Total
BROWARD COUNTY - FM# 4203214 (TIP#)							*Non-SIS*
Type of Work: ROUTINE MAINTENANCE					Lead Agency: FDOT		
Project Type: State Managed					LRTP#: Page 224		
Roadway Preservation Program							
MSC	D	0	0	300,000	300,000	300,000	900,000
Total		0	0	300,000	300,000	300,000	900,000
<i>Prior Years Cost</i>			<i>Future Years Cost</i>		<i>Total Project Cost</i>		900,000
BROWARD COUNTY - FM# 2339297 (TIP#)							*Non-SIS*
Type of Work: ROUTINE MAINTENANCE					Lead Agency: FDOT		
Project Type: State Managed					LRTP#: Page 224		
Roadway Preservation Program							
MSC	D	100,000	100,000	100,000	100,000	100,000	500,000
Total		100,000	100,000	100,000	100,000	100,000	500,000
<i>Prior Years Cost</i>		100,000	<i>Future Years Cost</i>		<i>Total Project Cost</i>		600,000
BROWARD COUNTY - FM# 2282479 (TIP#)							*Non-SIS*
Type of Work: SIGNING/PAVEMENT MARKINGS					Lead Agency: FDOT		
Project Type: State Managed					LRTP#: Pg223		
CONTRACT PAVEMENT MARKING & SIGNING							
SIGNING/PAVEMENT MARKINGS							
CST	DIH	0	36,055	0	0	0	36,055
CST	DDR	0	407,692	0	0	0	407,692
Total		0	443,747	0	0	0	443,747
<i>Prior Years Cost</i>			<i>Future Years Cost</i>		<i>Total Project Cost</i>		443,747
BROWARD COUNTY - FM# 4292491 (TIP#)							*Non-SIS*
Type of Work: MISCELLANEOUS CONSTRUCTION					Lead Agency: FDOT		
Project Type: State Managed					LRTP#: Pg223		
PUSH BUTTON CONTRACT TRAFFIC OPS - ROADWAY							
CST	DS	0	1,000,000	0	0	0	1,000,000
CST	DIH	0	36,055	0	0	0	36,055
Total		0	1,036,055	0	0	0	1,036,055
<i>Prior Years Cost</i>			<i>Future Years Cost</i>		<i>Total Project Cost</i>		1,036,055

Phase	Fund Source	2015	2016	2017	2018	2019	Total
BROWARD COUNTY - FM# 4062677 (TIP#)							*SIS*
Type of Work: ROUTINE MAINTENANCE					Lead Agency: FDOT		
Project Type: State Managed					LRTP#: Page 224		
Roadway Preservation Program							
MSC	D	0	0	50,000	50,000	50,000	150,000
Total		0	0	50,000	50,000	50,000	150,000
<i>Prior Years Cost</i>			<i>Future Years Cost</i>		<i>Total Project Cost</i>		150,000
BROWARD COUNTY - FM# 4032916 (TIP#)							*SIS*
Type of Work: ROUTINE MAINTENANCE					Lead Agency: FDOT		
Project Type: State Managed					LRTP#: Page 224		
Roadway Preservation Program							
MSC	D	250,000	0	0	0	0	250,000
Total		250,000	0	0	0	0	250,000
<i>Prior Years Cost</i>			<i>Future Years Cost</i>		<i>Total Project Cost</i>		250,000
BROWARD COUNTY - FM# 4280733 (TIP#)							*Non-SIS*
Type of Work: ROUTINE MAINTENANCE					Lead Agency: FDOT		
Project Type: State Managed					LRTP#: Page 224		
Roadway Preservation Program							
MSC	D	0	0	50,000	50,000	50,000	150,000
Total		0	0	50,000	50,000	50,000	150,000
<i>Prior Years Cost</i>			<i>Future Years Cost</i>		<i>Total Project Cost</i>		150,000
BROWARD COUNTY - FM# 2339328 (TIP#)							*Non-SIS*
Type of Work: ROUTINE MAINTENANCE					Lead Agency: FDOT		
Project Type: State Managed					LRTP#: Page 224		
Roadway Preservation Program							
MSC	D	200,000	200,000	0	0	0	400,000
Total		200,000	200,000	0	0	0	400,000
<i>Prior Years Cost</i>			<i>Future Years Cost</i>		<i>Total Project Cost</i>		400,000

Phase	Fund Source	2015	2016	2017	2018	2019	Total	
BROWARD COUNTY - FM# 2339356 (TIP#)							*Non-SIS*	
Type of Work: ROUTINE MAINTENANCE							Lead Agency: FDOT	
Project Type: State Managed							LRTP#: Page 224	
Roadway Preservation Program								
MSC	D	50,000	50,000	50,000	0	0	150,000	
Total		50,000	50,000	50,000	0	0	150,000	
<i>Prior Years Cost</i>		<i>Future Years Cost</i>		<i>Total Project Cost</i>		<i>150,000</i>		
BROWARD COUNTY - FM# 4070915 (TIP#)							*SIS*	
Type of Work: ROUTINE MAINTENANCE							Lead Agency: FDOT	
Project Type: State Managed							LRTP#: Page 224	
Roadway Preservation Program								
MSC	D	350,000	350,000	0	0	0	700,000	
Total		350,000	350,000	0	0	0	700,000	
<i>Prior Years Cost</i>		<i>440,000</i>	<i>Future Years Cost</i>	<i>Total Project Cost</i>		<i>1,140,000</i>		
BROWARD COUNTY - FM# 4062676 (TIP#)							*SIS*	
Type of Work: ROUTINE MAINTENANCE							Lead Agency: FDOT	
Project Type: State Managed							LRTP#: Page 224	
Roadway Preservation Program								
MSC	D	50,000	50,000	0	0	0	100,000	
Total		50,000	50,000	0	0	0	100,000	
<i>Prior Years Cost</i>		<i>50,000</i>	<i>Future Years Cost</i>	<i>Total Project Cost</i>		<i>150,000</i>		
BROWARD COUNTY - FM# 2317234 (TIP#)							*SIS*	
Type of Work: SERVICE PATROL/FHP							Lead Agency: FDOT	
Project Type: State Managed							LRTP#: PAGE 224	
MSC	TM02	804,000	0	0	0	0	804,000	
MSC	DDR	3,590,188	0	0	0	0	3,590,188	
MSC	D	253,812	0	0	0	0	253,812	
Total		4,648,000	0	0	0	0	4,648,000	
<i>Prior Years Cost</i>		<i>3,348,000</i>	<i>Future Years Cost</i>	<i>Total Project Cost</i>		<i>7,996,000</i>		

Phase	Fund Source	2015	2016	2017	2018	2019	Total	
BROWARD COUNTY - FM# 4130836 (TIP#)							*SIS*	
Type of Work: ROUTINE MAINTENANCE							Lead Agency: FDOT	
Project Type: State Managed							L RTP#: Page 224	
Roadway Preservation Program								
MSC	D	0	150,000	0	0	0	150,000	
Total		0	150,000	0	0	0	150,000	
<i>Prior Years Cost</i>		<i>Future Years Cost</i>		<i>Total Project Cost</i>		<i>150,000</i>		
BROWARD COUNTY - FM# 4203213 (TIP#)							*Non-SIS*	
Type of Work: ROUTINE MAINTENANCE							Lead Agency: FDOT	
Project Type: State Managed							L RTP#: Page 224	
Roadway Preservation Program								
MSC	D	300,000	300,000	0	0	0	600,000	
Total		300,000	300,000	0	0	0	600,000	
<i>Prior Years Cost</i>		<i>250,000</i>	<i>Future Years Cost</i>		<i>Total Project Cost</i>		<i>850,000</i>	
BROWARD COUNTY - FM# 2280563 (TIP#)							*Non-SIS*	
Type of Work: TRAFFIC CONTROL DEVICES/SYSTEM							Lead Agency: FDOT	
Project Type: State Managed							L RTP#: Pg223	
COMPUTER SIGNALS OPERATIONS								
TRAFFIC CONTROL DEVICES/SYSTEM								
CST	SU	901,000	0	0	0	0	901,000	
Total		901,000	0	0	0	0	901,000	
<i>Prior Years Cost</i>		<i>3,194,000</i>	<i>Future Years Cost</i>		<i>Total Project Cost</i>		<i>4,095,000</i>	
BROWARD COUNTY - FM# 4283333 (TIP#)							*Non-SIS*	
Type of Work: ROUTINE MAINTENANCE							Lead Agency: FDOT	
Project Type: State Managed							L RTP#: Page 224	
Roadway Preservation Program								
MSC	D	0	0	130,000	130,000	130,000	390,000	
Total		0	0	130,000	130,000	130,000	390,000	
<i>Prior Years Cost</i>		<i>Future Years Cost</i>		<i>Total Project Cost</i>		<i>390,000</i>		

Phase	Fund Source	2015	2016	2017	2018	2019	Total	
BROWARD COUNTY - FM# 4281704 (TIP#)							*SIS*	
Type of Work: ROUTINE MAINTENANCE							Lead Agency: FDOT	
Project Type: State Managed							LRTP#: Page 224	
Roadway Preservation Program								
MSC	D	50,000	50,000	0	0	0	100,000	
Total		50,000	50,000	0	0	0	100,000	
<i>Prior Years Cost</i>		<i>Future Years Cost</i>		<i>Total Project Cost</i>			100,000	
BROWARD COUNTY - FM# 2339134 (TIP#)							*Non-SIS*	
Type of Work: ROUTINE MAINTENANCE							Lead Agency: FDOT	
Project Type: State Managed							LRTP#: Page 224	
Roadway Preservation Program								
MSC	D	350,000	350,000	0	0	0	700,000	
Total		350,000	350,000	0	0	0	700,000	
<i>Prior Years Cost</i>		<i>350,000</i>	<i>Future Years Cost</i>		<i>Total Project Cost</i>		1,050,000	
BROWARD COUNTY - ITS - FM# 4296861 (TIP#)							*Non-SIS*	
Type of Work: OTHER ITS							Lead Agency: FDOT	
Project Type: State Managed							LRTP#: PG202	
MSC	DDR	398,592	430,064	452,356	466,333	0	1,747,345	
Total		398,592	430,064	452,356	466,333	0	1,747,345	
<i>Prior Years Cost</i>		<i>Future Years Cost</i>		<i>Total Project Cost</i>			1,747,345	
BROWARD COUNTY ATMS MAINTENANCE - FM# 4296862 (TIP#)							*Non-SIS*	
Type of Work: OTHER ITS							Length: .000	
Project Type: State Managed							Lead Agency: MANAGED BY FDOT	
MSC	D	0	0	0	0	558,000	558,000	
Total		0	0	0	0	558,000	558,000	
<i>Prior Years Cost</i>		<i>Future Years Cost</i>		<i>Total Project Cost</i>			558,000	

Phase	Fund Source	2015	2016	2017	2018	2019	Total
BROWARD COUNTY GRAFFITI REMOVAL INTERSTATE - FM# 4065466 (TIP#)					Length: .000	*Non-SIS*	
Type of Work: ROUTINE MAINTENANCE					Lead Agency: MANAGED BY FDOT		
Project Type: State Managed					LRTP#: Pg 224		
MSC	D	25,000	25,000	0	0	0	50,000
Total		25,000	25,000	0	0	0	50,000
<i>Prior Years Cost</i>		<i>25,000</i>	<i>Future Years Cost</i>		<i>Total Project Cost</i>		<i>75,000</i>
BROWARD COUNTY GRAFFITI REMOVAL INTERSTATE - FM# 4065467 (TIP#)					Length: .000	*Non-SIS*	
Type of Work: ROUTINE MAINTENANCE					Lead Agency: MANAGED BY FDOT		
Project Type: State Managed					LRTP#: Pg 224		
MSC	D	0	0	25,000	25,000	25,000	75,000
Total		0	0	25,000	25,000	25,000	75,000
<i>Prior Years Cost</i>			<i>Future Years Cost</i>		<i>Total Project Cost</i>		<i>75,000</i>
BROWARD COUNTY GRAFFITI REMOVAL PRIMARY - FM# 4065476 (TIP#)					Length: .000	*Non-SIS*	
Type of Work: ROUTINE MAINTENANCE					Lead Agency: FDOT		
Project Type: State Managed					LRTP#: Page 224		
MSC	D	15,000	15,000	0	0	0	30,000
Total		15,000	15,000	0	0	0	30,000
<i>Prior Years Cost</i>		<i>15,000</i>	<i>Future Years Cost</i>		<i>Total Project Cost</i>		<i>45,000</i>
BROWARD COUNTY GRAFFITI REMOVAL PRIMARY - FM# 4065477 (TIP#)					Length: .000	*Non-SIS*	
Type of Work: ROUTINE MAINTENANCE					Lead Agency: MANAGED BY FDOT		
Project Type: State Managed					LRTP#: Pg 224		
MSC	D	0	0	20,000	20,000	20,000	60,000
Total		0	0	20,000	20,000	20,000	60,000
<i>Prior Years Cost</i>			<i>Future Years Cost</i>		<i>Total Project Cost</i>		<i>60,000</i>
BROWARD COUNTY GUARDRAIL & ATTENUATOR REPAIR - PRIMARY - FM# 4032907 (TIP#)					Length: .000	*Non-SIS*	
Type of Work: ROUTINE MAINTENANCE					Lead Agency: MANAGED BY FDOT		
Project Type: State Managed					LRTP#: Pg 224		
MSC	D	0	0	0	0	170,000	170,000
Total		0	0	0	0	170,000	170,000
<i>Prior Years Cost</i>			<i>Future Years Cost</i>		<i>Total Project Cost</i>		<i>170,000</i>

Phase	Fund Source	2015	2016	2017	2018	2019	Total
BROWARD COUNTY HOLLYWOOD GARDENS - FM# 4346791 (TIP#)					Length: 1.203 MI	*Non-SIS*	
Type of Work: SIDEWALK					Lead Agency: MANAGED BY FDOT		
Project Type: State Managed					L RTP#: Pg 35		
PE	SU	375,000	0	0	0	0	375,000
CST	SA	0	0	0	3,616,389	0	3,616,389
Total		375,000	0	0	3,616,389	0	3,991,389
<i>Prior Years Cost</i>			<i>Future Years Cost</i>		<i>Total Project Cost</i>		3,991,389
BROWARD COUNTY INSTALL HANDRAILS - FM# 2339357 (TIP#)					Length: .000	*Non-SIS*	
Type of Work: ROUTINE MAINTENANCE					Lead Agency: FDOT		
Project Type: State Managed					L RTP#: Page 224		
Roadway Preservation Program							
MSC	D	0	0	0	50,000	50,000	100,000
Total		0	0	0	50,000	50,000	100,000
<i>Prior Years Cost</i>			<i>Future Years Cost</i>		<i>Total Project Cost</i>		100,000
BROWARD COUNTY JPA - FM# 4278012 (TIP#)					Lead Agency: FDOT	*Non-SIS*	
Type of Work: TRAFFIC SIGNALS					L RTP#: PAGE 202		
Project Type: State Managed							
MSC	DDR	0	1,450,000	1,493,600	1,538,400	1,584,600	6,066,600
Total		0	1,450,000	1,493,600	1,538,400	1,584,600	6,066,600
<i>Prior Years Cost</i>			<i>Future Years Cost</i>		<i>Total Project Cost</i>		6,066,600
BROWARD COUNTY JPA - FM# 4278011 (TIP#)					Lead Agency: FDOT	*Non-SIS*	
Type of Work: TRAFFIC SIGNALS					L RTP#: PAGE 202		
Project Type: State Managed							
MSC	DDR	1,407,800	0	0	0	0	1,407,800
MSC	DITS	23,908	0	0	0	0	23,908
MSC	DS	13,275	0	0	0	0	13,275
Total		1,444,983	0	0	0	0	1,444,983
<i>Prior Years Cost</i>		5,212,254	<i>Future Years Cost</i>		<i>Total Project Cost</i>		6,657,237

Phase	Fund Source	2015	2016	2017	2018	2019	Total
BROWARD COUNTY PAVEMENT MARKINGS & SIGNING - FM# 4347111 (TIP#)					Length: .000	*Non-SIS*	
Type of Work: SIGNING/PAVEMENT MARKINGS					Lead Agency: MANAGED BY FDOT		
Project Type: State Managed					LRTP#: Pg 223		
CST	DIH	0	0	0	33,660	0	33,660
CST	DDR	0	0	0	420,001	0	420,001
Total		0	0	0	453,661	0	453,661
<i>Prior Years Cost</i>		<i>Future Years Cost</i>		<i>Total Project Cost</i>		453,661	
BROWARD COUNTY PAVEMENT STRIPING INTERSTATE - FM# 4281705 (TIP#)					Length: .000	*Non-SIS*	
Type of Work: ROUTINE MAINTENANCE					Lead Agency: MANAGED BY FDOT		
Project Type: State Managed					LRTP#: Pg 224		
MSC	D	0	0	50,000	50,000	0	100,000
Total		0	0	50,000	50,000	0	100,000
<i>Prior Years Cost</i>		<i>Future Years Cost</i>		<i>Total Project Cost</i>		100,000	
BROWARD COUNTY PAVEMENT STRIPING PRIMARY ROADS - FM# 4346821 (TIP#)					Length: .000	*Non-SIS*	
Type of Work: ROUTINE MAINTENANCE					Lead Agency: MANAGED BY FDOT		
Project Type: State Managed					LRTP#: Pg 224		
MSC	D	0	0	0	0	200,000	200,000
Total		0	0	0	0	200,000	200,000
<i>Prior Years Cost</i>		<i>Future Years Cost</i>		<i>Total Project Cost</i>		200,000	
BROWARD COUNTY PAVEMENT STRIPING PRIMARY ROADS - FM# 2339329 (TIP#)					Length: .000	*Non-SIS*	
Type of Work: ROUTINE MAINTENANCE					Lead Agency: FDOT		
Project Type: State Managed					LRTP#: Page 224		
Roadway Preservation Program							
MSC	D	0	0	200,000	200,000	0	400,000
Total		0	0	200,000	200,000	0	400,000
<i>Prior Years Cost</i>		<i>Future Years Cost</i>		<i>Total Project Cost</i>		400,000	

Phase	Fund Source	2015	2016	2017	2018	2019	Total
BROWARD COUNTY PRIMARY ROAD CONCRETE WORK - FM# 2339298 (TIP#)					Length: .000	*Non-SIS*	
Type of Work: ROUTINE MAINTENANCE					Lead Agency: MANAGED BY FDOT		
Project Type: State Managed					LRTP#: Pg 224		
MSC	D	0	0	0	0	100,000	100,000
Total		0	0	0	0	100,000	100,000
<i>Prior Years Cost</i>			<i>Future Years Cost</i>		<i>Total Project Cost</i>		<i>100,000</i>
BROWARD COUNTY PRIMARY SOD FURNISHING & INSTALLATION - FM# 4292813 (TIP#)					Length: .000	*Non-SIS*	
Type of Work: ROUTINE MAINTENANCE					Lead Agency: FDOT		
Project Type: State Managed					LRTP#: Page 224		
Roadway Preservation Program							
MSC	D	0	0	50,000	50,000	50,000	150,000
Total		0	0	50,000	50,000	50,000	150,000
<i>Prior Years Cost</i>			<i>Future Years Cost</i>		<i>Total Project Cost</i>		<i>150,000</i>
BROWARD COUNTY PRIMARY THERMOPLASTIC STRIPING - FM# 4292794 (TIP#)					Length: .000	*Non-SIS*	
Type of Work: SIGNING/PAVEMENT MARKINGS					Lead Agency: FDOT		
Project Type: State Managed					LRTP#: PG223		
CST	DIH	0	0	15,506	0	0	15,506
CST	DDR	0	0	300,000	0	0	300,000
Total		0	0	315,506	0	0	315,506
<i>Prior Years Cost</i>			<i>Future Years Cost</i>		<i>Total Project Cost</i>		<i>315,506</i>
BROWARD COUNTY PRIMARY THERMOPLASTIC STRIPING - FM# 4292793 (TIP#)					Length: .000	*Non-SIS*	
Type of Work: SIGNING/PAVEMENT MARKINGS					Lead Agency: FDOT		
Project Type: State Managed					LRTP#: PG223		
CST	DIH	0	13,780	0	0	0	13,780
CST	DDR	0	300,000	0	0	0	300,000
Total		0	313,780	0	0	0	313,780
<i>Prior Years Cost</i>			<i>Future Years Cost</i>		<i>Total Project Cost</i>		<i>313,780</i>

Phase	Fund Source	2015	2016	2017	2018	2019	Total
BROWARD COUNTY PRIMARY THERMOPLASTIC STRIPING - FM# 4292792 (TIP#)					Length: .000	*Non-SIS*	
Type of Work: SIGNING/PAVEMENT MARKINGS					Lead Agency: FDOT		
Project Type: State Managed					L RTP#: PG223		
CST	DIH	13,390	0	0	0	0	13,390
CST	DDR	300,000	0	0	0	0	300,000
Total		313,390	0	0	0	0	313,390
<i>Prior Years Cost</i>		<i>Future Years Cost</i>		<i>Total Project Cost</i>			313,390
BROWARD COUNTY PRIMARY THERMOPLASTIC STRIPING - FM# 4292796 (TIP#)					Length: .000	*Non-SIS*	
Type of Work: SIGNING/PAVEMENT MARKINGS					Lead Agency: MANAGED BY FDOT		
Project Type: State Managed					L RTP#: Pg 223		
CST	DIH	0	0	0	0	15,015	15,015
CST	DDR	0	0	0	0	300,000	300,000
Total		0	0	0	0	315,015	315,015
<i>Prior Years Cost</i>		<i>Future Years Cost</i>		<i>Total Project Cost</i>			315,015
BROWARD COUNTY PRIMARY THERMOPLASTIC STRIPING - FM# 4292795 (TIP#)					Length: .000	*Non-SIS*	
Type of Work: SIGNING/PAVEMENT MARKINGS					Lead Agency: MANAGED BY FDOT		
Project Type: State Managed					L RTP#: Pg 223		
CST	DIH	0	0	0	14,586	0	14,586
CST	DDR	0	0	0	299,999	0	299,999
Total		0	0	0	314,585	0	314,585
<i>Prior Years Cost</i>		<i>Future Years Cost</i>		<i>Total Project Cost</i>			314,585
BROWARD COUNTY PUSH BUTTON CONTRACT TRAFFIC OPS - ROADWAY - FM# 4292492 (TIP#)					Length: .000	*Non-SIS*	
Type of Work: MISCELLANEOUS CONSTRUCTION					Lead Agency: FDOT		
Project Type: State Managed					L RTP#: PG202		
CST	DIH	0	0	0	131,000	0	131,000
CST	DDR	0	0	0	1,000,000	0	1,000,000
Total		0	0	0	1,131,000	0	1,131,000
<i>Prior Years Cost</i>		<i>Future Years Cost</i>		<i>Total Project Cost</i>			1,131,000

Phase	Fund Source	2015	2016	2017	2018	2019	Total
BROWARD COUNTY PUSH BUTTON CONTRACT TRAFFIC SIGNAL CONST - FM# 2282599 (TIP#)					Length: .000	*Non-SIS*	
Type of Work: TRAFFIC CONTROL DEVICES/SYSTEM					Lead Agency: FDOT		
Project Type: State Managed					L RTP#: PG202		
CST	DIH	0	0	0	89,474	0	89,474
CST	DDR	0	0	0	1,000,000	0	1,000,000
Total		0	0	0	1,089,474	0	1,089,474
<i>Prior Years Cost</i>			<i>Future Years Cost</i>		<i>Total Project Cost</i>		1,089,474
BROWARD COUNTY REFLECTIVE PAVEMENT MARKERS PRIMARY - FM# 4130848 (TIP#)					Length: .000	*Non-SIS*	
Type of Work: ROUTINE MAINTENANCE					Lead Agency: FDOT		
Project Type: State Managed					L RTP#: Page 224		
Roadway Preservation Program							
MSC	D	0	0	0	200,000	0	200,000
Total		0	0	0	200,000	0	200,000
<i>Prior Years Cost</i>			<i>Future Years Cost</i>		<i>Total Project Cost</i>		200,000
BROWARD COUNTY RESERVE BOX FOR CORRIDOR PROJECTS - FM# 4352061 (TIP#)					Length: .000	*Non-SIS*	
Type of Work: FUNDING ACTION					Lead Agency: MANAGED BY FDOT		
Project Type: State Managed							
PE	DDR	0	93,504	397,398	5,623,222	58,248	6,172,372
PE	DS	0	266,143	1,634,007	4,554,289	357,938	6,812,377
CST	DS	0	0	1,521,244	1,189,688	0	2,710,932
CST	DDR	0	0	1,448,609	0	2,164,928	3,613,537
PE	SA	0	0	0	0	5,689,998	5,689,998
CST	CM	0	0	0	0	1,581,855	1,581,855
Total		0	359,647	5,001,258	11,367,199	9,852,967	26,581,071
<i>Prior Years Cost</i>			<i>Future Years Cost</i>		<i>Total Project Cost</i>		26,581,071
BROWARD COUNTY SCHOOL ZONE FLASHER MAINTENANCE JPA - FM# 2280473 (TIP#)					Length: .000	*Non-SIS*	
Type of Work: TRAFFIC CONTROL DEVICES/SYSTEM					Lead Agency: BROWARD CO BOARD OF COUNTY		
Project Type: State Managed					L RTP#: PG202		
CST	DDR	0	0	25,000	25,000	25,000	75,000
Total		0	0	25,000	25,000	25,000	75,000
<i>Prior Years Cost</i>			<i>Future Years Cost</i>		<i>Total Project Cost</i>		75,000

Phase	Fund Source	2015	2016	2017	2018	2019	Total
BROWARD COUNTY SCHOOL ZONE IMPROVEMENTS AT VARIOUS LOCATIONS - FM# 4328661 (TIP#)					Length: .000	*Non-SIS*	
Type of Work: PEDESTRIAN SAFETY IMPROVEMENT					Lead Agency: FDOT		
Project Type: State Managed					LRTP#: PG224		
CST	TCSP	89,000	0	0	0	0	89,000
CST	LF	2,400,000	0	0	0	0	2,400,000
Total		2,489,000	0	0	0	0	2,489,000
<i>Prior Years Cost</i>		<i>6,137</i>	<i>Future Years Cost</i>		<i>Total Project Cost</i>		<i>2,495,137</i>
BROWARD COUNTY SHOULDER REPAIR/REDRESS PRIMARY - FM# 4242666 (TIP#)					Length: .000	*Non-SIS*	
Type of Work: ROUTINE MAINTENANCE					Lead Agency: FDOT		
Project Type: State Managed					LRTP#: Page 224		
Roadway Preservation Program							
MSC	D	0	0	0	0	100,000	100,000
Total		0	0	0	0	100,000	100,000
<i>Prior Years Cost</i>			<i>Future Years Cost</i>		<i>Total Project Cost</i>		<i>100,000</i>
BROWARD COUNTY SIGN REPLACEMENT PRIMARY - FM# 2339308 (TIP#)					Length: .000	*Non-SIS*	
Type of Work: ROUTINE MAINTENANCE					Lead Agency: FDOT		
Project Type: State Managed					LRTP#: Page 224		
Roadway Preservation Program							
MSC	D	0	0	0	50,000	0	50,000
Total		0	0	0	50,000	0	50,000
<i>Prior Years Cost</i>			<i>Future Years Cost</i>		<i>Total Project Cost</i>		<i>50,000</i>
BROWARD COUNTY STATE PRIMARY MAINTENANCE OF TRAFFIC - FM# 2339198 (TIP#)					Length: .000	*Non-SIS*	
Type of Work: ROUTINE MAINTENANCE					Lead Agency: FDOT		
Project Type: State Managed					LRTP#: Page 224		
Roadway Preservation Program							
MSC	D	0	0	0	50,000	0	50,000
Total		0	0	0	50,000	0	50,000
<i>Prior Years Cost</i>			<i>Future Years Cost</i>		<i>Total Project Cost</i>		<i>50,000</i>

Phase	Fund Source	2015	2016	2017	2018	2019	Total
BROWARD COUNTY TRANSPORTATION SYSTEM PLAN PHASE 2 - FM# 4334261 (TIP#)					Length: .000	*Non-SIS*	
Type of Work: CORRIDOR/SUBAREA PLANNING					Lead Agency: FDOT		
Project Type: State Managed					LRTP#: PG224		
OPS	SU	1,500,000	0	0	0	0	1,500,000
MSC	FTAT	1,500,000	0	0	0	0	1,500,000
Total		3,000,000	0	0	0	0	3,000,000
<i>Prior Years Cost</i>			<i>Future Years Cost</i>		<i>Total Project Cost</i>		3,000,000
BROWARD COUNTY WETLAND MITIGATION RESERVE - FM# 4327821 (TIP#)					Length: .000	*Non-SIS*	
Type of Work: FUNDING ACTION					Lead Agency: MANAGED BY FDOT		
Project Type: State Managed							
MSC	DDR	0	358,186	0	0	0	358,186
Total		0	358,186	0	0	0	358,186
<i>Prior Years Cost</i>			<i>Future Years Cost</i>		<i>Total Project Cost</i>		358,186
BROWARD COUNTYWIDE MOBILITY HUBS VARIOUS LOCATIONS ON SHS - FM# 4357811 (TIP#)					Length: 17.681 MI	*Non-SIS*	*RSP*
Type of Work: INTERMODAL HUB CAPACITY					Lead Agency: MANAGED BY FDOT		
Project Type: State Managed					LRTP#: Pg 224		
BROWARD BLVD @ SR-7; OAKLAND PARK BLVD @ SR-7; HOLLYWOOD/PINES BLVD @ SR-7; HOLLYWOOD/PINES BLVD @ AT UNIVERSITY DRIVE; US-1 @ HALLANDALE BEACH BLVD; US-1 @ SAMPLE RD (WEST SIDE ONLY)							
PE	DIH	5,000	0	0	0	0	5,000
PE	DS	1,500,000	0	0	0	0	1,500,000
Total		1,505,000	0	0	0	0	1,505,000
<i>Prior Years Cost</i>			<i>Future Years Cost</i>		<i>Total Project Cost</i>		1,505,000
BROWARD INTERSTATE - FM# 4036487 (TIP#)						*SIS*	
Type of Work: ROUTINE MAINTENANCE					Lead Agency: FDOT		
Project Type: State Managed					LRTP#: Page 224		
Roadway Preservation Program							
MSC	D	300,000	0	0	0	0	300,000
Total		300,000	0	0	0	0	300,000
<i>Prior Years Cost</i>			<i>Future Years Cost</i>		<i>Total Project Cost</i>		300,000

Phase	Fund Source	2015	2016	2017	2018	2019	Total
BROWARD ITS FACILITY - FM# 4162571 (TIP#)						*SIS*	
Type of Work: ITS FREEWAY MANAGEMENT						Lead Agency: FDOT	
Project Type: State Managed						LRTP#: PG202	
ITS FACILITY O & M JPA							
ITS FREEWAY MANAGEMENT							
MSC	DDR	500,000	0	0	0	0	500,000
Total		500,000	0	0	0	0	500,000
<i>Prior Years Cost</i>		2,620,909	<i>Future Years Cost</i>		<i>Total Project Cost</i>		3,120,909
BROWARD ITS FACILITY O & M JPA - FM# 4162572 (TIP#)						*SIS*	
Type of Work: ITS FREEWAY MANAGEMENT						Length: .000	
Project Type: State Managed						Lead Agency: FDOT	
						LRTP#: PG203	
MSC	DDR	0	500,000	500,000	500,000	500,000	2,000,000
Total		0	500,000	500,000	500,000	500,000	2,000,000
<i>Prior Years Cost</i>			<i>Future Years Cost</i>		<i>Total Project Cost</i>		2,500,000
BROWARD MATERIALS LABORATORY - FM# 4325642 (TIP#)						*Non-SIS*	
Type of Work: FIXED CAPITAL OUTLAY						Length: .000	
Project Type: State Managed						Lead Agency: MANAGED BY FDOT	
						LRTP#: Pg 224	
MSC	D	2,000	0	0	0	0	2,000
Total		2,000	0	0	0	0	2,000
<i>Prior Years Cost</i>			<i>Future Years Cost</i>		<i>Total Project Cost</i>		2,000
BROWARD MOBILITY HOLLYWOOD - FM# 4346971 (TIP#)						*Non-SIS*	
Type of Work: BIKE LANE/SIDEWALK						Length: 7.152 MI	
Project Type: State Managed						Lead Agency: MANAGED BY FDOT	
						LRTP#: Pg 35	
2013 MPO PRIORITY #8 SW 56TH AVE FROM WASHINGTON STREET TO SR-848/STIRLING ROAD SW 62ND AVE FROM COUNTY LINE RD/SW 41ST ST TO JOHNSON ST.							
PE	SU	0	0	775,000	0	0	775,000
CST	SU	0	0	0	0	6,823,890	6,823,890
CST	SA	0	0	0	0	173,250	173,250
Total		0	0	775,000	0	6,997,140	7,772,140
<i>Prior Years Cost</i>			<i>Future Years Cost</i>		<i>Total Project Cost</i>		7,772,140

Phase	Fund Source	2015	2016	2017	2018	2019	Total
BROWARD MOBILITY HOLLYWOOD/HALLANDALE - FM# 4346901 (TIP#)					Length: 1.953 MI	*Non-SIS*	
Type of Work: BIKE LANE/SIDEWALK					Lead Agency: MANAGED BY FDOT		
Project Type: State Managed					LRTP#: Pg 35		
2013 MPO PRIORITY #8 S 14 AVE FROM SR-858/HALLANDALE BEACH BOULEVARD TO POLK ST. POLK ST. FROM S 14TH AVE. TO N 14TH AVE. N 14TH AVE. FROM POLK ST. TO ARTHUR ST. ARTHUR ST. FROM N 14TH AVE. TO N 14TH AVE. N 14TH AVE. FROM ARTHUR ST. TO HARDING ST.							
PE	SU	0	0	327,750	0	0	327,750
CST	SU	0	0	0	0	2,689,143	2,689,143
CST	SA	0	0	0	0	75,075	75,075
Total		0	0	327,750	0	2,764,218	3,091,968
		<i>Prior Years Cost</i>		<i>Future Years Cost</i>		<i>Total Project Cost</i>	
						3,091,968	
BROWARD MOBILITY PROJECT - POMPANO BEACH BIKE LANES - FM# 4346741 (TIP#)					Length: 2.793 MI	*Non-SIS*	
Type of Work: BIKE LANE/SIDEWALK					Lead Agency: MANAGED BY FDOT		
Project Type: State Managed					LRTP#: Pg 35		
PE	SU	0	0	197,500	0	0	197,500
CST	SU	0	0	0	0	1,481,499	1,481,499
CST	SA	0	0	0	0	34,650	34,650
Total		0	0	197,500	0	1,516,149	1,713,649
		<i>Prior Years Cost</i>		<i>Future Years Cost</i>		<i>Total Project Cost</i>	
						1,713,649	
BROWARD MOBILITY PROJECT - POMPANO BEACH SIDEWALKS - FM# 4346991 (TIP#)					Length: .000	*Non-SIS*	
Type of Work: SIDEWALK					Lead Agency: MANAGED BY FDOT		
Project Type: State Managed					LRTP#: Pg 35		
2013 MPO PRIORITY #7 SE 2 ST FROM SE 11 AVE TO SR-5/US-1 & NE 4 ST FROM NE 14 AVE TO SR-5/US-1							
PE	SU	0	0	110,133	0	0	110,133
CST	SU	0	0	0	0	625,376	625,376
CST	SA	0	0	0	0	23,100	23,100
Total		0	0	110,133	0	648,476	758,609
		<i>Prior Years Cost</i>		<i>Future Years Cost</i>		<i>Total Project Cost</i>	
						758,609	

Phase	Fund Source	2015	2016	2017	2018	2019	Total	
BROWARD NPDES - FM# 2335097 (TIP#)							*Non-SIS*	
Type of Work: ROUTINE MAINTENANCE							Lead Agency: FDOT	
Project Type: State Managed							LRTP#: Page 224	
Roadway Preservation Program								
MSC	D	90,127	136,172	220,000	0	0	446,299	
Total		90,127	136,172	220,000	0	0	446,299	
<i>Prior Years Cost</i>		<i>Future Years Cost</i>		<i>Total Project Cost</i>			446,299	
BROWARD NPDES - FM# 2335098 (TIP#)							*Non-SIS*	
Type of Work: PRELIMINARY ENGINEERING							Lead Agency: FDOT	
Project Type: State Managed							LRTP#: PAGE 224	
MSC	D	20,165	20,669	0	0	0	40,834	
Total		20,165	20,669	0	0	0	40,834	
<i>Prior Years Cost</i>		49,788	<i>Future Years Cost</i>	<i>Total Project Cost</i>			90,622	
BROWARD NPDES - FM# 2335096 (TIP#)							*Non-SIS*	
Type of Work: ROUTINE MAINTENANCE							Lead Agency: FDOT	
Project Type: State Managed							LRTP#: Page 224	
Roadway Preservation Program								
MSC	D	175,000	175,000	175,000	175,000	175,000	875,000	
Total		175,000	175,000	175,000	175,000	175,000	875,000	
<i>Prior Years Cost</i>		520,259	<i>Future Years Cost</i>	<i>Total Project Cost</i>			1,395,259	
BROWARD NPDES - FM# 2335099 (TIP#)							*Non-SIS*	
Type of Work: PRELIMINARY ENGINEERING							Lead Agency: FDOT	
Project Type: State Managed							LRTP#: PAGE 224	
MSC	D	0	0	21,186	21,716	21,716	64,618	
Total		0	0	21,186	21,716	21,716	64,618	
<i>Prior Years Cost</i>		<i>Future Years Cost</i>		<i>Total Project Cost</i>			64,618	

Phase	Fund Source	2015	2016	2017	2018	2019	Total
BROWARD NPDES SWEEPING PRIMARY - FM# 4326621 (TIP#)					Length: .000	*Non-SIS*	
Type of Work: ROUTINE MAINTENANCE					Lead Agency: FDOT		
Project Type: State Managed					LRTP#: Page 224		
Roadway Preservation Program							
MSC	D	0	0	0	175,000	175,000	350,000
Total		0	0	0	175,000	175,000	350,000
<i>Prior Years Cost</i>			<i>Future Years Cost</i>		<i>Total Project Cost</i>		350,000
BROWARD NPDES SWEEPING PRIMARY - FM# 4325961 (TIP#)					Length: .000	*Non-SIS*	
Type of Work: ROUTINE MAINTENANCE					Lead Agency: FDOT		
Project Type: State Managed					LRTP#: Page 224		
Roadway Preservation Program							
MSC	D	20,000	20,000	20,000	0	0	60,000
Total		20,000	20,000	20,000	0	0	60,000
<i>Prior Years Cost</i>			<i>Future Years Cost</i>		<i>Total Project Cost</i>		60,000
BROWARD NPDES SWEEPING PRIMARY - FM# 4325962 (TIP#)					Length: .000	*Non-SIS*	
Type of Work: ROUTINE MAINTENANCE					Lead Agency: FDOT		
Project Type: State Managed					LRTP#: Page 224		
Roadway Preservation Program							
MSC	D	0	0	0	200,000	200,000	400,000
Total		0	0	0	200,000	200,000	400,000
<i>Prior Years Cost</i>			<i>Future Years Cost</i>		<i>Total Project Cost</i>		400,000
BROWARD OPERATIONS - FM# 2280279 (TIP#)					Lead Agency: FDOT	*Non-SIS*	
Type of Work: INSPECT CONSTRUCTION PROJS.					LRTP#: PAGE 224		
Project Type: State Managed							
CST	DIH	10,000	0	0	0	0	10,000
CST	DDR	250,000	250,000	250,000	0	0	750,000
Total		260,000	250,000	250,000	0	0	760,000
<i>Prior Years Cost</i>			<i>Future Years Cost</i>		<i>Total Project Cost</i>		760,000

Phase	Fund Source	2015	2016	2017	2018	2019	Total
BROWARD OPERATIONS CENTER - FM# 4319213 (TIP#)					Length: .000	*Non-SIS*	
Type of Work: FIXED CAPITAL OUTLAY					Lead Agency: MANAGED BY FDOT		
Project Type: State Managed					LRTP#: Pg 224		
MSC	D	32,000	0	0	0	0	32,000
Total		32,000	0	0	0	0	32,000
<i>Prior Years Cost</i>			<i>Future Years Cost</i>		<i>Total Project Cost</i>		32,000
BROWARD OPERATIONS CONTINUING CEI INSPECTION SUPPORT - FM# 4327891 (TIP#)					Length: .000	*Non-SIS*	
Type of Work: INSPECT CONSTRUCTION PROJS.					Lead Agency: FDOT		
Project Type: State Managed					LRTP#: PG224		
CST	DDR	100,000	100,000	100,000	100,000	0	400,000
Total		100,000	100,000	100,000	100,000	0	400,000
<i>Prior Years Cost</i>		100,000	<i>Future Years Cost</i>		<i>Total Project Cost</i>		500,000
BROWARD OPS CEI - FM# 4292531 (TIP#)					Lead Agency: FDOT	*Non-SIS*	
Type of Work: INSPECT CONSTRUCTION PROJS.					LRTP#: PG223		
Project Type: State Managed							
CST	DDR	200,000	200,000	200,000	0	0	600,000
Total		200,000	200,000	200,000	0	0	600,000
<i>Prior Years Cost</i>			<i>Future Years Cost</i>		<i>Total Project Cost</i>		600,000
BROWARD OPS CEI - FM# 4292532 (TIP#)					Lead Agency: FDOT	*Non-SIS*	
Type of Work: INSPECT CONSTRUCTION PROJS.					LRTP#: PAGE 224		
Project Type: State Managed							
CST	DDR	0	0	200,000	200,000	0	400,000
Total		0	0	200,000	200,000	0	400,000
<i>Prior Years Cost</i>			<i>Future Years Cost</i>		<i>Total Project Cost</i>		400,000
BROWARD OPS CEI - FM# 4292533 (TIP#)					Lead Agency: FDOT	*Non-SIS*	
Type of Work: INSPECT CONSTRUCTION PROJS.					LRTP#: PAGE 224		
Project Type: State Managed							
CST	DDR	0	0	0	0	200,000	200,000
Total		0	0	0	0	200,000	200,000
<i>Prior Years Cost</i>			<i>Future Years Cost</i>		<i>Total Project Cost</i>		200,000

Phase	Fund Source	2015	2016	2017	2018	2019	Total	
BROWARD PRIMARY - FM# 4297631 (TIP#)							*Non-SIS*	
Type of Work: ROUTINE MAINTENANCE							Lead Agency: FDOT	
Project Type: State Managed							LRTP#: Page 224	
Roadway Preservation Program								
MSC	D	60,000	60,000	60,000	0	0	180,000	
Total		60,000	60,000	60,000	0	0	180,000	
<i>Prior Years Cost</i>		<i>Future Years Cost</i>		<i>Total Project Cost</i>			180,000	
BROWARD PRIMARY REMOVAL OF EXOTICS - FM# 4297632 (TIP#)							*Non-SIS*	
Type of Work: ROUTINE MAINTENANCE							Length: .000	
Project Type: State Managed							Lead Agency: FDOT	
Roadway Preservation Program							LRTP#: Page 224	
MSC	D	0	0	0	60,000	60,000	120,000	
Total		0	0	0	60,000	60,000	120,000	
<i>Prior Years Cost</i>		<i>Future Years Cost</i>		<i>Total Project Cost</i>			120,000	
BROWARD/SEC 402/ - FM# 2281041 (TIP#)							*Non-SIS*	
Type of Work: SAFETY PROJECT							Lead Agency: FDOT	
Project Type: State Managed							LRTP#: PG224	
COMMUNITY SAFETY PROGRAM/SEC 402								
SAFETY PROJECT								
PE	DIH	50,000	50,000	50,000	50,000	50,000	250,000	
PE	NHTS	50,000	50,000	50,000	50,000	50,000	250,000	
Total		100,000	100,000	100,000	100,000	100,000	500,000	
<i>Prior Years Cost</i>		1,110,895	<i>Future Years Cost</i>		<i>Total Project Cost</i>		1,610,895	
BUS SHELTER REPAIR AND REPLACEMENT - FM# 2624 (TIP#)							*Non-SIS*	
Type of Work:							Lead Agency: Coral Springs, City of	
							LRTP#: Pg5	
CST	LF	25,000	25,000	25,000	25,000	0	100,000	
Total		25,000	25,000	25,000	25,000	0	100,000	
<i>Prior Years Cost</i>		25,000	<i>Future Years Cost</i>		<i>Total Project Cost</i>		125,000	

Phase	Fund Source	2015	2016	2017	2018	2019	Total
CENTRAL CITY TRAFFIC MANAGEMENT IMPROVEMENTS - FM# 1745 (TIP# 1745)							*Non-SIS*
Type of Work: BIKE LANE/SIDEWALK					Lead Agency: Plantation, City of		
					LRTP#: Pg5		
IMPROVEMENTS AT VARIOUS LOCATIONS, INCLUDING NW 4 STREET, NW 5 STREET, NW 76 AVENUE, NW 70 AVENUE, NW 69 AVENUE, AND NW 65 AVENUE - TRAFFIC MANAGEMENT IMPROVEMENTS							
CST	MUN	0	0	10,000	0	0	10,000
Total		0	0	10,000	0	0	10,000
<i>Prior Years Cost</i>			<i>Future Years Cost</i>		<i>Total Project Cost</i>		10,000
CITYWIDE SIDEWALK IMPROVEMENTS - FM# 2613 (TIP#)							*Non-SIS*
Type of Work:					Lead Agency: Pompano Beach, City of		
					LRTP#: PG 5		
CST	LF	100,000	100,000	100,000	0	0	300,000
Total		100,000	100,000	100,000	0	0	300,000
<i>Prior Years Cost</i>		200,000	<i>Future Years Cost</i>		<i>Total Project Cost</i>		500,000
COCONUT CREEK PKWY FROM FTPK TO SR-845/POWERLINE - FM# 4328611 (TIP#)					Length: .845 MI	*Non-SIS*	
Type of Work: URBAN CORRIDOR IMPROVEMENTS					Lead Agency: BROWARD COUNTY BOCC		
Project Type: State Managed					LRTP#: PG118		
CST	TCSP	768,948	0	0	0	0	768,948
CST	LFP	2,400,000	0	0	0	0	2,400,000
CST	SA	68,379	0	0	0	0	68,379
Total		3,237,327	0	0	0	0	3,237,327
<i>Prior Years Cost</i>		5,000	<i>Future Years Cost</i>		<i>Total Project Cost</i>		3,242,327
COLLEGE AVENUE Phase III FROM SW 30TH STREET TO SW 39TH STREET - FM# 2012 (TIP#)							*Non-SIS*
Type of Work: BIKE LANE/SIDEWALK					Lead Agency: Davie, Town of		
Project Type: Locally Managed					LRTP#: Pg191		
PE	LF	150,000	0	0	0	0	150,000
CST	LF	0	1,225,000	0	0	0	1,225,000
Total		150,000	1,225,000	0	0	0	1,375,000
<i>Prior Years Cost</i>			<i>Future Years Cost</i>		<i>Total Project Cost</i>		1,375,000

Phase	Fund Source	2015	2016	2017	2018	2019	Total
COMMERCIAL BLVD- A1A-SEAGRAPE FROM A1A TO SEAGRAPE - FM# 2462 (TIP# 2462)					Length: 640 LF	*Non-SIS*	
Type of Work:					Lead Agency: Lauderdale-By-The-Sea, Town of		
STREETSCAPE IMPROVEMENTS					L RTP#: Pg5		
CST	MUN	750,000	0	0	0	0	750,000
Total		750,000	0	0	0	0	750,000
<i>Prior Years Cost</i>		<i>100,000</i>	<i>Future Years Cost</i>		<i>Total Project Cost</i>		<i>850,000</i>
COMMODORE DRIVE FROM SR-84 TO NW 8TH STREET - FM# 4316871 (TIP#)					Lead Agency: FDOT	*Non-SIS*	
Type of Work: SIDEWALK					L RTP#: Pg157		
Project Type: State Managed							
PE	SU	0	85,576	0	0	0	85,576
CST	SU	0	0	0	236,737	0	236,737
CST	SA	0	0	0	22,440	0	22,440
Total		0	85,576	0	259,177	0	344,753
<i>Prior Years Cost</i>			<i>Future Years Cost</i>		<i>Total Project Cost</i>		<i>344,753</i>
COPANS ROAD SFRC CROSSING 628169-N - FM# 4353751 (TIP#)					Length: .200 MI	*Non-SIS*	
Type of Work: RAIL SAFETY PROJECT					Lead Agency: MANAGED BY FDOT		
Project Type: State Managed					L RTP#: Pg 220		
RRU	RHP	36,771	0	0	0	0	36,771
Total		36,771	0	0	0	0	36,771
<i>Prior Years Cost</i>			<i>Future Years Cost</i>		<i>Total Project Cost</i>		<i>36,771</i>
CORAL SPRINGS, CITY OF - FM# 1881 (TIP# 1881)					Lead Agency: Coral Springs, City of	*Non-SIS*	
Type of Work:					L RTP#: Pg5		
UNIVERSITY DRIVE (NORTH) RESURFACING							
CST	MUN	200,000	0	0	0	0	200,000
Total		200,000	0	0	0	0	200,000
<i>Prior Years Cost</i>		<i>400,000</i>	<i>Future Years Cost</i>		<i>Total Project Cost</i>		<i>600,000</i>

Phase	Fund Source	2015	2016	2017	2018	2019	Total	
CORAL SPRINGS, CITY OF - FM# 1886 (TIP# 1886)							*Non-SIS*	
Type of Work:							Lead Agency: Coral Springs, City of	
							L RTP#: Pg5	
NEW PEDESTRIAN AND BIKE PATH CONSTRUCTION								
CST	MUN	393,000	393,000	441,450	441,500	0	1,668,950	
Total		393,000	393,000	441,450	441,500	0	1,668,950	
<i>Prior Years Cost</i>		<i>289,000</i>	<i>Future Years Cost</i>		<i>Total Project Cost</i>		<i>1,957,950</i>	
CORAL SPRINGS, CITY OF - FM# 1399 (TIP# 1399)							*Non-SIS*	
Type of Work:							Lead Agency: Coral Springs, City of	
							L RTP#: Pg5	
CITYWIDE RESURFACING								
CST	MUN	838,000	800,000	815,000	0	0	2,453,000	
Total		838,000	800,000	815,000	0	0	2,453,000	
<i>Prior Years Cost</i>		<i>2,638,000</i>	<i>Future Years Cost</i>		<i>Total Project Cost</i>		<i>5,091,000</i>	
CORAL SPRINGS, CITY OF - FM# 1885 (TIP# 1885)							*Non-SIS*	
Type of Work:							Lead Agency: Coral Springs, City of	
							L RTP#: Pg5	
CITYWIDE EXISTING WALKWAYS RENOVATION								
CST	MUN	222,000	348,000	248,000	0	0	818,000	
Total		222,000	348,000	248,000	0	0	818,000	
<i>Prior Years Cost</i>		<i>988,000</i>	<i>Future Years Cost</i>		<i>Total Project Cost</i>		<i>1,806,000</i>	
CORAL SPRINGS, CITY OF - FM# 1883 (TIP# 1883)							*Non-SIS*	
Type of Work:							Lead Agency: Coral Springs, City of	
							L RTP#: Pg5	
ALLEY REFURBISHMENT								
CST	MUN	433,000	342,000	250,000	0	0	1,025,000	
CST	LF	0	0	0	250,000	0	250,000	
Total		433,000	342,000	250,000	250,000	0	1,275,000	
<i>Prior Years Cost</i>		<i>863,000</i>	<i>Future Years Cost</i>		<i>Total Project Cost</i>		<i>2,138,000</i>	

Phase	Fund Source	2015	2016	2017	2018	2019	Total	
COUNTYWIDE CORRIDOR STUDIES - FM# 4260162 (TIP#)							*Non-SIS*	
Type of Work: TRANSPORTATION PLANNING							Lead Agency: FDOT	
Project Type: State Managed							LRTP#: pg224	
STUDIES - BROWARD MPO								
PE	D	150,000	150,000	150,000	0	0	450,000	
Total		150,000	150,000	150,000	0	0	450,000	
<i>Prior Years Cost</i>		<i>598,600</i>	<i>Future Years Cost</i>		<i>Total Project Cost</i>		<i>1,048,600</i>	
CRA DRAINAGE - FM# 877 (TIP# 877)							*Non-SIS*	
Type of Work:							Lead Agency: Hallandale Beach, City of	
NE SECTION							LRTP#: Pg5	
ROADWAY DRAINAGE								
CST	CRA	300,000	0	0	0	0	300,000	
Total		300,000	0	0	0	0	300,000	
<i>Prior Years Cost</i>		<i>900,000</i>	<i>Future Years Cost</i>		<i>Total Project Cost</i>		<i>1,200,000</i>	
CYPRESS CREEK JOINT USE DEVELOPMENT - FM# 2331912 (TIP#)							*Non-SIS*	
Type of Work: CORRIDOR/SUBAREA PLANNING							Lead Agency: FDOT	
Project Type: State Managed							LRTP#: PAGE 140	
ROW	DS	101	101	101	101	101	505	
ROW	DIH	10,000	10,000	10,000	10,000	10,000	50,000	
Total		10,101	10,101	10,101	10,101	10,101	50,505	
<i>Prior Years Cost</i>		<i>750,066</i>	<i>Future Years Cost</i>		<i>Total Project Cost</i>		<i>800,571</i>	
CYPRESS CREEK MOBILITY HUB - FM# 4334271 (TIP#)							*Non-SIS*	
Type of Work: TRANSIT IMPROVEMENT							Length: .000	
Project Type: State Managed							Lead Agency: SFRTA	
							LRTP#: PG140	
MSC	SU	0	0	0	7,000,000	0	7,000,000	
MSC	FTAT	0	0	0	7,000,000	0	7,000,000	
Total		0	0	0	14,000,000	0	14,000,000	
<i>Prior Years Cost</i>		<i>1,600,000</i>	<i>Future Years Cost</i>		<i>Total Project Cost</i>		<i>15,600,000</i>	

Phase	Fund Source	2015	2016	2017	2018	2019	Total
CYPRESS CREEK PARK AND RIDE LOT REPLACE BUS SHELTERS - FM# 4339741 (TIP#)							
Type of Work: PUBLIC TRANSPORTATION SHELTER							
Project Type: State Managed							
REPLACE 4 EXISTING BUS SHELTERS WITH 2 NEW BUS SHELTERS							
					Length: .000	*Non-SIS*	
					Lead Agency: MANAGED BY FDOT		
					LRTP#: Pg 138		
CST	SA	82,477	0	0	0	0	82,477
Total		82,477	0	0	0	0	82,477
<i>Prior Years Cost</i>		62,426	<i>Future Years Cost</i>		<i>Total Project Cost</i>		144,903
CYPRESS CREEK RD @ SFRC CROSSING 628183-J - FM# 4353521 (TIP#)							
Type of Work: RAIL SAFETY PROJECT							
Project Type: State Managed							
					Length: .200 MI	*SIS*	
					Lead Agency: MANAGED BY FDOT		
RRU	RHP	31,295	0	0	0	0	31,295
Total		31,295	0	0	0	0	31,295
<i>Prior Years Cost</i>			<i>Future Years Cost</i>		<i>Total Project Cost</i>		31,295
Coconut Isle Bridge Replacement - FM# 2737 (TIP# 2737)							
Type of Work: BRIDGE REPLACEMENT							
Project Type: Locally Managed							
Demolition of existing bridge and construction of a new bridge. (CIP# FY20140073)							
					Lead Agency: Fort Lauderdale, City of	*Non-SIS*	
					LRTP#: Pg 5		
CST	LF	1,642,894	0	0	0	0	1,642,894
PE	LF	91,560	0	0	0	0	91,560
Total		1,734,454	0	0	0	0	1,734,454
<i>Prior Years Cost</i>			<i>Future Years Cost</i>		<i>Total Project Cost</i>		1,734,454
Community Development Block Grant - FM# 878 (TIP# 878)							
Type of Work:							
SIDEWALK, DRAINAGE & LANDSCAPE							
					Lead Agency: Hallandale Beach, City of	*Non-SIS*	
					LRTP#: Pg5		
CST	CDBG	250,000	0	0	0	0	250,000
Total		250,000	0	0	0	0	250,000
<i>Prior Years Cost</i>		750,000	<i>Future Years Cost</i>		<i>Total Project Cost</i>		1,000,000

Phase	Fund Source	2015	2016	2017	2018	2019	Total
D/W ITS SOFTWARE SOFTWARE INTEGRATION AND MAINTENANCE - FM# 4162592 (TIP#)					Length: .000	*SIS*	
Type of Work: ITS FREEWAY MANAGEMENT					Lead Agency: MANAGED BY FDOT		
Project Type: Imported					LRTP#: Pg 202		
OPS	DDR	1,100,000	0	0	0	0	1,100,000
	Total	1,100,000	0	0	0	0	1,100,000
<i>Prior Years Cost</i>		2,380,000	<i>Future Years Cost</i>		<i>Total Project Cost</i>		3,480,000
D/W ITS SOFTWARE SOFTWARE INTEGRATION AND MAINTENANCE - FM# 4162593 (TIP#)					Length: .000	*SIS*	
Type of Work: ITS FREEWAY MANAGEMENT					Lead Agency: MANAGED BY FDOT		
Project Type: Imported					LRTP#: Pg 202		
OPS	DS	0	0	600,000	0	0	600,000
OPS	DDR	0	0	0	600,000	600,000	1,200,000
	Total	0	0	600,000	600,000	600,000	1,800,000
<i>Prior Years Cost</i>			<i>Future Years Cost</i>		<i>Total Project Cost</i>		3,000,000
D/W PD&E/ETDM SUPPORT ACTIVITIES - FM# 4170735 (TIP#)					Length: .000	*Non-SIS*	
Type of Work:					Lead Agency: MANAGED BY FDOT		
Project Type: Imported					LRTP#: Pg 202		
UPD	DIH	0	0	0	0	10,000	10,000
UPD	DS	0	0	0	0	150,000	150,000
	Total	0	0	0	0	160,000	160,000
<i>Prior Years Cost</i>			<i>Future Years Cost</i>		<i>Total Project Cost</i>		160,000
D/W PD&E/ETDM SUPPORT ACTIVITIES - FM# 4170734 (TIP#)					Length: .000	*Non-SIS*	
Type of Work: PD&E/EMO STUDY					Lead Agency: MANAGED BY FDOT		
Project Type: Imported					LRTP#: Pg 202		
UPD	SA	10,000	10,000	10,000	10,000	10,000	50,000
UPD	DS	150,000	150,000	150,000	150,000	150,000	750,000
	Total	160,000	160,000	160,000	160,000	160,000	800,000
<i>Prior Years Cost</i>		160,000	<i>Future Years Cost</i>		<i>Total Project Cost</i>		960,000

Phase	Fund Source	2015	2016	2017	2018	2019	Total
D/W PUSH BUTTON CONSTRUCTION LANDSCAPING CONTRACT - FM# 4353821 (TIP#)					Length: .000	*Non-SIS*	
Type of Work: LANDSCAPING					Lead Agency: MANAGED BY FDOT		
Project Type: Imported					LRTP#: Pg 224		
CST	DS	2,860,964	0	0	0	0	2,860,964
CST	DIH	304,361	0	0	0	0	304,361
Total		3,165,325	0	0	0	0	3,165,325
<i>Prior Years Cost</i>			<i>Future Years Cost</i>		<i>Total Project Cost</i>		3,165,325
D/W SAFETY SIGNAL TIMING ENHANCEMENTS - FM# 4296521 (TIP#)					Length: .000	*Non-SIS*	
Type of Work: TRAFFIC SIGNAL UPDATE					Lead Agency: MANAGED BY FDOT		
Project Type: Imported					LRTP#: Pg 224		
PE	SA	30,000	0	0	0	0	30,000
PE	HSP	300,000	0	0	0	0	300,000
Total		330,000	0	0	0	0	330,000
<i>Prior Years Cost</i>		900,000	<i>Future Years Cost</i>		<i>Total Project Cost</i>		1,230,000
D/W TRAFFIC OPS TRANSPORTATION SYSTEM MANAGEMENT SUPPORT SVCS. - FM# 2297656 (TIP#)					Length: .000	*Non-SIS*	
Type of Work: TRAFFIC CONTROL DEVICES/SYSTEM					Lead Agency: MANAGED BY FDOT		
Project Type: Imported					LRTP#: Pg 224		
PE	DIH	15,000	0	0	0	0	15,000
PE	DDR	500,000	500,000	350,000	0	0	1,350,000
Total		515,000	500,000	350,000	0	0	1,365,000
<i>Prior Years Cost</i>			<i>Future Years Cost</i>		<i>Total Project Cost</i>		1,365,000
DATURA PORTAL FROM A1A TO EL MAR - FM# 2456 (TIP# 2456)					Length: 320 LF	*Non-SIS*	
Type of Work:					Lead Agency: Lauderdale-By-The-Sea, Town of		
STREETSCAPE IMPROVEMENTS					LRTP#: Pg5		
CST	MUN	0	400,000	0	0	0	400,000
Total		0	400,000	0	0	0	400,000
<i>Prior Years Cost</i>			<i>Future Years Cost</i>		<i>Total Project Cost</i>		400,000

Phase	Fund Source	2015	2016	2017	2018	2019	Total
DAVIE RD EXTENSION FROM SR-817UNIVERSITY DR. TO SR-848 STIRLING RD. - FM# 4351431 (TIP#)					Length: 1.462 MI	*Non-SIS*	
Type of Work: BIKE LANE/SIDEWALK					Lead Agency: MANAGED BY FDOT		
Project Type: State Managed					LRTP#: Pg 186		
PE	TALT	5,000	0	0	0	0	5,000
CST	LFP	0	0	2,042,348	0	0	2,042,348
CST	TALU	0	0	995,000	0	0	995,000
Total		5,000	0	3,037,348	0	0	3,042,348
<i>Prior Years Cost</i>			<i>Future Years Cost</i>		<i>Total Project Cost</i>		3,042,348
DAVIE ROAD FROM SW 39TH ST TO NOVA DRIVE - FM# 4334561 (TIP#)					Length: .897 MI	*Non-SIS*	
Type of Work: LIGHTING					Lead Agency: FDOT		
Project Type: State Managed					LRTP#: PG 224		
CST	TALT	0	991,251	0	0	0	991,251
Total		0	991,251	0	0	0	991,251
<i>Prior Years Cost</i>		5,000	<i>Future Years Cost</i>		<i>Total Project Cost</i>		996,251
DAVIE ROAD UPGRADE EARMARK - FM# 2299884 (TIP#)					Length: .000	*Non-SIS*	
Type of Work: FUNDING ACTION					Lead Agency: FDOT		
Project Type: State Managed					LRTP#: PG 224		
CST	ST10	0	499,915	0	0	0	499,915
Total		0	499,915	0	0	0	499,915
<i>Prior Years Cost</i>			<i>Future Years Cost</i>		<i>Total Project Cost</i>		499,915
DAVIE, TOWN OF - FM# 2085 (TIP# 2085)					Length: .7	*Non-SIS*	
Type of Work: BIKE LANE/SIDEWALK					Lead Agency: Davie, Town of		
SW 30TH STREET BETWEEN COLLEGE AVE AND UNIVERSITY DRIVE					LRTP#: Pg5		
CST	LF	1,082,400	0	0	0	0	1,082,400
Total		1,082,400	0	0	0	0	1,082,400
<i>Prior Years Cost</i>		147,600	<i>Future Years Cost</i>		<i>Total Project Cost</i>		1,230,000

Phase	Fund Source	2015	2016	2017	2018	2019	Total	
DAVIE, TOWN OF - FM# 2084 (TIP# 2084)							*Non-SIS*	
Type of Work:							Lead Agency: Davie, Town of	
							L RTP#: Pg5	
SW 154TH AVENUE AND 2300 BLOCK DRAINAGE								
CST	LF	400,000	0	0	0	0	400,000	
Total		400,000	0	0	0	0	400,000	
<i>Prior Years Cost</i>		<i>48,000</i>	<i>Future Years Cost</i>		<i>Total Project Cost</i>		<i>448,000</i>	
DAVIE, TOWN OF - FM# 1879 (TIP# 1879)							*Non-SIS*	*RSP*
Type of Work:							Length: 1.254	
							Lead Agency: Davie, Town of	
							L RTP#: Pg5	
SW 39 STREET FROM DAVIE RD TO UNIVERSITY DR ADD 1L (3L)								
CST	MUN	2,517,000	0	0	0	0	2,517,000	
Total		2,517,000	0	0	0	0	2,517,000	
<i>Prior Years Cost</i>		<i>343,000</i>	<i>Future Years Cost</i>		<i>Total Project Cost</i>		<i>2,860,000</i>	
DEERFIELD BEACH, CITY OF - FM# 188 (TIP# 188)							*Non-SIS*	*RSP*
Type of Work:							Length: 1.2	
							Lead Agency: Deerfield Beach, City of	
							L RTP#: Pg5	
SW 11 WAY FROM SW 10 STREET TO GREEN RD. (NW 48 ST) ADD 2L (4LD)								
CST	MUN	0	2,000,000	2,000,000	0	0	4,000,000	
Total		0	2,000,000	2,000,000	0	0	4,000,000	
<i>Prior Years Cost</i>		<i>400,000</i>	<i>Future Years Cost</i>		<i>Total Project Cost</i>		<i>4,400,000</i>	
DISTRICTWIDE ADA RETROFITS - FM# 4085278 (TIP#)							*Non-SIS*	
Type of Work: ROUTINE MAINTENANCE							Length: .000	
Project Type: State Managed							Lead Agency: MANAGED BY FDOT	
							L RTP#: Pg 224	
CST	DIH	0	0	0	0	8,000	8,000	
CST	DDR	0	0	0	0	600,001	600,001	
Total		0	0	0	0	608,001	608,001	
<i>Prior Years Cost</i>		<i>Future Years Cost</i>		<i>Total Project Cost</i>		<i>608,001</i>		

Phase	Fund Source	2015	2016	2017	2018	2019	Total
DISTRICTWIDE ARTERIAL OPERATIONS - FM# 4296851 (TIP#)					Length: .000	*Non-SIS*	
Type of Work: OTHER ITS					Lead Agency: MANAGED BY FDOT		
Project Type: Imported					LRTP#: Pg 224		
OPS	DDR	700,000	700,000	700,000	700,000	700,000	3,500,000
Total		700,000	700,000	700,000	700,000	700,000	3,500,000
<i>Prior Years Cost</i>			<i>Future Years Cost</i>		<i>Total Project Cost</i>		3,500,000
DISTRICTWIDE ITS ITS FACILITY-OPERATIONS - FM# 2316548 (TIP#)					Length: .000	*Non-SIS*	
Type of Work: TRAFFIC MANAGEMENT CENTERS					Lead Agency: MANAGED BY FDOT		
Project Type: Imported					LRTP#: Pg 202		
OPS	DIH	60,000	0	0	0	0	60,000
OPS	DS	1,691,609	0	0	0	0	1,691,609
OPS	DITS	2,233,000	0	0	0	0	2,233,000
OPS	DDR	1,368,546	0	0	0	0	1,368,546
Total		5,353,155	0	0	0	0	5,353,155
<i>Prior Years Cost</i>		5,167,540	<i>Future Years Cost</i>		<i>Total Project Cost</i>		10,520,695
DISTRICTWIDE ITS ITS FACILITY-OPERATIONS - FM# 2316549 (TIP#)					Length: .000	*Non-SIS*	
Type of Work: TRAFFIC MANAGEMENT CENTERS					Lead Agency: MANAGED BY FDOT		
Project Type: Imported					LRTP#: Pg 202		
OPS	DS	600,000	2,982,000	2,921,000	2,785,000	1,485,158	10,773,158
OPS	DIH	0	60,000	60,000	60,000	60,000	240,000
OPS	DITS	0	2,293,000	2,354,000	2,417,000	2,482,000	9,546,000
Total		600,000	5,335,000	5,335,000	5,262,000	4,027,158	20,559,158
<i>Prior Years Cost</i>			<i>Future Years Cost</i>		<i>Total Project Cost</i>		20,559,158
DISTRICTWIDE REPLACE TRAFFIC SIGNALS VARIOUS LOCATIONS - FM# 4352991 (TIP#)					Length: .000	*Non-SIS*	
Type of Work: TRAFFIC CONTROL DEVICES/SYSTEM					Lead Agency: MANAGED BY FDOT		
Project Type: Imported					LRTP#: Pg 224		
CST	DIH	10,000	0	0	0	0	10,000
CST	DDR	300,000	0	0	0	0	300,000
Total		310,000	0	0	0	0	310,000
<i>Prior Years Cost</i>			<i>Future Years Cost</i>		<i>Total Project Cost</i>		310,000

Phase	Fund Source	2015	2016	2017	2018	2019	Total
DISTRICTWIDE ROAD SAFETY AUDIT (RSA) & SAFETY STUDIES - FM# 4296502 (TIP#)					Length: .000	*Non-SIS*	
Type of Work: SAFETY PROJECT					Lead Agency: MANAGED BY FDOT		
Project Type: Imported					LRTP#: Pg 224		
PE	HSP	300,000	0	0	0	0	300,000
Total		300,000	0	0	0	0	300,000
<i>Prior Years Cost</i>		<i>300,000</i>	<i>Future Years Cost</i>		<i>Total Project Cost</i>		<i>600,000</i>
DISTRICTWIDE SIGNAL RETIMING - FM# 4351501 (TIP#)					Length: .000	*Non-SIS*	
Type of Work:					Lead Agency: MANAGED BY FDOT		
Project Type: Imported					LRTP#: Pg 224		
PE	DIH	5,000	0	0	0	0	5,000
PE	DITS	578,400	0	0	0	0	578,400
Total		583,400	0	0	0	0	583,400
<i>Prior Years Cost</i>			<i>Future Years Cost</i>		<i>Total Project Cost</i>		<i>583,400</i>
DIXIE HWY FRM CITY LIMITS TO NE 26 STREET - FM# 4332411 (TIP#)					Length: .408 MI	*Non-SIS*	
Type of Work: LIGHTING					Lead Agency: FDOT		
Project Type: State Managed					LRTP#: PG 224		
CST	TALT	685,598	0	0	0	0	685,598
CST	LFP	173,250	0	0	0	0	173,250
CST	TALU	311,402	0	0	0	0	311,402
Total		1,170,250	0	0	0	0	1,170,250
<i>Prior Years Cost</i>		<i>5,000</i>	<i>Future Years Cost</i>		<i>Total Project Cost</i>		<i>1,175,250</i>
DW UTILITY COORDINATION CONTRACT PRODUCTION SUPPORT - FM# 2299657 (TIP#)					Length: .000	*Non-SIS*	
Type of Work: PRELIMINARY ENGINEERING					Lead Agency: MANAGED BY FDOT		
Project Type: Imported					LRTP#: Pg 224		
PE	DS	47,000	47,000	0	0	0	94,000
Total		47,000	47,000	0	0	0	94,000
<i>Prior Years Cost</i>		<i>194,000</i>	<i>Future Years Cost</i>		<i>Total Project Cost</i>		<i>288,000</i>

Phase	Fund Source	2015	2016	2017	2018	2019	Total
DW UTILITY COORDINATION CONTRACT PRODUCTION SUPPORT - FM# 2299656 (TIP#)					Length: .000	*Non-SIS*	
Type of Work: PRELIMINARY ENGINEERING					Lead Agency: MANAGED BY FDOT		
Project Type: Imported					LRTP#: Pg 224		
PE	DS	47,000	0	0	0	0	47,000
Total		47,000	0	0	0	0	47,000
<i>Prior Years Cost</i>		<i>241,000</i>	<i>Future Years Cost</i>		<i>Total Project Cost</i>		<i>288,000</i>
DW UTILITY COORDINATION CONTRACT PRODUCTION SUPPORT - FM# 2299659 (TIP#)					Length: .000	*Non-SIS*	
Type of Work: PRELIMINARY ENGINEERING					Lead Agency: MANAGED BY FDOT		
Project Type: Imported					LRTP#: Pg 224		
PE	DS	0	100,000	47,000	47,000	47,000	241,000
Total		0	100,000	47,000	47,000	47,000	241,000
<i>Prior Years Cost</i>			<i>Future Years Cost</i>		<i>Total Project Cost</i>		<i>241,000</i>
Downtown Walkability Phase 2 - FM# 2732 (TIP# 2731)						*Non-SIS*	
Type of Work: PEDESTRIAN SAFETY IMPROVEMENT					Lead Agency: Fort Lauderdale, City of		
Project Type: Locally Managed					LRTP#: Pg 5		
1) NE3rd St & NE3rd Ave pedestrian enhancements; 2) Las Olas Blvd & Federal Highway intersection improvements; 3) SE2nd St and SE4th Ave pedestrian crossing improvements including; 4) NE1st St mid-block crosswalk between N Andrews Ave & NE3rd Ave. (CIP# 11953)							
CST	LF	435,000	0	0	0	0	435,000
PE	LF	65,000	0	0	0	0	65,000
Total		500,000	0	0	0	0	500,000
<i>Prior Years Cost</i>			<i>Future Years Cost</i>		<i>Total Project Cost</i>		<i>500,000</i>
Downtown Walkability Phase 3-6 AT various - FM# 2733 (TIP# 2733)						*Non-SIS*	
Type of Work: BIKE LANE/SIDEWALK					Lead Agency: Fort Lauderdale, City of		
					LRTP#: Pg 5		
Project will include pedestrian and bicycle infrastructure improvements detailed and prioritized in the Connectivity Program including landscaping, lighting, wayfinding signage, low impact stormwater infrastructure, enhanced pedestrian crossing improvements and bike accommodations. (CIP# FY20150299)							
CST	LF	0	435,000	435,000	435,000	435,000	1,740,000
PE	LF	0	65,000	65,000	65,000	65,000	260,000
Total		0	500,000	500,000	500,000	500,000	2,000,000
<i>Prior Years Cost</i>			<i>Future Years Cost</i>		<i>Total Project Cost</i>		<i>2,000,000</i>

Phase	Fund Source	2015	2016	2017	2018	2019	Total
EL MAR SOUTH IMPROVEMENTS FROM COMMERCIAL BLVD. TO PALM AVE. - FM# 1725 (TIP# 1725)					Length: 2100 LF	*Non-SIS*	
Type of Work:					Lead Agency: Lauderdale-By-The-Sea, Town of		
EL MAR DRIVE - PEDESTRIAN/STORMWATER IMPROVEMENTS					L RTP#: Pg5		
PDE	MUN	400,000	0	0	0	0	400,000
CST	MUN	0	2,200,000	2,000,000	0	0	4,200,000
Total		400,000	2,200,000	2,000,000	0	0	4,600,000
<i>Prior Years Cost</i>			<i>Future Years Cost</i>		<i>Total Project Cost</i>		4,600,000
FAT Village Corridor Improvements AT various - FM# 2740 (TIP# 2740)						*Non-SIS*	
Type of Work: BIKE LANE/SIDEWALK					Lead Agency: Fort Lauderdale, City of		
Project Type: Locally Managed					L RTP#: Pg 5		
Street enhancements consisting of sidewalks, curbing, drainage adjustments, on-street parking improvements and identification, landscaping, specialty pavement treatments, signage and pedestrian lighting. (CIP# 11988)							
CST	LF	210,000	0	0	0	0	210,000
PE	LF	95,000	0	0	0	0	95,000
Total		305,000	0	0	0	0	305,000
<i>Prior Years Cost</i>			<i>Future Years Cost</i>		<i>Total Project Cost</i>		305,000
FXE Pedestrian/Bike Path - FM# 2741 (TIP# 2741)					Length: 17,000 linear feet	*Non-SIS*	
Type of Work: BIKE PATH/TRAIL					Lead Agency: Fort Lauderdale, City of		
Project Type: Locally Managed					L RTP#: Pg 5		
Design and construction of pedestrian/bike path along the western and southern portion of the Airport. (CIP# 11995)							
CST	LF	228,000	0	0	0	0	228,000
PE	LF	22,000	0	0	0	0	22,000
Total		250,000	0	0	0	0	250,000
<i>Prior Years Cost</i>			<i>Future Years Cost</i>		<i>Total Project Cost</i>		250,000
Flagler Village TOD AT various - FM# 2738 (TIP# 2738)						*Non-SIS*	
Type of Work: BIKE LANE/SIDEWALK					Lead Agency: Fort Lauderdale, City of		
Project Type: Locally Managed					L RTP#: Pg 5		
Provides funding for public improvements and initiatives in support of Transit Oriented Development (TOD) District in the Flagler Village area including walkability. (CIP# FY20150199)							
CST	LF	1,750,000	1,750,000	1,750,000	1,750,000	0	7,000,000
Total		1,750,000	1,750,000	1,750,000	1,750,000	0	7,000,000
<i>Prior Years Cost</i>			<i>Future Years Cost</i>		<i>Total Project Cost</i>		7,000,000

Phase	Fund Source	2015	2016	2017	2018	2019	Total
GARDEN ACRES NEIGHBORHOOD - FM# 1907 (TIP# 1907)		*Non-SIS*					
Type of Work:		Lead Agency: Oakland, City of					
Project Type: Locally Managed		LRTP#: Pg5					
ROADWAY IMPROVEMENTS							
PE	MUN	729,000	0	0	0	0	729,000
Total		729,000	0	0	0	0	729,000
<i>Prior Years Cost</i>		<i>Future Years Cost</i>		<i>Total Project Cost</i>			729,000
GENERAL TRANSPORTATION PROJECTS - FM# 2201 (TIP# 2201)		*Non-SIS*					
Type of Work:		Lead Agency: Sunrise, City of					
General Transportation Capital Projects - citywide		LRTP#: Pg5					
CST	LF	585,000	585,000	0	0	0	1,170,000
Total		585,000	585,000	0	0	0	1,170,000
<i>Prior Years Cost</i>		1,170,000	<i>Future Years Cost</i>		<i>Total Project Cost</i>		2,340,000
HALLANDALE BEACH, CITY OF - FM# 876 (TIP# 876)		*Non-SIS*					
Type of Work:		Lead Agency: Hallandale Beach, City of					
CITYWIDE RESURFACING/RECONSTRUCTION		LRTP#: Pg5					
CST	MUN	300,000	0	0	0	0	300,000
Total		300,000	0	0	0	0	300,000
<i>Prior Years Cost</i>		900,000	<i>Future Years Cost</i>		<i>Total Project Cost</i>		1,200,000
HALLANDALE BEACH, CITY OF - FM# 884 (TIP# 884)		*Non-SIS*					
Type of Work:		Lead Agency: Hallandale Beach, City of					
CITYWIDE STORMWATER REHABILITATION		LRTP#: Pg5					
CST	MUN	25,000	0	0	0	0	25,000
Total		25,000	0	0	0	0	25,000
<i>Prior Years Cost</i>		75,000	<i>Future Years Cost</i>		<i>Total Project Cost</i>		100,000

Phase	Fund Source	2015	2016	2017	2018	2019	Total
HEFT AUXILIARY LANES FROM NW 57 AVE TO MIRAMAR TOLL PLAZA (MP 43 - 47) - FM# 4293281 (TIP#)					Length: 4.100 mi	*SIS*	*RSP*
Type of Work: ADD AUXILIARY LANE(S)					Lead Agency: FTPK, Florida's Turnpike		
Project Type: State Managed					LRTP#: PG 210		
NW 57TH AVENUE TO MIRAMAR TOLL PLAZA ADD AUXILIARY LANES							
PE	PKYI	1,975,000	0	0	0	0	1,975,000
CST	PKYI	0	0	0	57,388,341	0	57,388,341
Total		1,975,000	0	0	57,388,341	0	59,363,341
<i>Prior Years Cost</i>		1,500	<i>Future Years Cost</i>		<i>Total Project Cost</i>		59,364,841
HEFT/NW 57TH AVENUE INTERCHANGE IMPROVEMENT - FM# 4233712 (TIP#)					Length: .720 MI	*SIS*	
Type of Work: INTERCHANGE IMPROVEMENT					Lead Agency: FTPK, Florida's Turnpike		
Project Type: State Managed					LRTP#: pg210		
CST	PKYI	0	0	0	5,169,497	0	5,169,497
Total		0	0	0	5,169,497	0	5,169,497
<i>Prior Years Cost</i>		545,071	<i>Future Years Cost</i>		<i>Total Project Cost</i>		5,714,568
HOLLYWOOD BLVD / TPK - FM# 4060991 (TIP#)					Length: 1.000 mi	*SIS*	*RSP*
Type of Work: INTERCHANGE IMPROVEMENT					Lead Agency: FDOT		
Project Type: State Managed					LRTP#: pg201		
(SR820 / SR91) INTCHG MODIFICATION (MP 49)							
RPY	PKYI	0	1,499,999	1,499,999	0	1,499,999	4,499,997
Total		0	1,499,999	1,499,999	0	1,499,999	4,499,997
<i>Prior Years Cost</i>		34,925,996	<i>Future Years Cost</i>		<i>Total Project Cost</i>		39,425,993
HOLLYWOOD BLVD. FROM CITY HALL CIRCLE TO DIXIE HIGHWAY - FM# 4346661 (TIP#)					Length: .541 MI	*Non-SIS*	
Type of Work: BIKE LANE/SIDEWALK					Lead Agency: MANAGED BY FDOT		
Project Type: State Managed					LRTP#: Pg 182		
PE	SU	70,000	0	0	0	0	70,000
ENV	SU	10,000	0	0	0	0	10,000
CST	SU	0	0	7,003,055	0	0	7,003,055
CST	SA	0	0	163,650	0	0	163,650
Total		80,000	0	7,166,705	0	0	7,246,705
<i>Prior Years Cost</i>			<i>Future Years Cost</i>		<i>Total Project Cost</i>		7,246,705

Phase	Fund Source	2015	2016	2017	2018	2019	Total	
HOLLYWOOD, CITY OF - FM# 1654 (TIP# 1654)							*Non-SIS*	
Type of Work:							Lead Agency: Hollywood, City of	
							L RTP#: Pg5	
CITYWIDE SIDEWALK REPLACEMENT								
CST	MUN	200,000	0	0	0	0	200,000	
Total		200,000	0	0	0	0	200,000	
<i>Prior Years Cost</i>		600,000	<i>Future Years Cost</i>		<i>Total Project Cost</i>		800,000	
HOLLYWOOD, CITY OF - FM# 1653 (TIP# 1653)							*Non-SIS*	
Type of Work:							Lead Agency: Hollywood, City of	
							L RTP#: Pg5	
CITYWIDE RESURFACING								
CST	MUN	900,000	0	0	0	0	900,000	
Total		900,000	0	0	0	0	900,000	
<i>Prior Years Cost</i>		2,700,000	<i>Future Years Cost</i>		<i>Total Project Cost</i>		3,600,000	
HOLLYWOOD, CITY OF - FM# 1888 (TIP# 1888)							*Non-SIS*	
Type of Work:							Lead Agency: Hollywood, City of	
							L RTP#: Pg5	
CITYWIDE TRAFFIC CALMING								
CST	MUN	100,000	0	0	0	0	100,000	
Total		100,000	0	0	0	0	100,000	
<i>Prior Years Cost</i>		300,000	<i>Future Years Cost</i>		<i>Total Project Cost</i>		400,000	
HOLLYWOOD, CITY OF - FM# 1656 (TIP# 1656)							*Non-SIS*	
Type of Work:							Lead Agency: Hollywood, City of	
							L RTP#: Pg5	
CITYWIDE TRANSPORTATION IMPROVEMENTS								
DSB	MUN	75,000	0	0	0	0	75,000	
Total		75,000	0	0	0	0	75,000	
<i>Prior Years Cost</i>		225,000	<i>Future Years Cost</i>		<i>Total Project Cost</i>		300,000	

Phase	Fund Source	2015	2016	2017	2018	2019	Total
HOLLYWOOD/PINES ANCHOR HUB - FM# 4334291 (TIP#)					Length: .000	*Non-SIS*	
Type of Work: TRANSIT IMPROVEMENT					Lead Agency: BROWARD MPO		
Project Type: State Managed					LRTTP#: PAGE 140		
MSC	SU	0	570,000	0	0	0	570,000
MSC	FTAT	0	570,000	0	0	0	570,000
Total		0	1,140,000	0	0	0	1,140,000
<i>Prior Years Cost</i>			<i>Future Years Cost</i>		<i>Total Project Cost</i>		1,140,000
HOLLYWOOD/PINES ANCHOR HUB - FM# 4334292 (TIP#)					Length: .000	*Non-SIS*	
Type of Work: TRANSIT IMPROVEMENT					Lead Agency: BROWARD MPO		
Project Type: State Managed					LRTTP#: PAGE 140		
CST	SU	0	0	0	5,150,000	0	5,150,000
Total		0	0	0	5,150,000	0	5,150,000
<i>Prior Years Cost</i>			<i>Future Years Cost</i>		<i>Total Project Cost</i>		5,150,000
HOLLYWOOD/UNIVERSITY GATEWAY HUB - FM# 4334321 (TIP#)					Length: .000	*Non-SIS*	
Type of Work: TRANSIT IMPROVEMENT					Lead Agency: FDOT		
Project Type: State Managed					LRTTP#: PG-145		
MSC	SU	0	0	800,000	0	0	800,000
MSC	FTAT	0	0	800,000	0	0	800,000
Total		0	0	1,600,000	0	0	1,600,000
<i>Prior Years Cost</i>			<i>Future Years Cost</i>		<i>Total Project Cost</i>		1,600,000
I-595 EXPRESS ABANDON CAR REMOVAL - FM# 4351701 (TIP#)					Length: .000	*Non-SIS*	
Type of Work: ROUTINE MAINTENANCE					Lead Agency: MANAGED BY FDOT		
Project Type: State Managed					LRTTP#: Pg 224		
MSC	DDR	8,000	0	0	0	0	8,000
Total		8,000	0	0	0	0	8,000
<i>Prior Years Cost</i>		8,000	<i>Future Years Cost</i>		<i>Total Project Cost</i>		16,000
I-595 EXPRESS LANES TOLL OPERATIONS - FM# 4335791 (TIP#)					Length: .000	*SIS*	
Type of Work: TOLL COLLECTION					Lead Agency: FDOT		
Project Type: State Managed					LRTTP#: PG 224		
MSC	TOBF	563,361	757,160	911,792	1,021,186	1,113,201	4,366,700
Total		563,361	757,160	911,792	1,021,186	1,113,201	4,366,700
<i>Prior Years Cost</i>		227,081	<i>Future Years Cost</i>	6,987,559	<i>Total Project Cost</i>		11,581,340

Phase	Fund Source	2015	2016	2017	2018	2019	Total	
I-595/SR-862 FROM E OF I-75 TO W OF I-95 - FM# 4208091 (TIP#)					Length: 10.407 mi	*SIS*		
Type of Work: PRELIM ENG FOR FUTURE CAPACITY					Lead Agency: FDOT			
Project Type: State Managed					LRTP#: pg200			
E OF I-75 TO W OF I-95 PRELIMINARY ENGINEERING								
PE	GMR	125,000	125,000	125,000	125,000	125,000	625,000	
PE	DIH	200,000	0	0	0	0	200,000	
Total		325,000	125,000	125,000	125,000	125,000	825,000	
<i>Prior Years Cost</i>		<i>47,514,119</i>	<i>Future Years Cost</i>		<i>625,000</i>		<i>Total Project Cost</i>	<i>48,964,119</i>
I-595/SR-862 SOFTWARE SUPPORT - FM# 4279731 (TIP#)						*SIS*		
Type of Work: OTHER ITS					Lead Agency: FDOT			
Project Type: State Managed					LRTP#: pg200			
OTHER ITS								
PE	DS	100,000	100,000	100,000	100,000	100,000	500,000	
Total		100,000	100,000	100,000	100,000	100,000	500,000	
<i>Prior Years Cost</i>		<i>499,999</i>	<i>Future Years Cost</i>		<i>200,000</i>		<i>Total Project Cost</i>	<i>1,199,999</i>
I-595/SR-862/ P3 FROM E. OF I-75 TO W. OF I-95 - FM# 4208093 (TIP#)					Length: 9.815 mi	*Non-SIS*		
Type of Work: ADD LANES & RECONSTRUCT					Lead Agency: FDOT			
Project Type: State Managed					LRTP#: PG200			
I-595/SR 862 FROM EAST OF I-75 TO WEST OF I-95 DESIGN-BUILD-FINANCE OPERATE AND CONSTRUCTION								
CST	DIH	117,600	121,500	125,500	129,700	0	494,300	
MSC	DI	10,881,044	9,999,455	9,327,791	8,918,307	8,600,258	47,726,855	
MSC	PKM1	163,418	169,954	176,753	183,823	191,176	885,124	
CST	GMR	1,559,028	55,471,877	65,388,999	67,335,045	69,337,685	259,092,634	
CST	ACNH	71,712,000	95,434,001	123,173,000	217,622,000	4,298,000	512,239,001	
CST	PKYI	60,104,955	8,027,311	0	0	0	68,132,266	
MSC	D	905,645	941,871	979,546	1,018,728	1,059,477	4,905,267	
MSC	TOBF	3,438,000	4,700,000	5,762,000	6,572,000	7,301,000	27,773,000	
CST	SA	0	169,959	0	0	0	169,959	
Total		148,881,690	175,035,928	204,933,589	301,779,603	90,787,596	921,418,406	
<i>Prior Years Cost</i>		<i>300,831,340</i>	<i>Future Years Cost</i>		<i>2,951,975,407</i>		<i>Total Project Cost</i>	<i>4,174,225,153</i>

Phase	Fund Source	2015	2016	2017	2018	2019	Total
I-595/SR-862/P3 FROM E. OF I-75 TO W. OF I-95 - FM# 4208092 (TIP#)							*SIS*
Type of Work: PRELIM ENG FOR FUTURE CAPACITY					Lead Agency: FDOT		
Project Type: State Managed					LRTP#: Pg200		
PE	DS	700	0	0	0	0	700
Total		700	0	0	0	0	700
<i>Prior Years Cost</i>		66,494	<i>Future Years Cost</i>		<i>Total Project Cost</i>		67,194
I-595/SR-862/P3 - FM# 4247361 (TIP#)							*Non-SIS*
Type of Work: FUNDING ACTION					Lead Agency: FDOT		
Project Type: State Managed					LRTP#: pg200		
CONTINGENCY BOX							
FUNDING ACTION							
CST	DS	1,800	0	0	0	0	1,800
CST	DIS	0	108,360	0	0	0	108,360
Total		1,800	108,360	0	0	0	110,160
<i>Prior Years Cost</i>		11,593,240	<i>Future Years Cost</i>		<i>Total Project Cost</i>		11,703,400
I-595/SR862/P3/R/W FROM I-75 TO W. OF I-95 - FM# 4218542 (TIP#)					Length: 9.815 MI	*SIS*	
Type of Work: RIGHT OF WAY - FUTURE CAPACITY					Lead Agency: FDOT		
Project Type: State Managed					LRTP#: pg200		
ROW	BNIR	775,624	0	0	0	0	775,624
Total		775,624	0	0	0	0	775,624
<i>Prior Years Cost</i>		8,234,566	<i>Future Years Cost</i>		<i>Total Project Cost</i>		9,010,190
I-75 EXPRESS TOLL OPERATIONS BROWARD COUNTY - FM# 4354111 (TIP#)					Length: .000	*Non-SIS*	
Type of Work: TOLL COLLECTION					Lead Agency: MANAGED BY FDOT		
Project Type: State Managed					LRTP#: Pg 224		
MSC	TOBG	0	1,472,000	1,532,000	1,551,000	1,587,000	6,142,000
Total		0	1,472,000	1,532,000	1,551,000	1,587,000	6,142,000
<i>Prior Years Cost</i>			<i>Future Years Cost</i>		<i>Total Project Cost</i>		6,142,000

Phase	Fund Source	2015	2016	2017	2018	2019	Total
I-75/SR-93 AT GRIFFIN RD. - FM# 4327101 (TIP#)					Length: 2.100 MI	*SIS*	
Type of Work: INTERCHANGE IMPROVEMENT					Lead Agency: MANAGED BY FDOT		
Project Type: State Managed					LRTP#: Pg 213		
WEST SIDE OF I-75 AT GRIFFIN ROAD							
PE	DIH	0	30,000	0	0	0	30,000
Total		0	30,000	0	0	0	30,000
<i>Prior Years Cost</i>		<i>Future Years Cost</i>		<i>Total Project Cost</i>		30,000	
I-75/SR-93 FR N OF SR-848/STIRLING TO S OF SW 36TH STREET-RV - FM# 4337471 (TIP#)					Length: .000	*SIS*	
Type of Work: FUNDING ACTION					Lead Agency: FDOT		
Project Type: State Managed					LRTP#: pg200		
CST	DS	0	0	0	7,276,693	0	7,276,693
CST	DIH	0	0	0	11,560	0	11,560
Total		0	0	0	7,288,253	0	7,288,253
<i>Prior Years Cost</i>		<i>Future Years Cost</i>		<i>Total Project Cost</i>		7,288,253	
I-95 & BROWARD BLVD INTERCHANGE NORTHBOUND OFF-RAMP & TERMINUS - FM# 4347251 (TIP#)					Length: .500 MI	*SIS*	*RSP*
Type of Work: INTERCHANGE JUSTIFICA/MODIFICA					Lead Agency: MANAGED BY FDOT		
Project Type: State Managed					LRTP#: Pg 209		
PE	DS	50,000	0	0	0	0	50,000
RRU	ACNP	278,256	0	0	0	0	278,256
CST	ACNP	1,465,063	0	0	0	0	1,465,063
Total		1,793,319	0	0	0	0	1,793,319
<i>Prior Years Cost</i>		<i>Future Years Cost</i>		<i>Total Project Cost</i>		1,793,319	
I-95 & BROWARD BLVD. INTERCHANGE SOUTHBOUND OFF-RAMP & TERMINUS - FM# 4347241 (TIP#)					Length: .260 MI	*SIS*	*RSP*
Type of Work: INTERCHANGE JUSTIFICA/MODIFICA					Lead Agency: MANAGED BY FDOT		
Project Type: State Managed					LRTP#: Pg 209		
RRU	DDR	60,521	0	0	0	0	60,521
PE	DS	125,000	0	0	0	0	125,000
CST	DDR	127,483	0	0	0	0	127,483
RRU	ACNP	500,000	0	0	0	0	500,000
CST	ACNP	2,630,171	0	0	0	0	2,630,171
Total		3,443,175	0	0	0	0	3,443,175
<i>Prior Years Cost</i>		<i>Future Years Cost</i>		<i>Total Project Cost</i>		3,443,175	

Phase	Fund Source	2015	2016	2017	2018	2019	Total
I-95 BROWARD COUNTY SWEEPING - FM# 4033966 (TIP#)							
Type of Work: ROUTINE MAINTENANCE							
Project Type: State Managed							
Roadway Preservation Program							
						SIS	
					Lead Agency: FDOT		
					LRTP#: Page 224		
MSC	D	150,000	150,000	0	0	0	300,000
Total		150,000	150,000	0	0	0	300,000
<i>Prior Years Cost</i>		<i>150,000</i>	<i>Future Years Cost</i>		<i>Total Project Cost</i>		<i>450,000</i>
I-95 EXPRESS/PHASE 2 BUS OPERATIONS & MAINT. - FM# 4242193 (TIP#)							
Type of Work: URBAN CORRIDOR IMPROVEMENTS							
Project Type: State Managed							
SEVERE INCIDENT RESPONSE VEHICLE							
OTHER ITS							
						SIS	
					Length: .000		
					Lead Agency: BROWARD COUNTY		
					LRTP#: PG224		
MSC	TOBD	945,263	973,620	1,002,829	1,032,913	1,063,901	5,018,526
Total		945,263	973,620	1,002,829	1,032,913	1,063,901	5,018,526
<i>Prior Years Cost</i>			<i>Future Years Cost</i>		<i>Total Project Cost</i>		<i>5,018,526</i>
I-95/595/75/SIRV - FM# 4223323 (TIP#)							
Type of Work: OTHER ITS							
Project Type: State Managed							
SEVERE INCIDENT RESPONSE VEHICLE							
OTHER ITS							
						SIS	
					Lead Agency: FDOT		
					LRTP#: Pg202		
MSC	DDR	0	0	1,211,000	1,211,000	761,000	3,183,000
Total		0	0	1,211,000	1,211,000	761,000	3,183,000
<i>Prior Years Cost</i>			<i>Future Years Cost</i>		<i>Total Project Cost</i>		<i>4,705,000</i>
I-95/595/75/SIRV - FM# 4223322 (TIP#)							
Type of Work: OTHER ITS							
Project Type: State Managed							
SEVERE INCIDENT RESPONSE VEHICLE							
OTHER ITS							
						SIS	
					Lead Agency: FDOT		
					LRTP#: Pg202		
MSC	DDR	761,000	761,000	0	0	0	1,522,000
Total		761,000	761,000	0	0	0	1,522,000
<i>Prior Years Cost</i>		<i>2,408,000</i>	<i>Future Years Cost</i>		<i>Total Project Cost</i>		<i>3,930,000</i>

Phase	Fund Source	2015	2016	2017	2018	2019	Total
I-95/MOT/ENHANCED HOV OPERATIONS IN BROWARD & PALM BEACH - FM# 2314822 (TIP#)					Length: .000	*SIS*	
Type of Work: OPERATING/ADMIN. ASSISTANCE					Lead Agency: MANAGED BY FDOT		
Project Type: Imported					L RTP#: Pg 200		
CST	DS	160,000	160,000	160,000	160,000	0	640,000
CST	SA	160,000	160,000	160,000	40,000	0	520,000
Total		320,000	320,000	320,000	200,000	0	1,160,000
<i>Prior Years Cost</i>		<i>960,000</i>	<i>Future Years Cost</i>		<i>Total Project Cost</i>		<i>2,120,000</i>
I-95/SR-9 FROM MIAMI-DADE/BROW CL TO SUNRISE BOULEVARD - FM# 4280091 (TIP#)					Length: 16.240 mi	*SIS*	
Type of Work: ITS COMMUNICATION SYSTEM					Lead Agency: FDOT		
Project Type: State Managed					L RTP#: Pg202		
MIAMI-DADE/BROWARD COUNTYLINE TO SUNRISE BOULEVARD							
PE	DS	125,000	0	0	0	0	125,000
RRU	DS	25,000	0	0	0	0	25,000
CST	DS	964,452	0	0	0	0	964,452
CST	DIH	51,500	0	0	0	0	51,500
CST	DDR	2,133,778	0	0	0	0	2,133,778
Total		3,299,730	0	0	0	0	3,299,730
<i>Prior Years Cost</i>		<i>567,702</i>	<i>Future Years Cost</i>		<i>Total Project Cost</i>		<i>3,867,432</i>
I-95/SR-9 @ BROWARD BLVD. - FM# 2316402 (TIP#)						*SIS*	*RSP*
Type of Work: PARKING FACILITY					Lead Agency: FDOT		
Project Type: State Managed					L RTP#: Pg140		
@ BROWARD BLVD							
JOINT USE DEVELOPMENT - PARKING FACILITY							
ROW	DIH	5,000	5,000	5,000	5,000	5,000	25,000
Total		5,000	5,000	5,000	5,000	5,000	25,000
<i>Prior Years Cost</i>		<i>79,322</i>	<i>Future Years Cost</i>		<i>Total Project Cost</i>		<i>104,322</i>
IMPROVE INTERCHANGE AT SAWGRASS XWAY & CORAL RIDGE DR (MP 14) - FM# 4354611 (TIP#)					Length: .800 MI	*SIS*	
Type of Work: INTERCHANGE IMPROVEMENT					Lead Agency: MANAGED BY FDOT		
Project Type: State Managed					L RTP#: Pg 186		
PE	PKYI	0	0	0	390,305	0	390,305
CST	PKYI	0	0	0	0	5,071,526	5,071,526
Total		0	0	0	390,305	5,071,526	5,461,831
<i>Prior Years Cost</i>			<i>Future Years Cost</i>		<i>Total Project Cost</i>		<i>5,461,831</i>

Phase	Fund Source	2015	2016	2017	2018	2019	Total	
ITS EQUIPMENT REPLACEMENT CONSULTANT / GRANT - FM# 4309474 (TIP#)					Length: .000	*SIS*		
Type of Work: ITS COMMUNICATION SYSTEM					Lead Agency: MANAGED BY FDOT			
Project Type: State Managed					LRTP#: Pg 202			
	MSC	DITS	0	0	0	1,969,000	1,969,000	
	Total		0	0	0	1,969,000	1,969,000	
<i>Prior Years Cost</i>		<i>Future Years Cost</i>			<i>Total Project Cost</i>		1,969,000	
ITS EQUIPMENT REPLACEMENT CONSULTANT / GRANT - FM# 4309473 (TIP#)					Length: .000	*SIS*		
Type of Work: ITS COMMUNICATION SYSTEM					Lead Agency: FDOT			
Project Type: State Managed					LRTP#: PG202			
	MSC	DITS	0	0	1,716,000	0	1,716,000	
	Total		0	0	1,716,000	0	1,716,000	
<i>Prior Years Cost</i>		<i>Future Years Cost</i>			<i>Total Project Cost</i>		1,716,000	
ITS EQUIPMENT REPLACEMENT CONSULTANT / GRANT - FM# 4309472 (TIP#)					Lead Agency: FDOT	*SIS*		
Type of Work: ITS COMMUNICATION SYSTEM					LRTP#: Pg202			
Project Type: State Managed								
	MSC	DITS	0	1,264,000	0	0	1,264,000	
	Total		0	1,264,000	0	0	1,264,000	
<i>Prior Years Cost</i>		<i>Future Years Cost</i>			<i>Total Project Cost</i>		1,264,000	
ITS EQUIPMENT REPLACEMENT CONSULTANT / GRANT - FM# 4309471 (TIP#)					Lead Agency: FDOT	*SIS*		
Type of Work: ITS COMMUNICATION SYSTEM					LRTP#: Pg202			
Project Type: State Managed								
	MSC	ACNP	2,149,000	0	0	0	2,149,000	
	Total		2,149,000	0	0	0	2,149,000	
<i>Prior Years Cost</i>		<i>Future Years Cost</i>			<i>Total Project Cost</i>		2,149,000	
ITS TECHNICAL SUPPORT SERVICES - FM# 4155293 (TIP#)					Length: .000	*SIS*		
Type of Work:					Lead Agency: MANAGED BY FDOT			
Project Type: Imported					LRTP#: Pg 202			
	OPS	DS	400,000	400,000	600,000	0	1,400,000	
	Total		400,000	400,000	600,000	0	1,400,000	
<i>Prior Years Cost</i>		780,414	<i>Future Years Cost</i>			<i>Total Project Cost</i>		2,180,414

Phase	Fund Source	2015	2016	2017	2018	2019	Total
JOHNSON ROAD FROM SR 7 TO LYONS ROAD - FM# 790 (TIP# 790)					Length: 1	*Non-SIS*	*RSP*
Type of Work: WIDEN/RESURFACE EXIST LANES					Lead Agency: Coconut Creek, City of		
SR 7 TO LYONS ROAD ADD 2L (4LD)					L RTP#: Pg5		
CST	DEV	1,100,000	0	0	0	0	1,100,000
Total		1,100,000	0	0	0	0	1,100,000
<i>Prior Years Cost</i>			<i>Future Years Cost</i>		<i>Total Project Cost</i>		1,100,000
JOHNSON STREET FR. W. OF 31ST COURT TO SR-5/US-1 - FM# 4346721 (TIP#)					Length: 1.739 MI	*Non-SIS*	
Type of Work: BIKE LANE/SIDEWALK					Lead Agency: MANAGED BY FDOT		
Project Type: State Managed					L RTP#: Pg 153		
PE	SU	0	70,000	0	0	0	70,000
CST	CM	0	0	0	2,300,892	0	2,300,892
CST	SA	0	0	0	7,238,084	0	7,238,084
Total		0	70,000	0	9,538,976	0	9,608,976
<i>Prior Years Cost</i>			<i>Future Years Cost</i>		<i>Total Project Cost</i>		9,608,976
LAS OLAS BLVD FROM ANDREWS AVENUE TO SE 15TH AVENUE - FM# 4316691 (TIP#)					Lead Agency: FDOT	*Non-SIS*	
Type of Work: BIKE LANE/SIDEWALK					L RTP#: Pg177		
Project Type: State Managed							
PE	SU	0	0	0	341,281	0	341,281
Total		0	0	0	341,281	0	341,281
<i>Prior Years Cost</i>			<i>Future Years Cost</i>		<i>Total Project Cost</i>		341,281
LAUDERHILL COMMUNITY SHUTTLE REPLACEMENT PROJECT - FM# 1892 (TIP# 1892)					Lead Agency: Lauderhill, City of	*Non-SIS*	
Type of Work:					L RTP#: Pg5		
REPLACE COMMUNITY SHUTTLE BUSES (1 PER YEAR)							
CAP	MUN	150,000	0	0	0	0	150,000
Total		150,000	0	0	0	0	150,000
<i>Prior Years Cost</i>		150,000	<i>Future Years Cost</i>		<i>Total Project Cost</i>		300,000

Phase	Fund Source	2015	2016	2017	2018	2019	Total
LAUDERHILL, CITY OF - FM# 1899 (TIP# 1899)		*Non-SIS*					
Type of Work:		Lead Agency: Lauderhill, City of					
Project Type: Locally Managed		LRTP#: Pg5					
NW 31 AVE/NW 16 ST , BROWARD BLVD/NW 33 AVE, & BROWARD BLVD/NW 34 AVE							
CST	MUN	40,000	0	0	0	0	40,000
Total		40,000	0	0	0	0	40,000
<i>Prior Years Cost</i>		20,000	<i>Future Years Cost</i>		<i>Total Project Cost</i>		60,000
LAUDERHILL, CITY OF - FM# 1900 (TIP# 1900)		*Non-SIS*					
Type of Work:		Lead Agency: Lauderhill, City of					
Project Type: Locally Managed		LRTP#: Pg5					
NW 31 AVE/NW 12 STREET EMERGENCY VEHICLE PRE-EMPT TRAFFIC							
CST	MUN	20,000	0	0	0	0	20,000
Total		20,000	0	0	0	0	20,000
<i>Prior Years Cost</i>			<i>Future Years Cost</i>		<i>Total Project Cost</i>		20,000
LAUDERHILL, CITY OF - FM# 1898 (TIP# 1898)		*Non-SIS*					
Type of Work:		Lead Agency: Lauderhill, City of					
Project Type: Locally Managed		LRTP#: Pg5					
SUNRISE BLVD/NW 56 AVE & NW 31 AVE /NW 19 ST							
CST	MUN	20,000	0	0	0	0	20,000
Total		20,000	0	0	0	0	20,000
<i>Prior Years Cost</i>		20,000	<i>Future Years Cost</i>		<i>Total Project Cost</i>		40,000
LAUDERHILL, CITY OF FROM WEST CITY LIMITS TO SR 7 - FM# 1894 (TIP# 1894)		*Non-SIS*					
Type of Work:		Length: .59					
		Lead Agency: Lauderhill, City of					
		LRTP#: Pg5					
NW 26 STREET IMPROVEMENTS FROM WEST CITY LIMITS TO SR 7 RESURFACING							
PE	MUN	200,000	0	0	0	0	200,000
Total		200,000	0	0	0	0	200,000
<i>Prior Years Cost</i>			<i>Future Years Cost</i>		<i>Total Project Cost</i>		200,000

Phase	Fund Source	2015	2016	2017	2018	2019	Total	
LAUDERHILL, CITY OF - FM# 1897 (TIP# 1897)							*Non-SIS*	
Type of Work:							Lead Agency: Lauderhill, City of	
Project Type: Locally Managed							L RTP#: Pg5	
BROWARD BLVD/NW 31 AVENUE & SUNRISE BLVD/NW 31 AVENUE								
CST	MUN	20,000	0	0	0	0	20,000	
Total		20,000	0	0	0	0	20,000	
<i>Prior Years Cost</i>		<i>20,000</i>	<i>Future Years Cost</i>		<i>Total Project Cost</i>		<i>40,000</i>	
LAUDERHILL, CITY OF - FM# 1221 (TIP# 1221)							*Non-SIS*	
Type of Work:							Lead Agency: Lauderhill, City of	
Project Type: Locally Managed							L RTP#: Pg5	
CITYWIDE- PAVEMENT OF NEIGHBORHOODS ROADWAY IMPROVEMENTS								
CST	MUN	2,000,000	0	0	0	0	2,000,000	
Total		2,000,000	0	0	0	0	2,000,000	
<i>Prior Years Cost</i>		<i>6,000,000</i>	<i>Future Years Cost</i>		<i>Total Project Cost</i>		<i>8,000,000</i>	
LAUDERHILL, CITY OF - FM# 1895 (TIP# 1895)							*Non-SIS*	
Type of Work:							Lead Agency: Lauderhill, City of	
Project Type: Locally Managed							L RTP#: Pg5	
INDUSTRIAL PARK ROADWAY IMPROVEMENTS - RESURFACE/REBUILD ROADS AND DRAINAGE IMPROVEMENTS								
CST	MUN	1,350,000	0	0	0	0	1,350,000	
Total		1,350,000	0	0	0	0	1,350,000	
<i>Prior Years Cost</i>		<i>150,000</i>	<i>Future Years Cost</i>		<i>Total Project Cost</i>		<i>1,500,000</i>	
LAUDERHILL, CITY OF FROM WITHIN 60' ROW NW 13 STREET TO NW 15 STREET - FM# 1896 (TIP# 1896)							*Non-SIS*	
Type of Work:							Length: .177	
Project Type: Locally Managed							Lead Agency: Lauderhill, City of	
NW 38 AVENUE CONNECTION WITHIN 60' ROW FROM NW 13 STREET TO NW 15 STREET							L RTP#: Pg5	
CSTS	MUN	720,000	0	0	0	0	720,000	
Total		720,000	0	0	0	0	720,000	
<i>Prior Years Cost</i>		<i>80,000</i>	<i>Future Years Cost</i>		<i>Total Project Cost</i>		<i>800,000</i>	

Phase	Fund Source	2015	2016	2017	2018	2019	Total	
LIGHTHOUSE POINT, CITY OF - FM# 1769 (TIP# 1769)							*Non-SIS*	
Type of Work:							Lead Agency: Lighthouse Point, City of	
							L RTP#: L-Pg5	
CITYWIDE RESURFACING								
CST	MUN	100,000	100,000	0	0	0	200,000	
Total		100,000	100,000	0	0	0	200,000	
<i>Prior Years Cost</i>		<i>300,000</i>	<i>Future Years Cost</i>		<i>Total Project Cost</i>		<i>500,000</i>	
Las Olas Blvd FROM Andrews Ave TO Intracoastal Waterway - FM# 2734 (TIP# 2734)							Length: 2.0 miles	*Non-SIS*
Type of Work: BIKE LANE/SIDEWALK							Lead Agency: Fort Lauderdale, City of	
Project Type: Locally Managed							L RTP#: Pg 5	
The project elements include streetscape improvements, signal timing modifications, traffic calming measures, pedestrian signalization and crosswalk upgrades, speed management, bike lanes and lane adjustments. (CIP# 11136)								
CST	LF	1,100,000	800,000	0	0	0	1,900,000	
Total		1,100,000	800,000	0	0	0	1,900,000	
<i>Prior Years Cost</i>		<i>Future Years Cost</i>		<i>Total Project Cost</i>		<i>1,900,000</i>		
Las Olas Blvd Street Lighting FROM Kinney Tunnel TO SE 17th Ave - FM# 2736 (TIP# 2736)							Length: 0.7 miles	*Non-SIS*
Type of Work: LIGHTING							Lead Agency: Fort Lauderdale, City of	
Project Type: Locally Managed							L RTP#: Pg 5	
This project is for the installation of new light poles on East Las Olas Blvd, energy efficient fixtures, and improvements to existing electrical facilities. (CIP# FY20130233)								
CST	LF	0	428,000	0	0	0	428,000	
PE	LF	0	72,000	0	0	0	72,000	
Total		0	500,000	0	0	0	500,000	
<i>Prior Years Cost</i>		<i>Future Years Cost</i>		<i>Total Project Cost</i>		<i>500,000</i>		
Las Olas Intracoastal Promenade FROM Las Olas Blvd TO S Birch Rd - FM# 2252 (TIP# 2252)							Length: 0.4	*Non-SIS*
Type of Work: BIKE LANE/SIDEWALK							Lead Agency: Fort Lauderdale, City of	
Project Type: Locally Managed							L RTP#: Pg 5	
Development of the waterfront portion of the overall Intracoastal Parking Lot Improvements in the Beach Master Plan including a new waterfront promenade walkway, landscaping, lighting, pedestrian amenities and expansion of the existing Las Olas Marina.								
CST	LF	8,000,000	0	0	0	0	8,000,000	
Total		8,000,000	0	0	0	0	8,000,000	
<i>Prior Years Cost</i>		<i>Future Years Cost</i>		<i>Total Project Cost</i>		<i>8,000,000</i>		

Phase	Fund Source	2015	2016	2017	2018	2019	Total
MILL & RESURFACE SAWGRASS XWAY MP 0-8 - FM# 4310893 (TIP#)					Length: 8.174 MI	*SIS*	
Type of Work: RESURFACING					Lead Agency: MANAGED BY FDOT		
Project Type: State Managed					LRTP#: Pg 224		
CST	PKYR	15,000	0	0	0	0	15,000
Total		15,000	0	0	0	0	15,000
<i>Prior Years Cost</i>		<i>8,866,624</i>	<i>Future Years Cost</i>		<i>Total Project Cost</i>		<i>8,881,624</i>
MIRAMAR, CITY OF - FM# 2094 (TIP# 2094)					Length: 1	*Non-SIS*	
Type of Work:					Lead Agency: Miramar, City of		
Project Type: Locally Managed					LRTP#: L-Pg5		
MIRAMAR TOWN CENTER							
PEDESTRIAN TRANSIT ACCESS RELATED							
CST	LF	929,000	0	0	0	0	929,000
Total		929,000	0	0	0	0	929,000
<i>Prior Years Cost</i>		<i>2,255,000</i>	<i>Future Years Cost</i>		<i>Total Project Cost</i>		<i>3,184,000</i>
MISCELLANEOUS WALL REPAIRS - FM# 2203 (TIP# 2203)						*Non-SIS*	
Type of Work:					Lead Agency: Sunrise, City of		
REPAIR OF EXISTING WALLS, LOCATION VARIES					LRTP#: L-Pg5		
CST	MUN	25,000	25,000	0	0	0	50,000
Total		25,000	25,000	0	0	0	50,000
<i>Prior Years Cost</i>		<i>341,000</i>	<i>Future Years Cost</i>		<i>Total Project Cost</i>		<i>391,000</i>
NE 13th Street FROM NE 4th Ave TO NE 9th Ave - FM# 2730 (TIP# 2730)					Length: 0.4 miles	*Non-SIS*	
Type of Work: BIKE LANE/SIDEWALK					Lead Agency: Fort Lauderdale, City of		
Project Type: Locally Managed					LRTP#: pg 5		
The NE 13th Street Complete Street project is located within the Central City CRA and includes elements that will create safe multimodal access for all users. It is a Complete Street project that includes features such as a lane reduction, bike lanes, enhanced crosswalks, pedestrian-scale lighting, on-street parking, landscaping and ADA improvements. (CIP# 20140055)							
PE	LF	310,000	0	0	0	0	310,000
CST	BRP	0	1,500,000	0	0	0	1,500,000
Total		310,000	1,500,000	0	0	0	1,810,000
<i>Prior Years Cost</i>			<i>Future Years Cost</i>		<i>Total Project Cost</i>		<i>1,810,000</i>

Phase	Fund Source	2015	2016	2017	2018	2019	Total
NE 15th Avenue FROM SUNRISE TO NE 13 STREET - FM# 2035 (TIP# 2035)							*Non-SIS*
Type of Work:					Lead Agency: Fort Lauderdale, City of		
Project Type: Locally Managed					LRTP#: Pg 5		
The project includes reassignment of the right of way for lane reduction and addition of bicycle lanes and on-street parking. The project will modify the signal heads, create northbound to eastbound dedicated right-turn lane, extend the northbound to westbound left turn lane, and mill and resurface of the intersection. (CIP#FY20110063)							
CST	LF	0	0	0	415,000	0	415,000
PE	LF	0	0	0	85,000	0	85,000
Total		0	0	0	500,000	0	500,000
<i>Prior Years Cost</i>		<i>Future Years Cost</i>			<i>Total Project Cost</i>		<i>500,000</i>
NE 23D AVE BRIDGE BRIDGE #867202 BRIDGE REPLACEMENT - FM# 4343591 (TIP#)							*Non-SIS*
Type of Work: BRIDGE REPLACEMENT					Length: .011 MI		
Project Type: State Managed					Lead Agency: MANAGED BY FDOT		
OFF SYSTEM BRIDGE REPLACEMENT					LRTP#: Pg 224		
PE	ACSB	0	0	310,000	0	0	310,000
CST	ACSB	0	0	0	0	1,386,081	1,386,081
Total		0	0	310,000	0	1,386,081	1,696,081
<i>Prior Years Cost</i>		<i>Future Years Cost</i>			<i>Total Project Cost</i>		<i>1,696,081</i>
NE 6TH AVENUE FROM FR SR-816/OAKLAND PK BLVD TO NE 33RD STREET - FM# 4316721 (TIP#)							*Non-SIS*
Type of Work: SIDEWALK					Lead Agency: FDOT		
Project Type: State Managed					LRTP#: Pg159		
PE	SA	0	26,000	0	0	0	26,000
CST	SA	0	0	0	517,830	0	517,830
Total		0	26,000	0	517,830	0	543,830
<i>Prior Years Cost</i>		<i>Future Years Cost</i>			<i>Total Project Cost</i>		<i>543,830</i>
NE BROWARD MOBILITY PROJECT-POMPANO BCH/ DEERFIELD BCH - FM# 4346861 (TIP#)							*Non-SIS*
Type of Work: BIKE PATH/TRAIL					Length: .927 MI		
Project Type: State Managed					Lead Agency: MANAGED BY FDOT		
2013 MPO PRIORITY #7 48TH STREET/49TH STREET FROM POWERLINE ROAD TO SR-5/US-1 SW 3RD AVENUE FROM SR-869/SW 10TH STREET TO SR-810/HILLSBORO BLVD.					LRTP#: Pg 35		
PE	SU	0	0	770,450	0	0	770,450
CST	SU	0	0	0	0	5,153,626	5,153,626
CST	SA	0	0	0	0	115,500	115,500
Total		0	0	770,450	0	5,269,126	6,039,576
<i>Prior Years Cost</i>		<i>Future Years Cost</i>			<i>Total Project Cost</i>		<i>6,039,576</i>

Phase	Fund Source	2015	2016	2017	2018	2019	Total
NE/NW 4th Street FROM NW 7th Ave TO US1/Federal Highway - FM# 2735 (TIP# 2735)							
Type of Work: BIKE LANE/SIDEWALK							
Project Type: Locally Managed							
The project includes making pedestrian and bicycle improvements to make it safer which include lighting, shade trees, signage, intersection improvements, enhanced pedestrian crossings, bike lanes, and the completion of the sidewalks. (CIP# FY20150248)							
CST	LF	800,000	0	0	0	0	800,000
PE	LF	300,000	0	0	0	0	300,000
Total		1,100,000	0	0	0	0	1,100,000
<i>Prior Years Cost</i>			<i>Future Years Cost</i>			<i>Total Project Cost</i>	
							1,100,000
NORTH A1A FROM EL PRADO PARKING LOT TO PINE AVE - FM# 2461 (TIP# 2461)							
Type of Work:							
STREETSCAPE IMPROVEMENTS							
PDE	MUN	50,000	0	0	0	0	50,000
CST	MUN	0	200,000	0	0	0	200,000
Total		50,000	200,000	0	0	0	250,000
<i>Prior Years Cost</i>			<i>Future Years Cost</i>			<i>Total Project Cost</i>	
							250,000
NOVA DRIVE FROM SR-817/UNIVERSITY DR TO DAVIE ROAD - FM# 4258601 (TIP#)							
Type of Work: WIDEN/RESURFACE EXIST LANES							
Project Type: State Managed							
NOVA DRIVE FROM DAVIE ROAD TO UNIVERSITY DRIVE							
WIDEN/RESURFACE EXISTING LANES							
CST	LF	965,370	0	0	0	0	965,370
CST	CIGP	965,370	0	0	0	0	965,370
Total		1,930,740	0	0	0	0	1,930,740
<i>Prior Years Cost</i>			<i>Future Years Cost</i>			<i>Total Project Cost</i>	
							1,930,740

Phase	Fund Source	2015	2016	2017	2018	2019	Total
NOVA DRIVE PHASE II FROM UNIVERSITY DRIVE TO S. PINE ISLAND RD - FM# 2609 (TIP#)							*Non-SIS*
Type of Work:					Lead Agency: Davie, Town of		
2 LANES TO 3 LANES AND BIKE LANE					LRTP#: Pg196		
PLN	LF	0	200,000	0	0	0	200,000
CST	LF	0	0	1,650,000	0	0	1,650,000
Total		0	200,000	1,650,000	0	0	1,850,000
<i>Prior Years Cost</i>		<i>Future Years Cost</i>		<i>Total Project Cost</i>		<i>1,850,000</i>	
NW 110 AVENUE FROM SAMPLE ROAD TO WILES ROAD - FM# 4350881 (TIP#)							*Non-SIS*
Type of Work: BIKE LANE/SIDEWALK					Length: 1.015 MI		
Project Type: State Managed					Lead Agency: MANAGED BY FDOT		
					LRTP#: Pg 224		
PE	TALU	5,000	0	0	0	0	5,000
CST	LFP	0	0	320,237	0	0	320,237
CST	TALU	0	0	994,953	0	0	994,953
Total		5,000	0	1,315,190	0	0	1,320,190
<i>Prior Years Cost</i>		<i>Future Years Cost</i>		<i>Total Project Cost</i>		<i>1,320,190</i>	
NW 15th Street FROM Powerline Rd TO Andrews Ave - FM# 2269 (TIP# 2269)							*Non-SIS*
Type of Work: BIKE LANE/SIDEWALK					Lead Agency: Fort Lauderdale, City of		
Project Type: Locally Managed					LRTP#: PG 5		
South Middle River new road construction - Design and construction of improvements to the unimproved ROW's on NW 15 St. (CIP #11786)							
CST	LF	0	500,000	0	0	0	500,000
Total		0	500,000	0	0	0	500,000
<i>Prior Years Cost</i>		<i>Future Years Cost</i>		<i>Total Project Cost</i>		<i>500,000</i>	
NW 19TH STREET FROM SR-7 TO POWERLINE ROAD - FM# 4316651 (TIP#)							*Non-SIS*
Type of Work: BIKE LANE/SIDEWALK					Lead Agency: FDOT		
Project Type: State Managed					LRTP#: pg181		
PE	SU	875,000	0	0	0	0	875,000
CST	SA	0	0	0	0	6,231,566	6,231,566
Total		875,000	0	0	0	6,231,566	7,106,566
<i>Prior Years Cost</i>		<i>Future Years Cost</i>		<i>Total Project Cost</i>		<i>7,106,566</i>	

Phase	Fund Source	2015	2016	2017	2018	2019	Total
NW 21ST AVENUE FROM SR-816/OAKLAND PK BL TO SR-870/COMMERCIAL BLVD - FM# 4334331 (TIP#)					Length: .000	*Non-SIS*	
Type of Work: PD&E/EMO STUDY					Lead Agency: FDOT		
Project Type: State Managed					LRTP#: pg213		
PE	SU	150,000	1,530,000	0	0	0	1,680,000
Total		150,000	1,530,000	0	0	0	1,680,000
<i>Prior Years Cost</i>			<i>Future Years Cost</i>		<i>Total Project Cost</i>		1,680,000
NW 29TH STREET FROM CORAL SPRINGS DR TO CORAL HILLS DRIVE - FM# 4316741 (TIP#)					Lead Agency: FDOT	*Non-SIS*	
Type of Work: SIDEWALK					LRTP#: L-Pg5		
Project Type: State Managed							
CST	TALT	192,165	0	0	0	0	192,165
CST	LFP	90,000	0	0	0	0	90,000
CST	TALU	356,845	0	0	0	0	356,845
Total		639,010	0	0	0	0	639,010
<i>Prior Years Cost</i>		5,031	<i>Future Years Cost</i>		<i>Total Project Cost</i>		644,041
NW 35 AVENUE FROM N OF BROWARD BLVD TO NW 5TH PLACE - FM# 4317101 (TIP#)					Lead Agency: FDOT	*Non-SIS*	
Type of Work: LANDSCAPING					LRTP#: L-Pg5		
Project Type: State Managed							
CST	LFP	22,880	0	0	0	0	22,880
CST	SE	600,290	0	0	0	0	600,290
Total		623,170	0	0	0	0	623,170
<i>Prior Years Cost</i>		5,000	<i>Future Years Cost</i>		<i>Total Project Cost</i>		628,170
NW 38TH STREET FROM SR-945 POWERLINE RD TO PARK DRIVE - FM# 4316791 (TIP#)					Lead Agency: FDOT	*Non-SIS*	
Type of Work: LANDSCAPING					LRTP#: L-Pg5		
Project Type: State Managed							
CST	TALT	629,271	0	0	0	0	629,271
CST	LFP	1,883,260	0	0	0	0	1,883,260
CST	TALU	408,924	0	0	0	0	408,924
Total		2,921,455	0	0	0	0	2,921,455
<i>Prior Years Cost</i>		5,023	<i>Future Years Cost</i>		<i>Total Project Cost</i>		2,926,478

Phase	Fund Source	2015	2016	2017	2018	2019	Total
NW 44 STREET STREETScape IMPROVEMENTS FROM PINE ISLAND ROAD TO NW 117 AVENUE - FM# 2200 (TIP# 2200)							*Non-SIS*
Type of Work:					Lead Agency: Sunrise, City of		
					LRTP#: L-Pg5		
STREETSCAPES FROM PINE ISLAND ROAD TO NW 117 AVENUE							
CST	MUN	0	0	250,000	0	0	250,000
Total		0	0	250,000	0	0	250,000
<i>Prior Years Cost</i>		<i>15,000</i>	<i>Future Years Cost</i>		<i>Total Project Cost</i>		<i>265,000</i>
NW 44TH STREET FROM 11500 BLOCK TO PINE ISLAND ROAD - FM# 4332091 (TIP#)							*Non-SIS*
Type of Work: BIKE LANE/SIDEWALK					Length: .000		
Project Type: State Managed					Lead Agency: FDOT		
					LRTP#: pg170		
CST	TALT	0	752,937	0	0	0	752,937
CST	LFP	0	614,392	0	0	0	614,392
CST	TALU	0	288,418	0	0	0	288,418
CST	SA	0	3,645	0	0	0	3,645
Total		0	1,659,392	0	0	0	1,659,392
<i>Prior Years Cost</i>		<i>5,000</i>	<i>Future Years Cost</i>		<i>Total Project Cost</i>		<i>1,664,392</i>
NW 64TH AVENUE STREETScape FROM SUNSET STRIP TO OAKLAND PARK BOULEVARD - FM# 2620 (TIP#)							*Non-SIS*
Type of Work:					Lead Agency: Sunrise, City of		
					LRTP#: Pg5		
CST	LF	0	0	1,500,000	0	0	1,500,000
Total		0	0	1,500,000	0	0	1,500,000
<i>Prior Years Cost</i>			<i>Future Years Cost</i>		<i>Total Project Cost</i>		<i>1,500,000</i>
NW 7TH AVE. ATLANTIC BLVD. TO NW 8TH STREET - FM# 4351451 (TIP#)							*Non-SIS*
Type of Work: SIDEWALK					Length: .000		
Project Type: State Managed					Lead Agency: MANAGED BY FDOT		
					LRTP#: Pg 224		
PE	TALT	5,000	0	0	0	0	5,000
CST	TALT	0	0	262,284	0	0	262,284
CST	LFP	0	0	478,784	0	0	478,784
CST	TALU	0	0	244,127	0	0	244,127
Total		5,000	0	985,195	0	0	990,195
<i>Prior Years Cost</i>			<i>Future Years Cost</i>		<i>Total Project Cost</i>		<i>990,195</i>

Phase	Fund Source	2015	2016	2017	2018	2019	Total
NW 9TH AVENUE FROM BROWARD BLVD. TO SISTRUNK BLVD. - FM# 4332071 (TIP#)					Length: .000	*Non-SIS*	
Type of Work: SIDEWALK					Lead Agency: FDOT		
Project Type: State Managed					LRTP#: Pg 224		
ENV	TALT	10,000	0	0	0	0	10,000
CST	TALT	0	105,380	0	0	0	105,380
CST	LFP	0	1,279,667	0	0	0	1,279,667
CST	TALU	0	999,666	0	0	0	999,666
CST	SA	0	68,900	0	0	0	68,900
Total		10,000	2,453,613	0	0	0	2,463,613
<i>Prior Years Cost</i>		155,000	<i>Future Years Cost</i>		<i>Total Project Cost</i>		2,618,613
NW NEIGHBORHOOD FROM PHASE III FROM NW 6 ST TO NW 7 STREET - FM# 4317171 (TIP#)					Lead Agency: FDOT	*Non-SIS*	
Type of Work: SIDEWALK					LRTP#: S-Pg224		
Project Type: State Managed							
CST	TALT	191,795	0	0	0	0	191,795
CST	LFP	681,766	0	0	0	0	681,766
CST	TALU	783,303	0	0	0	0	783,303
Total		1,656,864	0	0	0	0	1,656,864
<i>Prior Years Cost</i>		190,567	<i>Future Years Cost</i>		<i>Total Project Cost</i>		1,847,431
OLD DIXIE HIGHWAY FROM NE 13TH STREET TO NE 19TH STREET - FM# 4329491 (TIP#)					Length: .253 MI	*Non-SIS*	
Type of Work: BIKE LANE/SIDEWALK					Lead Agency: FDOT		
Project Type: State Managed					LRTP#: pg178		
CST	SU	0	0	3,058,645	0	0	3,058,645
Total		0	0	3,058,645	0	0	3,058,645
<i>Prior Years Cost</i>		100,279	<i>Future Years Cost</i>		<i>Total Project Cost</i>		3,158,924
ORANGE DRIVE PHASE I FROM FTPK TO DAVIE ROAD - FM# 2610 (TIP#)					Lead Agency: Davie, Town of	*Non-SIS*	
Type of Work:					LRTP#: L-Pg 5		
2 LANES TO 3 LANES							
PE	LF	0	0	143,000	0	0	143,000
CST	LF	0	0	0	1,190,000	0	1,190,000
Total		0	0	143,000	1,190,000	0	1,333,000
<i>Prior Years Cost</i>			<i>Future Years Cost</i>		<i>Total Project Cost</i>		1,333,000

Phase	Fund Source	2015	2016	2017	2018	2019	Total
PARK ROAD - FM# 1936 (TIP# 1936)							*Non-SIS*
Type of Work: Locally Managed					Lead Agency: Weston, City of		
Project Type: Locally Managed					LRTP#: L-Pg5		
STREET LIGHT INSTALLATION							
PLN	MUN	300,000	0	0	0	0	300,000
Total		300,000	0	0	0	0	300,000
<i>Prior Years Cost</i>		<i>Future Years Cost</i>			<i>Total Project Cost</i>		300,000
PEMBROKE ROAD FROM SILVER SHORES BLVD TO DYKES ROAD - FM# 4117525 (TIP#)							*Non-SIS*
Type of Work: ADD LANES & RECONSTRUCT					Length: .643 MI		
Project Type: State Managed					Lead Agency: BROWARD COUNTY BOCC		
					LRTP#: pg197		
PE	CIGP	372,625	0	0	0	0	372,625
PE	LF	372,625	0	0	0	0	372,625
CST	LF	0	0	3,879,645	0	0	3,879,645
CST	CIGP	0	0	3,879,645	0	0	3,879,645
Total		745,250	0	7,759,290	0	0	8,504,540
<i>Prior Years Cost</i>		<i>Future Years Cost</i>			<i>Total Project Cost</i>		8,504,540
PERIMETER ROAD FROM GRIFFIN ROAD TO SW 4TH AVE - FM# 4346691 (TIP#)							*Non-SIS*
Type of Work: BIKE LANE/SIDEWALK					Length: 1.970 MI		
Project Type: State Managed					Lead Agency: MANAGED BY FDOT		
					LRTP#: Pg 177		
PE	SU	0	294,100	0	0	0	294,100
CST	SA	0	0	0	2,106,944	0	2,106,944
Total		0	294,100	0	2,106,944	0	2,401,044
<i>Prior Years Cost</i>		<i>Future Years Cost</i>			<i>Total Project Cost</i>		2,401,044
PETERS ROAD FROM PINE ISLAND ROAD TO TROPICAL WAY - FM# 4316981 (TIP#)							*Non-SIS*
Type of Work: BIKE LANE/SIDEWALK					Lead Agency: FDOT		
Project Type: State Managed					LRTP#: Pg179		
PE	SU	0	390,000	0	0	0	390,000
CST	SA	0	0	0	0	3,920,344	3,920,344
Total		0	390,000	0	0	3,920,344	4,310,344
<i>Prior Years Cost</i>		<i>Future Years Cost</i>			<i>Total Project Cost</i>		4,310,344

Phase	Fund Source	2015	2016	2017	2018	2019	Total	
PINE ISLAND ROAD PUBLIC TRANSIT INFRASTRUCTURE FROM NW 44 STREET TO COMMERCIAL BLVD - FM# 1893 (TIP# 1893)							*Non-SIS*	
Type of Work:							Lead Agency: Lauderdale, City of	
Project Type: Locally Managed							LRTP#: L-Pg5	
EAST SIDE BETWEEN NW 44 STREET AND COMMERCIAL BLVD								
CST	MUN	100,000	0	0	0	0	100,000	
Total		100,000	0	0	0	0	100,000	
<i>Prior Years Cost</i>		<i>Future Years Cost</i>		<i>Total Project Cost</i>		100,000		
PLANTATION MIDTOWN PERIMETER RD FROM BROWARD BLVD TO UNIVERSITY DRIVE - FM# 1922 (TIP# 1922)							*Non-SIS*	
Type of Work: URBAN CORRIDOR IMPROVEMENTS							Lead Agency: Plantation, City of	
							LRTP#: L-Pg5	
PERIMETER ROAD (a/k/a FEDERATED ROAD): TRANSIT GREENWAY AND MOBILITY IMPROVEMENTS FROM BROWARD BLVD TO UNIVERSITY DRIVE								
CST	MUN	0	0	10,000	0	0	10,000	
Total		0	0	10,000	0	0	10,000	
<i>Prior Years Cost</i>		<i>Future Years Cost</i>		<i>Total Project Cost</i>		10,000		
PLANTATION, CITY OF - FM# 2057 (TIP# 2057)							*Non-SIS*	
Type of Work: SIDEWALK							Lead Agency: Plantation, City of	
							LRTP#: L-Pg5	
CITYWIDE - SIDEWALK REPAIR								
CST	MUN	40,000	40,000	40,000	0	0	120,000	
CST	LF	0	0	0	40,000	0	40,000	
Total		40,000	40,000	40,000	40,000	0	160,000	
<i>Prior Years Cost</i>		140,000	<i>Future Years Cost</i>		<i>Total Project Cost</i>		300,000	
PLANTATION, CITY OF - FM# 1107 (TIP# 1107)							*Non-SIS*	
Type of Work: URBAN CORRIDOR IMPROVEMENTS							Lead Agency: Plantation, City of	
							LRTP#: L-Pg5	
THIS PROJECT INCLUDES TWO SEGMENTS: THE FIRST SEGMENT INCLUDES NW 82 AVENUE FROM AMERICAN EXPRESSWAY TO BROWARD BOULEVARD; THE SECOND SEGMENT INCLUDES SW 78 AV FROM PERIMETER ROAD/SW 10 ST TO UNIVERSITY DRIVE: DRAINAGE, CURBS, PARKING, BIKE LANES, & SIDEWALKS								
CST	MUN	0	10,000	0	0	0	10,000	
Total		0	10,000	0	0	0	10,000	
<i>Prior Years Cost</i>		<i>Future Years Cost</i>		<i>Total Project Cost</i>		10,000		

Phase	Fund Source	2015	2016	2017	2018	2019	Total
PLANTATION, CITY OF AT See project description - FM# 1921 (TIP# 1921) Type of Work: URBAN CORRIDOR IMPROVEMENTS MIDTOWN EAST-WEST GREENWAY CONNECTOR FROM ONE UNIVERSITY DRIVE TO COUNTY LIBRARY COMPLEX Lead Agency: Plantation, City of L RTP#: L-Pg5 *Non-SIS*							
CST	MUN	0	0	10,000	0	0	10,000
Total		0	0	10,000	0	0	10,000
<i>Prior Years Cost</i>		<i>Future Years Cost</i>		<i>Total Project Cost</i>		10,000	
PLANTATION, CITY OF - FM# 28 (TIP# 28) Type of Work: RESURFACING CITYWIDE RESURFACING - LOCAL STREETS Lead Agency: Plantation, City of L RTP#: L-Pg5 *Non-SIS*							
CST	MUN	4,150,000	970,000	1,250,000	0	0	6,370,000
CST	LF	0	0	0	1,380,000	0	1,380,000
Total		4,150,000	970,000	1,250,000	1,380,000	0	7,750,000
<i>Prior Years Cost</i>		1,300,000	<i>Future Years Cost</i>		<i>Total Project Cost</i>		9,050,000
PLANTATION/SUNRISE ANCHOR HUB - FM# 4334282 (TIP#) Type of Work: TRANSIT IMPROVEMENT Project Type: State Managed Length: .000 Lead Agency: BROWARD MPO L RTP#: PAGE 140 *Non-SIS*							
CST	SU	0	0	0	5,150,000	0	5,150,000
Total		0	0	0	5,150,000	0	5,150,000
<i>Prior Years Cost</i>		<i>Future Years Cost</i>		<i>Total Project Cost</i>		5,150,000	
PLANTATION/SUNRISE ANCHOR HUB - FM# 4334281 (TIP#) Type of Work: TRANSIT IMPROVEMENT Project Type: State Managed Length: .000 Lead Agency: FDOT L RTP#: PG140 *Non-SIS*							
MSC	SU	0	570,000	0	0	0	570,000
MSC	FTAT	0	570,000	0	0	0	570,000
Total		0	1,140,000	0	0	0	1,140,000
<i>Prior Years Cost</i>		<i>Future Years Cost</i>		<i>Total Project Cost</i>		1,140,000	

Phase	Fund Source	2015	2016	2017	2018	2019	Total
POINCIANA DRAINAGE FROM WASHINGTONIA TO PINE AVE - FM# 2450 (TIP# 2450)					Length: 706 LF		*Non-SIS*
Type of Work:					Lead Agency: Lauderdale-By-The-Sea, Town of		
IMPLEMENT STORMWATER MASTER PLAN. DRAINAGE IMPROVEMENTS					LRTP#: L-Pg5		
CST	MUN	700,000	0	0	0	0	700,000
Total		700,000	0	0	0	0	700,000
<i>Prior Years Cost</i>		<i>40,000</i>	<i>Future Years Cost</i>		<i>Total Project Cost</i>		<i>740,000</i>
POMPANO BEACH, CITY OF - FM# 1890 (TIP# 1890)					Lead Agency: Pompano Beach, City of		*Non-SIS*
Type of Work:					LRTP#: L-Pg5		
LOCAL ROAD RESURFACING							
CST	MUN	590,000	0	0	0	0	590,000
CST	LF	0	590,000	590,000	0	0	1,180,000
Total		590,000	590,000	590,000	0	0	1,770,000
<i>Prior Years Cost</i>		<i>1,980,000</i>	<i>Future Years Cost</i>		<i>Total Project Cost</i>		<i>3,750,000</i>
PRIMARY FROM CLEARING & GRUBBING / TO TREE TRIMMING - FM# 4242954 (TIP#)					Lead Agency: FDOT		*Non-SIS*
Type of Work: ROUTINE MAINTENANCE					LRTP#: Page 224		
Project Type: State Managed							
Roadway Preservation Program							
MSC	D	150,000	150,000	0	0	0	300,000
Total		150,000	150,000	0	0	0	300,000
<i>Prior Years Cost</i>		<i>250,000</i>	<i>Future Years Cost</i>		<i>Total Project Cost</i>		<i>550,000</i>
PRIMARY FROM CLEARING & GRUBBING / TO TREE TRIMMING - FM# 4242955 (TIP#)					Lead Agency: FDOT		*Non-SIS*
Type of Work: ROUTINE MAINTENANCE					LRTP#: Page 224		
Project Type: State Managed							
Roadway Preservation Program							
MSC	D	0	0	150,000	150,000	150,000	450,000
Total		0	0	150,000	150,000	150,000	450,000
<i>Prior Years Cost</i>		<i>Future Years Cost</i>		<i>Total Project Cost</i>		<i>450,000</i>	

Phase	Fund Source	2015	2016	2017	2018	2019	Total
PROGRAM MANAGEMENT PRODUCTION SUPPORT DIRECT PROJECT - FM# 4152851 (TIP#)					Length: .000	*Non-SIS*	
Type of Work: PRELIMINARY ENGINEERING					Lead Agency: MANAGED BY FDOT		
Project Type: Imported					LRTP#: Pg 224		
PE	DIH	1,700,000	1,800,000	1,800,000	1,800,000	1,800,000	8,900,000
Total		1,700,000	1,800,000	1,800,000	1,800,000	1,800,000	8,900,000
<i>Prior Years Cost</i>		<i>17,203,230</i>	<i>Future Years Cost</i>		<i>Total Project Cost</i>		<i>26,103,230</i>
PROSPECT ROAD @ SFRC CROSSING 628188-T - FM# 4353571 (TIP#)					Length: .131 MI	*Non-SIS*	
Type of Work: RAIL SAFETY PROJECT					Lead Agency: MANAGED BY FDOT		
Project Type: State Managed					LRTP#: Pg 224		
RRU	RHP	39,618	0	0	0	0	39,618
Total		39,618	0	0	0	0	39,618
<i>Prior Years Cost</i>			<i>Future Years Cost</i>		<i>Total Project Cost</i>		<i>39,618</i>
QUIET/SAFETY IMPVMTS FEC CROSSINGS-COUNTYWIDE - FM# 4351741 (TIP#)					Length: .000	*Non-SIS*	
Type of Work: RAIL SAFETY PROJECT					Lead Agency: BROWARD MPO		
Project Type: State Managed					LRTP#: Pg 224		
RRU	SU	200,000	4,030,000	0	0	0	4,230,000
Total		200,000	4,030,000	0	0	0	4,230,000
<i>Prior Years Cost</i>			<i>Future Years Cost</i>		<i>Total Project Cost</i>		<i>4,230,000</i>
RAVENSWOOD RD FROM STIRLING RD TO GRIFFIN RD - FM# 4331991 (TIP#)					Length: 1.000 MI	*SIS*	
Type of Work: BIKE LANE/SIDEWALK					Lead Agency: FDOT		
Project Type: State Managed					LRTP#: pg224		
CST	TALT	0	99,900	0	0	0	99,900
CST	LFP	0	2,627,621	0	0	0	2,627,621
CST	TALU	0	943,786	0	0	0	943,786
Total		0	3,671,307	0	0	0	3,671,307
<i>Prior Years Cost</i>		<i>5,000</i>	<i>Future Years Cost</i>		<i>Total Project Cost</i>		<i>3,676,307</i>

Phase	Fund Source	2015	2016	2017	2018	2019	Total
RAVENSWOOD RD. OVER DANIA CUT-OFF CANAL - FM# 4301921 (TIP#)					Length: 0.028 mi	*Non-SIS*	
Type of Work: BRIDGE REPLACEMENT					Lead Agency: FDOT		
Project Type: State Managed					LRTP#: Pg223		
OVER DANIA CUT-OFF CANAL BRIDGE #864028 BRIDGE REPLACEMENT							
CST	ACSB	3,842,110	0	0	0	0	3,842,110
CST	SA	2,047,287	0	0	0	0	2,047,287
CST	EB	52,714	0	0	0	0	52,714
Total		5,942,111	0	0	0	0	5,942,111
<i>Prior Years Cost</i>		<i>929,884</i>	<i>Future Years Cost</i>		<i>Total Project Cost</i>		<i>6,871,995</i>
RESERVE BOX FOR PINE ISLAND ROAD @ NW 57TH STREET - FM# 2299885 (TIP#)					Length: .000	*Non-SIS*	
Type of Work: FUNDING ACTION					Lead Agency: MANAGED BY FDOT		
Project Type: State Managed							
FUNDS FROM 425417-1							
CST	HPP	0	552,318	0	0	0	552,318
Total		0	552,318	0	0	0	552,318
<i>Prior Years Cost</i>			<i>Future Years Cost</i>		<i>Total Project Cost</i>		<i>552,318</i>
RESURFACE CORPORATE PARK AND EAST SUNRISE - FM# 2202 (TIP# 2202)						*Non-SIS*	
Type of Work:					Lead Agency: Sunrise, City of		
RESURFACING					LRTP#: L-Pg5		
CST	LF	585,000	585,000	0	0	0	1,170,000
Total		585,000	585,000	0	0	0	1,170,000
<i>Prior Years Cost</i>		<i>1,755,000</i>	<i>Future Years Cost</i>		<i>Total Project Cost</i>		<i>2,925,000</i>
RESURFACING - FM# 2453 (TIP# 2453)						*Non-SIS*	
Type of Work:					Lead Agency: Lauderdale-By-The-Sea, Town of		
TOWN WIDE STREET RESURFACING					LRTP#: L-Pg5		
CST	MUN	75,000	75,000	75,000	0	0	225,000
Total		75,000	75,000	75,000	0	0	225,000
<i>Prior Years Cost</i>		<i>150,000</i>	<i>Future Years Cost</i>		<i>Total Project Cost</i>		<i>375,000</i>

Phase	Fund Source	2015	2016	2017	2018	2019	Total
SAMPLE ROAD - FM# 1768 (TIP# 1768)							*Non-SIS*
Type of Work:					Lead Agency: Lighthouse Point, City of		
Project Type: Locally Managed					LRTP#: L-Pg5		
BRIDGE #867205 OVER CAP KNIGHT BAYOU REPLACE BRIDGE							
DSB	MUN	2,500,000	0	0	0	0	2,500,000
Total		2,500,000	0	0	0	0	2,500,000
<i>Prior Years Cost</i>			<i>Future Years Cost</i>		<i>Total Project Cost</i>		2,500,000
SAMPLE/UNIVERSITY GATEWAY HUB - FM# 4334311 (TIP#)							*Non-SIS*
Type of Work: TRANSIT IMPROVEMENT					Length: .000		
Project Type: State Managed					Lead Agency: FDOT		
MSC					LRTP#: PG140		
MSC	SU	0	0	800,000	0	0	800,000
MSC	FTAT	0	0	800,000	0	0	800,000
Total		0	0	1,600,000	0	0	1,600,000
<i>Prior Years Cost</i>			<i>Future Years Cost</i>		<i>Total Project Cost</i>		1,600,000
SAWGRASS CANAL REVETMENT - WALL 3 (MP 15.2) - FM# 4281542 (TIP#)							*SIS*
Type of Work: ENVIRONMENTAL MITIGATION					Length: .400 MI		
Project Type: State Managed					Lead Agency: MANAGED BY FDOT		
CST					LRTP#: Pg 224		
CST	PKYI	6,590,182	0	0	0	0	6,590,182
Total		6,590,182	0	0	0	0	6,590,182
<i>Prior Years Cost</i>			<i>Future Years Cost</i>		<i>Total Project Cost</i>		6,590,182
SAWGRASS CANAL REVETMENT - WALL 6 (MP 16) - FM# 4281543 (TIP#)							*SIS*
Type of Work: ENVIRONMENTAL MITIGATION					Length: .600 MI		
Project Type: State Managed					Lead Agency: MANAGED BY FDOT		
CST					LRTP#: Pg 224		
CST	PKYI	10,564,770	0	0	0	0	10,564,770
Total		10,564,770	0	0	0	0	10,564,770
<i>Prior Years Cost</i>			<i>Future Years Cost</i>		<i>Total Project Cost</i>		10,564,770

Phase	Fund Source	2015	2016	2017	2018	2019	Total
SAWGRASS XWAY MAINLINE DMS REPLACEMENT - FM# 4356051 (TIP#)					Length: 21.835 MI	*SIS*	
Type of Work: DYNAMIC MESSAGE SIGN					Lead Agency: MANAGED BY FDOT		
Project Type: State Managed					LRTP#: Pg 202		
CST	PKYI	860,890	0	0	0	0	860,890
Total		860,890	0	0	0	0	860,890
<i>Prior Years Cost</i>		<i>Future Years Cost</i>		<i>Total Project Cost</i>			860,890
SE 3 AVENUE FROM SE 17TH STREET TO SE 7TH STREET - FM# 4316781 (TIP#)					Lead Agency: FDOT	*Non-SIS*	
Type of Work: BIKE LANE/SIDEWALK					LRTP#: Pg178		
Project Type: State Managed							
PE	SU	775,000	0	0	0	0	775,000
ENV	SU	25,000	0	0	0	0	25,000
CST	SU	0	0	0	1,222,639	0	1,222,639
CST	SA	0	0	0	4,207,831	0	4,207,831
Total		800,000	0	0	5,430,470	0	6,230,470
<i>Prior Years Cost</i>		<i>Future Years Cost</i>		<i>Total Project Cost</i>			6,230,470
SE/SW 6th Street FROM Andrews Ave TO NE 3rd Ave - FM# 2731 (TIP# 2731)					Length: 0.2 miles	*Non-SIS*	
Type of Work:					Lead Agency: Fort Lauderdale, City of		
Project Type: Locally Managed					LRTP#: Pg 5		
Project includes the complete redesign to create a transit, pedestrian and bicycle friendly environment for commuters, jurors, residents and visitors to the area. Improvements will include lighting, landscaping, wayfinding signage, enhanced crosswalks, wider sidewalks, and iconic features. (CIP# FY20120131)							
PE	LF	350,000	0	0	0	0	350,000
CST	LF	0	2,350,000	0	0	0	2,350,000
Total		350,000	2,350,000	0	0	0	2,700,000
<i>Prior Years Cost</i>		<i>Future Years Cost</i>		<i>Total Project Cost</i>			2,700,000
SFRC/R/R BRIDGE MAINTENANCE AGREEMENT FOR OLD BASCULE BRIDGE - FM# 4069193 (TIP#)					Length: .000	*Non-SIS*	
Type of Work: PERIODIC MAINTENANCE					Lead Agency: MANAGED BY CITY OF FT		
Project Type: State Managed					LRTP#: Pg 224		
PERPETUAL MAINTENANCE AGREEMENT FOR THE OLD BASCULE BRIDGE AFTER MOVE TO CITY PARK - ONE TIME PAYMENT							
MSC	DDR	0	100,000	0	0	0	100,000
Total		0	100,000	0	0	0	100,000
<i>Prior Years Cost</i>		<i>Future Years Cost</i>		<i>Total Project Cost</i>			100,000

Phase	Fund Source	2015	2016	2017	2018	2019	Total
SOUTH A1A FROM DATURA TO SO BOUNDARY - FM# 2459 (TIP# 2459)					Length: 1300	*Non-SIS*	
Type of Work:					Lead Agency: Lauderdale-By-The-Sea, Town of		
STREETSCAPE IMPROVEMENTS					L RTP#: L-Pg5		
CST	MUN	30,000	150,000	0	0	0	180,000
Total		30,000	150,000	0	0	0	180,000
<i>Prior Years Cost</i>			<i>Future Years Cost</i>		<i>Total Project Cost</i>		180,000
SOUTH POST ROAD - FM# 1939 (TIP# 1939)					Length: 5	*Non-SIS*	
Type of Work:					Lead Agency: Weston, City of		
Project Type: Locally Managed					L RTP#: L-Pg5		
RESURFACING							
PLN	MUN	900,000	0	0	0	0	900,000
Total		900,000	0	0	0	0	900,000
<i>Prior Years Cost</i>		90,000	<i>Future Years Cost</i>		<i>Total Project Cost</i>		990,000
SR A1A (Westside) FROM SUNRISE TO FT LAUDERDALE BEACH PK - FM# 2267 (TIP# 2267)					Length: 1.6 miles	*Non-SIS*	
Type of Work: BIKE LANE/SIDEWALK					Lead Agency: Fort Lauderdale, City of		
Project Type: Locally Managed					L RTP#: Pg 5		
SR A1A Westside Streetscape Improvements and Sebastian/Alhambra ADA Parking Improvements. Project elements include replacing the concrete sidewalk and consolidation of trees and light poles within 2'-6" from the curblin e to create an unobstructed walkway to address pedestrian safety issues. The new lighting will be turtle compliant. (CIP #11681).							
CST	LF	4,630,500	0	0	0	0	4,630,500
UPD	LF	1,000,000	0	0	0	0	1,000,000
PE	LF	600,000	0	0	0	0	600,000
Total		6,230,500	0	0	0	0	6,230,500
<i>Prior Years Cost</i>			<i>Future Years Cost</i>		<i>Total Project Cost</i>		6,230,500
SR A1A SOUTHEAST 17TH STREET AT SOUTHEAST 15TH AVE - FM# 4344491 (TIP#)					Length: .001 MI	*Non-SIS*	
Type of Work: TRAFFIC SIGNALS					Lead Agency: MANAGED BY FDOT		
Project Type: State Managed					L RTP#: Pg 224		
CST	DS	0	0	703,167	0	0	703,167
CST	DIH	0	0	54,550	0	0	54,550
Total		0	0	757,717	0	0	757,717
<i>Prior Years Cost</i>		20,280	<i>Future Years Cost</i>		<i>Total Project Cost</i>		777,997

Phase	Fund Source	2015	2016	2017	2018	2019	Total
SR-25/US-27 FROM MIAMI-DADE/BROWARD C/L TO SR-818/GRIFFIN RD - FM# 4306031 (TIP#)							*SIS*
Type of Work: RESURFACING					Lead Agency: FDOT		
Project Type: State Managed					LRTP#: Pg223		
PE	DS	540,000	0	0	0	0	540,000
CST	SA	0	0	5,837,069	0	0	5,837,069
CST	DDR	0	0	776,166	0	0	776,166
Total		540,000	0	6,613,235	0	0	7,153,235
<i>Prior Years Cost</i>		679	<i>Future Years Cost</i>		<i>Total Project Cost</i>		7,153,914
SR-5/US-1 FROM BROWARD BLVD TO NE 17TH WAY - FM# 4287261 (TIP#)							*Non-SIS*
Type of Work: RESURFACING					Length: 1.830 mi		
Project Type: State Managed					Lead Agency: FDOT		
FROM BROWARD BLVD TO NE 17TH WAY RESURFACING					LRTP#: Pg223		
CST	DS	380,390	0	0	0	0	380,390
CST	SA	2,518,998	0	0	0	0	2,518,998
CST	DDR	275,393	0	0	0	0	275,393
CST	NHRE	448,269	0	0	0	0	448,269
Total		3,623,050	0	0	0	0	3,623,050
<i>Prior Years Cost</i>		981,073	<i>Future Years Cost</i>		<i>Total Project Cost</i>		4,604,123
SR-5/US-1 FROM MIAMI-DADE COUNTY LINE TO SR-842/BROWARD BLVD - FM# 4295751 (TIP#)							*Non-SIS*
Type of Work: PTO STUDIES					Length: 12.870		
Project Type: State Managed					Lead Agency: FDOT		
MIAMI-DADE CL TO BROWARD BLVD. PTO STUDIES					LRTP#: T-Pg137		
PE	SU	0	1,025,000	0	0	0	1,025,000
Total		0	1,025,000	0	0	0	1,025,000
<i>Prior Years Cost</i>		154,987	<i>Future Years Cost</i>		<i>Total Project Cost</i>		1,179,987
SR-5/US-1 BRIDGE #860259 OVER HILLSBORO CANAL - FM# 4338891 (TIP#)							*Non-SIS*
Type of Work: BRIDGE REHABILITATION					Length: .046 MI		
Project Type: State Managed					Lead Agency: MANAGED BY FDOT		
					LRTP#: Pg 224		
PE	DIH	0	0	10,000	0	0	10,000
Total		0	0	10,000	0	0	10,000
<i>Prior Years Cost</i>			<i>Future Years Cost</i>		<i>Total Project Cost</i>		10,000

Phase	Fund Source	2015	2016	2017	2018	2019	Total
SR-5/US-1 FROM GRIFFIN RD TO N. OF ELLER DR - FM# 2335702 (TIP#)					Length: .000	*Non-SIS*	
Type of Work: ROUTINE MAINTENANCE							
Project Type: State Managed					LRTP#: Pg 224		
LANDSCAPING AGREEMENT W/BROWARD COUNTY							
MSC	D	110,000	110,000	110,000	110,000	0	440,000
Total		110,000	110,000	110,000	110,000	0	440,000
<i>Prior Years Cost</i>		<i>110,000</i>	<i>Future Years Cost</i>		<i>Total Project Cost</i>		<i>550,000</i>
SR-5/US-1 FROM SR-834/SAMPLE ROAD TO BR/PB COUNTY LINE - FM# 4346951 (TIP#)					Length: 3.536 MI	*Non-SIS*	
Type of Work: BIKE LANE/SIDEWALK					Lead Agency: MANAGED BY FDOT		
Project Type: State Managed					LRTP#: Pg 191		
2013 MPO PRIORITY #7							
PE	DDR	0	0	50,000	0	0	50,000
PE	SU	0	0	20,000	0	0	20,000
CST	DS	0	0	0	0	2,533,580	2,533,580
CST	SU	0	0	0	0	4,693,522	4,693,522
CST	SA	0	0	0	0	173,250	173,250
Total		0	0	70,000	0	7,400,352	7,470,352
<i>Prior Years Cost</i>			<i>Future Years Cost</i>		<i>Total Project Cost</i>		<i>7,470,352</i>
SR-7/US-441 FROM N OF HALLANDALE BCH TO N. OF FILLMORE STREET - FM# 2277741 (TIP#)					Length: 1.951 mi	*Non-SIS*	*RSP*
Type of Work: ADD LANES & RECONSTRUCT					Lead Agency: FDOT		
Project Type: State Managed					LRTP#: Pg214		
N OF HALLANDALE BCH BLVD TO N OF FILLMORE STREET							
ROW	SU	180,951	0	0	0	0	180,951
ROW	DS	264,563	0	0	0	0	264,563
CST	SU	205,000	0	0	0	0	205,000
ROW	DDR	5,066	0	0	0	0	5,066
CST	DS	0	0	1,000,000	0	0	1,000,000
Total		655,580	0	1,000,000	0	0	1,655,580
<i>Prior Years Cost</i>		<i>126,782,973</i>	<i>Future Years Cost</i>		<i>Total Project Cost</i>		<i>128,438,553</i>

Phase	Fund Source	2015	2016	2017	2018	2019	Total
SR-7/US-441 FROM N. OF FILLMORE TO S OF STIRLING RD - FM# 2277751 (TIP#)					Length: 2.135 mi	*Non-SIS*	*RSP*
Type of Work: ADD LANES & RECONSTRUCT					Lead Agency: FDOT		
Project Type: State Managed					LRTP#: Pg196		
N OF FILLMORE STREET TO S OF STIRLING RD ADD 2L, RECONSTRUCT 4L (6LD)							
ROW	SU	12,024,126	1,276,987	885,565	0	0	14,186,678
ROW	BNDS	3,987,509	0	0	0	0	3,987,509
ROW	DS	378,794	14,835,263	1,969,568	113,626	0	17,297,251
ROW	DIH	195,181	0	0	0	0	195,181
ROW	DDR	1,703,000	10,289,553	200,000	0	0	12,192,553
Total		18,288,610	26,401,803	3,055,133	113,626	0	47,859,172
<i>Prior Years Cost</i>		<i>82,215,155</i>	<i>Future Years Cost</i>		<i>Total Project Cost</i>		<i>130,074,327</i>
SR-7/US-441 FROM LUCKY STREET TO SR-818/GRIFFIN RD - FM# 4297421 (TIP#)					Length: 0.608 mi	*Non-SIS*	
Type of Work: LIGHTING					Lead Agency: FDOT		
Project Type: State Managed					LRTP#: Pg223		
LUCKY STREET TO GRIFFIN RD LIGHTING							
CST	SA	70,838	0	0	0	0	70,838
CST	HSP	901,439	0	0	0	0	901,439
Total		972,277	0	0	0	0	972,277
<i>Prior Years Cost</i>		<i>171,884</i>	<i>Future Years Cost</i>		<i>Total Project Cost</i>		<i>1,144,161</i>
SR-7/US-441 FROM SR-834/SAMPLE ROAD TO BROWARD/PB COUNTYLINE - FM# 4279371 (TIP#)					Length: 3.726 mi	*Non-SIS*	
Type of Work: PD&E/EMO STUDY					Lead Agency: FDOT		
Project Type: State Managed					LRTP#: T-Pg137		
SAMPLE ROAD TO BROWARD/PALM BEACH COUNTYLINE							
PE	DIH	100,000	0	0	0	0	100,000
PE	DDR	1,645,507	0	0	0	0	1,645,507
PE	DS	1,254,493	0	0	0	0	1,254,493
CST	DIH	0	0	0	500,000	0	500,000
CST	DDR	0	0	0	21,110,911	0	21,110,911
Total		3,000,000	0	0	21,610,911	0	24,610,911
<i>Prior Years Cost</i>		<i>2,159,102</i>	<i>Future Years Cost</i>		<i>Total Project Cost</i>		<i>26,770,013</i>

Phase	Fund Source	2015	2016	2017	2018	2019	Total
SR-7/US-441 FROM MIAMI-DADE/BROWARD COUNTYLINE TO SAMPLE ROAD - FM# 4295761 (TIP#)							
Type of Work: URBAN CORRIDOR IMPROVEMENTS					Length: 21.120 mi	*Non-SIS*	
Project Type: State Managed					Lead Agency: FDOT		
MIAMI-DADE CL TO SAMPLE ROAD					LRTP#: Pg224		
URBAN CORRIDOR IMPROVEMENTS							
PE	SU	0	1,025,000	0	0	0	1,025,000
Total		0	1,025,000	0	0	0	1,025,000
<i>Prior Years Cost</i>		<i>1,004,838</i>	<i>Future Years Cost</i>		<i>Total Project Cost</i>		<i>2,029,838</i>
SR-7/US-441 AT NW 29TH STREET - FM# 4350931 (TIP#)							
Type of Work: TRAFFIC SIGNAL UPDATE					Length: .176 MI	*Non-SIS*	
Project Type: State Managed					Lead Agency: MANAGED BY FDOT		
NPV=3459766 MODIFY EXISTING "PROTECTED+PERMISSIVE" LT PHASE IN THE NB/SB DIRECTIONS TO "PROTECTED ONLY" PHASE. INSTALL ADDITIONAL SIGNAL HEADS FACING NB & SB DIRECTIONS. RELOCATE UTILITY POLES ON THE EAST SIDE TO THE BACK OF THE SIDEWALK. SIGNAL & MARKING IMPROVEMENTS. MODIFY ALL-RED INTERVALS FOR					LRTP#: Pg 224		
PE	SA	5,000	0	0	0	0	5,000
PE	HSP	80,000	0	0	0	0	80,000
CST	SA	0	0	16,365	0	0	16,365
CST	HSP	0	0	475,000	0	0	475,000
Total		85,000	0	491,365	0	0	576,365
<i>Prior Years Cost</i>			<i>Future Years Cost</i>		<i>Total Project Cost</i>		<i>576,365</i>
SR-7/US-441 FR S OF SR-820/HOLLYWD BL TO S OF SR-848/STIRLNG RD - FM# 2277753 (TIP#)							
Type of Work: LANDSCAPING					Length: 2.251 MI	*Non-SIS*	
Project Type: State Managed					Lead Agency: MANAGED BY FDOT		
CST DS		0	0	0	11,220	0	11,220
CST DIH		0	0	0	11,220	0	11,220
CST DDR		0	0	0	1,814,898	0	1,814,898
Total		0	0	0	1,837,338	0	1,837,338
<i>Prior Years Cost</i>		<i>135,317</i>	<i>Future Years Cost</i>		<i>Total Project Cost</i>		<i>1,972,655</i>
SR-7/US-441 FROM N OF HALLANDALE BCH TO N. OF FILLMORE STREET - FM# 2277743 (TIP#)							
Type of Work: LANDSCAPING					Length: 1.786 MI	*Non-SIS*	
Project Type: State Managed					Lead Agency: MANAGED BY FDOT		
CST DS		0	0	1,184,458	0	0	1,184,458
CST DIH		0	0	21,820	0	0	21,820
CST DDR		0	0	110,910	0	0	110,910
Total		0	0	1,317,188	0	0	1,317,188
<i>Prior Years Cost</i>		<i>130,128</i>	<i>Future Years Cost</i>		<i>Total Project Cost</i>		<i>1,447,316</i>

Phase	Fund Source	2015	2016	2017	2018	2019	Total
SR-736/DAVIE BLVD BRIDGE #860038 OVER SOUTH FORK OF NEW RIVER - FM# 4338941 (TIP#)					Length: .078 MI	*Non-SIS*	
Type of Work: BRIDGE REHABILITATION					Lead Agency: MANAGED BY FDOT		
Project Type: State Managed					L RTP#: Pg 224		
CST	DIH	0	0	0	0	5,775	5,775
CST	BRRP	0	0	0	0	770,777	770,777
Total		0	0	0	0	776,552	776,552
<i>Prior Years Cost</i>		<i>105,000</i>	<i>Future Years Cost</i>		<i>Total Project Cost</i>		<i>881,552</i>
SR-736/DAVIE BLVD FROM SW 17TH AVE TO SW 19TH AVE - FM# 4339971 (TIP#)					Length: .200 MI	*Non-SIS*	
Type of Work: MISCELLANEOUS CONSTRUCTION					Lead Agency: MANAGED BY FDOT		
Project Type: State Managed					L RTP#: Pg 224		
WALL REPAIR/REPLACEMENT							
CST	DIH	10,000	0	0	0	0	10,000
CST	DDR	114,564	0	0	0	0	114,564
Total		124,564	0	0	0	0	124,564
<i>Prior Years Cost</i>		<i>64,555</i>	<i>Future Years Cost</i>		<i>Total Project Cost</i>		<i>189,119</i>
SR-810 HILLSBORO BL - FM# 4305661 (TIP#)						*Non-SIS*	
Type of Work: BRIDGE REHABILITATION					Lead Agency: FDOT		
Project Type: State Managed					L RTP#: Pg 223		
BRDG# 860146,BICYCLE GRATINGS & SPAN LOCKS							
CST	DIH	14,955	0	0	0	0	14,955
CST	BRRP	852,102	0	0	0	0	852,102
Total		867,057	0	0	0	0	867,057
<i>Prior Years Cost</i>		<i>50,003</i>	<i>Future Years Cost</i>		<i>Total Project Cost</i>		<i>917,060</i>
SR-810 HILLSBORO BLVD. @ CSX SFRTA CROSSING 628167 - FM# 4353731 (TIP#)					Length: .200 MI	*SIS*	
Type of Work: RAIL SAFETY PROJECT					Lead Agency: MANAGED BY FDOT		
Project Type: State Managed					L RTP#: Pg 224		
RRU	RHP	33,287	0	0	0	0	33,287
Total		33,287	0	0	0	0	33,287
<i>Prior Years Cost</i>			<i>Future Years Cost</i>		<i>Total Project Cost</i>		<i>33,287</i>

Phase	Fund Source	2015	2016	2017	2018	2019	Total
SR-810/HILLSBORO BLV FROM MILITARY TRAIL TO TO SR-5/US-1 - FM# 4306021 (TIP#)							*SIS*
Type of Work: RESURFACING					Lead Agency: FDOT		
Project Type: State Managed					LRTP#: Pg223		
RRU	DDR	50,000	0	0	0	0	50,000
CST	DIH	0	156,758	0	0	0	156,758
CST	SA	0	2,346,664	0	0	0	2,346,664
CST	DDR	0	991,263	0	0	0	991,263
Total		50,000	3,494,685	0	0	0	3,544,685
<i>Prior Years Cost</i>		381,958	<i>Future Years Cost</i>		<i>Total Project Cost</i>		3,926,643
SR-810/HILLSBORO BLV OVER SR-91 TURNPIKE - FM# 4311071 (TIP#)							*Non-SIS*
Type of Work: BRIDGE REHABILITATION					Length: .042 MI		
Project Type: State Managed					Lead Agency: FDOT		
					LRTP#: pg224		
PE	DIH	17,000	0	0	0	0	17,000
CST	DIH	0	0	2,182	0	0	2,182
CST	BRRP	0	0	179,617	0	0	179,617
Total		17,000	0	181,799	0	0	198,799
<i>Prior Years Cost</i>			<i>Future Years Cost</i>		<i>Total Project Cost</i>		198,799
SR-811/DIXIE HIGHWAY FROM NE 26TH STREET TO NE 38TH STREET - FM# 4316701 (TIP#)							*Non-SIS*
Type of Work: SIDEWALK					Lead Agency: FDOT		
Project Type: State Managed					LRTP#: pg151		
PE	DIH	0	25,000	0	0	0	25,000
PE	DDR	0	100,000	0	0	0	100,000
CST	DIH	0	0	0	95,370	0	95,370
CST	DDR	0	0	0	3,062,119	0	3,062,119
Total		0	125,000	0	3,157,489	0	3,282,489
<i>Prior Years Cost</i>			<i>Future Years Cost</i>		<i>Total Project Cost</i>		3,282,489
SR-811/DIXIE HIGHWAY FROM SW 2 STREET TO COPANS ROAD - FM# 4306061 (TIP#)							*Non-SIS*
Type of Work: RESURFACING					Lead Agency: FDOT		
Project Type: State Managed					LRTP#: Pg223		
RRU	DDR	0	60,000	0	0	0	60,000
CST	DIH	0	0	145,649	0	0	145,649
CST	DDR	0	0	2,857,094	0	0	2,857,094
Total		0	60,000	3,002,743	0	0	3,062,743
<i>Prior Years Cost</i>		621,433	<i>Future Years Cost</i>		<i>Total Project Cost</i>		3,684,176

Phase	Fund Source	2015	2016	2017	2018	2019	Total
SR-811/DIXIE HIGHWAY FROM HAMMONDVILLE ROAD TO SW 4TH STREET - FM# 4190593 (TIP#) Type of Work: RAIL REVENUE/OPERATIONA IMPR Project Type: State Managed FROM HAMMONDVILLE ROAD TO SW 4TH STREET Length: 2.811 MI Lead Agency: FDOT LRTP#: Pg223 *Non-SIS*							
	RRU	16,000	16,000	16,000	16,000	16,000	80,000
	DDR						
	Total	16,000	16,000	16,000	16,000	16,000	80,000
	<i>Prior Years Cost</i>	<i>46,356</i>	<i>Future Years Cost</i>			<i>Total Project Cost</i>	<i>126,356</i>
SR-811/DIXIE HWY FROM S. OF MCNAB RD TO S OF ATLANTIC BLVD - FM# 4270112 (TIP#) Type of Work: RESURFACING Project Type: State Managed Length: 2.811 MI Lead Agency: FDOT LRTP#: pg224 *Non-SIS*							
	RRU	15,000	0	0	0	0	15,000
	DDR						
	CST	0	10,600	0	0	0	10,600
	DIH						
	CST	0	1,648,403	0	0	0	1,648,403
	DDR						
	Total	15,000	1,659,003	0	0	0	1,674,003
	<i>Prior Years Cost</i>	<i>30,000</i>	<i>Future Years Cost</i>			<i>Total Project Cost</i>	<i>1,704,003</i>
SR-811/DIXIE HWY NB RTL @ NE 48 STREET - FM# 4311481 (TIP#) Type of Work: RIGHT OF WAY ACTIVITIES Project Type: State Managed Length: .006 MI Lead Agency: FDOT LRTP#: pg224 *Non-SIS*							
	ROW	25,000	25,000	25,000	25,000	25,000	125,000
	DS						
	Total	25,000	25,000	25,000	25,000	25,000	125,000
	<i>Prior Years Cost</i>	<i>187,976</i>	<i>Future Years Cost</i>			<i>Total Project Cost</i>	<i>312,976</i>
SR-811/DIXIE HWY. FROM SR-842/BROWARD BLVD. TO SR-810/HILLSBORO BLVD. - FM# 4351991 (TIP#) Type of Work: URBAN CORRIDOR IMPROVEMENTS Project Type: State Managed Length: 14.844 MI Lead Agency: BROWARD MPO LRTP#: Pg 131 *Non-SIS*							
	PE	0	0	0	230,000	760,000	990,000
	SU						
	Total	0	0	0	230,000	760,000	990,000
	<i>Prior Years Cost</i>		<i>Future Years Cost</i>			<i>Total Project Cost</i>	<i>990,000</i>

Phase	Fund Source	2015	2016	2017	2018	2019	Total	
SR-811/NE 4 AVE FROM SR-838/SUNRISE BLVD TO NE 20TH STREET - FM# 4316571 (TIP#) Type of Work: BIKE LANE/SIDEWALK Project Type: State Managed PE SU 0 75,000 0 0 0 CST DIH 0 0 0 5,610 0 CST DDR 0 0 0 3,997,331 0 Total 0 75,000 0 4,002,941 0							*Non-SIS* Lead Agency: FDOT LRTP#: pg179	
<i>Prior Years Cost</i>		<i>Future Years Cost</i>		<i>Total Project Cost</i>		4,077,941		
SR-814/ATLANTIC BLVD - FM# 4297411 (TIP#) Type of Work: INTERSECTION IMPROVEMENT Project Type: State Managed @ NB TURNPIKE OFF-RAMP INTERSECTION IMPROVEMENT CST DS 83,530 0 0 0 0 CST SA 79,879 0 0 0 0 CST HSP 479,373 0 0 0 0 Total 642,782 0 0 0 0							Length: 0.150 mi Lead Agency: FDOT LRTP#: Pg223	*Non-SIS*
<i>Prior Years Cost</i>		165,008	<i>Future Years Cost</i>		<i>Total Project Cost</i>		807,790	
SR-814/ATLANTIC BLVD @ SFRC CROSSING 628177-F - FM# 4353501 (TIP#) Type of Work: RAIL SAFETY PROJECT Project Type: State Managed 14 LED SETS AND KEYDOWN AT CSX/SFRTA CROSSING 628177-F, RRU RHP 38,479 0 0 0 0 Total 38,479 0 0 0 0							Length: .200 MI Lead Agency: MANAGED BY FDOT LRTP#: Pg 224	*Non-SIS*
<i>Prior Years Cost</i>		<i>Future Years Cost</i>		<i>Total Project Cost</i>		38,479		

Phase	Fund Source	2015	2016	2017	2018	2019	Total
SR-816/OAKLAND PARK BLVD FROM E OF 31ST AVE. TO EAST OF I-95 - FM# 4287321 (TIP#)					Length: 1.830 mi	*Non-SIS*	
Type of Work: RESURFACING					Lead Agency: FDOT		
Project Type: State Managed					LRTP#: Pg223		
E OF 31 AVENUE TO E OF I-95 RESURFACING							
RRU	DDR	40,000	0	0	0	0	40,000
PE	HSP	69,306	0	0	0	0	69,306
CST	DS	0	528,853	0	0	0	528,853
CST	SA	0	495,397	0	0	0	495,397
CST	DDR	0	1,853,181	0	0	0	1,853,181
CST	HSP	0	57,754	0	0	0	57,754
Total		109,306	2,935,185	0	0	0	3,044,491
<i>Prior Years Cost</i>		653,272	<i>Future Years Cost</i>		<i>Total Project Cost</i>		3,697,763
SR-816/OAKLAND PARK BLVD AT SR-817/UNIVERSITY DRIVE - FM# 4295693 (TIP#)					Length: .226 MI	*Non-SIS*	
Type of Work: URBAN CORRIDOR IMPROVEMENTS					Lead Agency: MANAGED BY FDOT		
Project Type: State Managed					LRTP#: Pg 131		
PE	DIH	25,000	0	0	0	0	25,000
PE	DS	300,000	0	0	0	0	300,000
CST	DS	0	1,622,577	0	0	0	1,622,577
CST	DIH	0	53,000	0	0	0	53,000
Total		325,000	1,675,577	0	0	0	2,000,577
<i>Prior Years Cost</i>			<i>Future Years Cost</i>		<i>Total Project Cost</i>		2,000,577
SR-817/UNIVERSITY DR - FM# 4293661 (TIP#)					Length: 0.250 mi	*Non-SIS*	
Type of Work: INTERSECTION IMPROVEMENT					Lead Agency: FDOT		
Project Type: State Managed					LRTP#: Pg224		
@ NOVA DRIVE INTERSECTION IMPROVEMENT							
CST	SA	77,250	0	0	0	0	77,250
CST	HSP	3,027,075	0	0	0	0	3,027,075
Total		3,104,325	0	0	0	0	3,104,325
<i>Prior Years Cost</i>		791,268	<i>Future Years Cost</i>		<i>Total Project Cost</i>		3,895,593

Phase	Fund Source	2015	2016	2017	2018	2019	Total
SR-817/UNIVERSITY DR FR HALLANDALE BCH BLVD TO SR-834/SAMPLE RD. SEC5309 - FM# 4320663 (TIP#)					Length: 20.343 MI	*Non-SIS*	
Type of Work: PRELIMINARY ENGINEERING					Lead Agency: MANAGED BY FDOT		
Project Type: State Managed					LRTP#: Pg 224		
PE	SU	1,025,000	0	0	0	0	1,025,000
Total		1,025,000	0	0	0	0	1,025,000
<i>Prior Years Cost</i>			<i>Future Years Cost</i>		<i>Total Project Cost</i>		1,025,000
SR-818 GRIFFIN RD FROM 95TH AVE TO 88TH AVE - FM# 4339981 (TIP#)					Length: .581 MI	*Non-SIS*	
Type of Work: MISCELLANEOUS CONSTRUCTION					Lead Agency: MANAGED BY FDOT		
Project Type: State Managed					LRTP#: Pg 224		
WALL REPAIR/REPLACEMENT							
CST	DIH	9,999	0	0	0	0	9,999
CST	DDR	114,564	0	0	0	0	114,564
Total		124,563	0	0	0	0	124,563
<i>Prior Years Cost</i>		28,000	<i>Future Years Cost</i>		<i>Total Project Cost</i>		152,563
SR-820/HOLLYWOOD BLV @ SFRC CROSSING 628281-A - FM# 4354271 (TIP#)					Length: .200 MI	*SIS*	
Type of Work: RAIL SAFETY PROJECT					Lead Agency: MANAGED BY FDOT		
Project Type: State Managed					LRTP#: Pg 224		
RRU	RHP	33,614	0	0	0	0	33,614
Total		33,614	0	0	0	0	33,614
<i>Prior Years Cost</i>			<i>Future Years Cost</i>		<i>Total Project Cost</i>		33,614
SR-820/HOLLYWOOD BLV-PINES BLVD FROM SR-93/I-75 TO YOUNG CIRCLE - FM# 4317701 (TIP#)					Lead Agency: FDOT	*SIS*	
Type of Work: PTO STUDIES					LRTP#: T-Pg137		
Project Type: State Managed							
PE	SU	1,025,000	0	0	0	0	1,025,000
Total		1,025,000	0	0	0	0	1,025,000
<i>Prior Years Cost</i>		427,433	<i>Future Years Cost</i>		<i>Total Project Cost</i>		1,452,433

Phase	Fund Source	2015	2016	2017	2018	2019	Total
SR-820/PINES BLVD FR DYKES RD TO FLAMINGO RD - FM# 4348291 (TIP#)					Length: 3.112 MI	*Non-SIS*	
Type of Work: ATMS - ARTERIAL TRAFFIC MGMT					Lead Agency: MANAGED BY FDOT		
Project Type: State Managed					LRTP#: Pg 202		
PE	DIH	0	5,000	0	0	0	5,000
PE	DS	0	268,000	0	0	0	268,000
CST	DS	0	0	0	2,049,022	0	2,049,022
CST	SA	0	0	0	5,610	0	5,610
Total		0	273,000	0	2,054,632	0	2,327,632
<i>Prior Years Cost</i>			<i>Future Years Cost</i>		<i>Total Project Cost</i>		2,327,632
SR-822/SHERIDAN ST PARK AND RIDE LOT RESURFACING/CURB STOPS - FM# 4340011 (TIP#)					Length: .010 MI	*Non-SIS*	
Type of Work: MAINTENANCE RESURFACING (FLEX)					Lead Agency: MANAGED BY FDOT		
Project Type: State Managed					LRTP#: Pg 224		
REPAVE PARKING AREA, INSTALL NEW CURB STOPS							
CST	DIH	10,300	0	0	0	0	10,300
CST	DDR	1,346,355	0	0	0	0	1,346,355
Total		1,356,655	0	0	0	0	1,356,655
<i>Prior Years Cost</i>		74,224	<i>Future Years Cost</i>		<i>Total Project Cost</i>		1,430,879
SR-823/FLAMINGO RD FROM N. OF SR818/GRIFFIN ROAD TO S. OF SR-84 - FM# 4270121 (TIP#)					Length: 3.234 mi	*Non-SIS*	
Type of Work: RESURFACING					Lead Agency: FDOT		
Project Type: State Managed					LRTP#: Pg223		
N OF GRIFFIN RD TO S OF SR 84 RESURFACING							
CST	SA	0	1,224,182	0	0	0	1,224,182
CST	DDR	0	3,969,598	0	0	0	3,969,598
Total		0	5,193,780	0	0	0	5,193,780
<i>Prior Years Cost</i>		884,998	<i>Future Years Cost</i>		<i>Total Project Cost</i>		6,078,778
SR-823/FLAMINGO ROAD FROM S. OF PEMBROKE ROAD TO S. OF GRIFFIN ROAD - FM# 4311561 (TIP#)						*Non-SIS*	
Type of Work: DRAINAGE IMPROVEMENTS					Lead Agency: FDOT		
Project Type: State Managed					LRTP#: PAGE 224		
CST	DS	1,765,540	0	0	0	0	1,765,540
CST	DIH	9,346	0	0	0	0	9,346
Total		1,774,886	0	0	0	0	1,774,886
<i>Prior Years Cost</i>		326,893	<i>Future Years Cost</i>		<i>Total Project Cost</i>		2,101,779

Phase	Fund Source	2015	2016	2017	2018	2019	Total
SR-824/PEMBROKE ROAD FROM US-441/SR-7 EAST TO TO I-95 CITY OF HOLLYWOOD - FM# 4098221 (TIP#) Type of Work: ROUTINE MAINTENANCE Project Type: State Managed Roadway Preservation Program Lead Agency: FDOT LRTP#: Page 224 *Non-SIS*							
MSC	D	5,000	5,000	5,000	5,000	5,000	25,000
Total		5,000	5,000	5,000	5,000	5,000	25,000
<i>Prior Years Cost</i>		<i>65,012</i>	<i>Future Years Cost</i>		<i>Total Project Cost</i>		<i>90,012</i>
SR-824/PEMBROKE ROAD FROM EAST OF I-95 TO US-1 - FM# 4305901 (TIP#) Type of Work: RESURFACING Project Type: State Managed Lead Agency: FDOT LRTP#: Pg224 *Non-SIS*							
RRU	DDR	50,000	0	0	0	0	50,000
CST	DIH	0	74,200	0	0	0	74,200
CST	DDR	0	1,946,387	0	0	0	1,946,387
Total		50,000	2,020,587	0	0	0	2,070,587
<i>Prior Years Cost</i>		<i>457,397</i>	<i>Future Years Cost</i>		<i>Total Project Cost</i>		<i>2,527,984</i>
SR-824/PEMBROKE ROAD @ SFRC CROSSING 628282-G - FM# 4354281 (TIP#) Type of Work: RAIL SAFETY PROJECT Project Type: State Managed Length: .200 MI Lead Agency: MANAGED BY FDOT LRTP#: Pg 224 *Non-SIS*							
RRU	RHP	39,076	0	0	0	0	39,076
Total		39,076	0	0	0	0	39,076
<i>Prior Years Cost</i>			<i>Future Years Cost</i>		<i>Total Project Cost</i>		<i>39,076</i>
SR-824/PEMBROKE ROAD AT OLEANDER DRIVE - FM# 4350951 (TIP#) Type of Work: TRAFFIC SIGNALS Project Type: State Managed NPV=3065311 INSTALL A NEW FULL TRAFFIC SIGNAL Length: .184 MI Lead Agency: MANAGED BY FDOT LRTP#: Pg 224 *Non-SIS*							
PE	SA	5,000	0	0	0	0	5,000
PE	HSP	130,000	0	0	0	0	130,000
ROW	HSP	0	51,114	0	0	0	51,114
CST	SA	0	0	16,365	0	0	16,365
CST	HSP	0	0	486,340	0	0	486,340
Total		135,000	51,114	502,705	0	0	688,819
<i>Prior Years Cost</i>			<i>Future Years Cost</i>		<i>Total Project Cost</i>		<i>688,819</i>

Phase	Fund Source	2015	2016	2017	2018	2019	Total
SR-834 SAMPLE RD FROM SR-91/TPK ENTERPRISE TO MILITARY TRAIL - FM# 4315261 (TIP#)							*Non-SIS*
Type of Work: LANDSCAPING					Lead Agency: FDOT		
Project Type: State Managed					LRTP#: Pg224		
CST	LF	0	200,000	0	0	0	200,000
CST	DIH	0	5,300	0	0	0	5,300
CST	DDR	0	247,700	0	0	0	247,700
Total		0	453,000	0	0	0	453,000
<i>Prior Years Cost</i>		<i>30,000</i>	<i>Future Years Cost</i>		<i>Total Project Cost</i>		<i>483,000</i>
SR-834/SAMPLE ROAD AT SR-811/DIXIE HIGHWAY - FM# 4350911 (TIP#)							*Non-SIS*
Type of Work: TRAFFIC SIGNAL UPDATE					Length: .253 MI		
Project Type: State Managed					Lead Agency: MANAGED BY FDOT		
NPV=12035908 MODIFY EB, NB AND SB "PROTECTIVE/PERMISSIVE" PHASE TO "PROTECTED ONLY." INSTALL ADDITIONAL SIGNAL HEAD FOR THROUGH MOVEMENTS.					LRTP#: Pg 224		
PE	SA	5,000	0	0	0	0	5,000
PE	HSP	120,000	0	0	0	0	120,000
CST	SA	0	15,900	0	0	0	15,900
CST	HSP	0	560,000	0	0	0	560,000
Total		125,000	575,900	0	0	0	700,900
<i>Prior Years Cost</i>			<i>Future Years Cost</i>		<i>Total Project Cost</i>		<i>700,900</i>
SR-834/SAMPLE ROAD FROM W. OF MILITARY TRAIL TO E. OF MILITARY TRAIL - FM# 4347261 (TIP#)							*SIS*
Type of Work: ADD RIGHT TURN LANE(S)					Length: .190 MI		
Project Type: State Managed					Lead Agency: MANAGED BY FDOT		
NEW SIS CONNECTOR PROJECT.					LRTP#: Pg 197		
RRU	DDR	85,556	0	0	0	0	85,556
PE	ACNP	65,846	0	0	0	0	65,846
CST	DDR	34,790	0	0	0	0	34,790
ENV	ACNP	20,000	0	0	0	0	20,000
CST	ACNP	1,052,849	0	0	0	0	1,052,849
Total		1,259,041	0	0	0	0	1,259,041
<i>Prior Years Cost</i>		<i>263,490</i>	<i>Future Years Cost</i>		<i>Total Project Cost</i>		<i>1,522,531</i>

Phase	Fund Source	2015	2016	2017	2018	2019	Total
SR-834/SAMPLE ROAD FROM WEST OF SR-817 TO SR-811/DIXIE HWY - FM# 4327861 (TIP#)					Length: 8.590 MI	*SIS*	
Type of Work: PTO STUDIES					Lead Agency: FDOT		
Project Type: State Managed					LRTP#: pg224		
PE	SU	0	0	230,000	500,000	0	730,000
PE	DIH	0	0	0	5,000	25,000	30,000
PE	DDR	0	0	0	250,000	0	250,000
PE	DS	0	0	0	0	1,000,000	1,000,000
Total		0	0	230,000	755,000	1,025,000	2,010,000
<i>Prior Years Cost</i>			<i>Future Years Cost</i>		<i>Total Project Cost</i>		2,010,000
SR-838/SUNRISE BLVD - FM# 4301961 (TIP#)					Length: 0.100 mi	*Non-SIS*	
Type of Work: INTERSECTION IMPROVEMENT					Lead Agency: FDOT		
Project Type: State Managed					LRTP#: Pg224		
@ NW 24 AVENUE INTERSECTION IMPROVEMENT							
CST	DS	13,128	0	0	0	0	13,128
CST	SA	59,321	0	0	0	0	59,321
CST	HSP	541,547	0	0	0	0	541,547
Total		613,996	0	0	0	0	613,996
<i>Prior Years Cost</i>		216,080	<i>Future Years Cost</i>		<i>Total Project Cost</i>		830,076
SR-838/SUNRISE BLVD FR SR-869/SAWGRASS EXPWY TO SR-A1A - FM# 4327241 (TIP#)					Length: 14.801 MI	*Non-SIS*	
Type of Work: PTO STUDIES					Lead Agency: FDOT		
Project Type: State Managed					LRTP#: pg224		
PE	SU	230,000	760,000	1,181,223	0	0	2,171,223
Total		230,000	760,000	1,181,223	0	0	2,171,223
<i>Prior Years Cost</i>			<i>Future Years Cost</i>		<i>Total Project Cost</i>		2,171,223
SR-84 BRIDGE #860008 OVER THE SOUTH FORK OF THE NEW RIVER; REHAB - FM# 4321461 (TIP#)					Length: .044 MI	*Non-SIS*	
Type of Work: BRIDGE REHABILITATION					Lead Agency: FDOT		
Project Type: State Managed					LRTP#: pg224		
PE	DIH	0	20,000	0	0	0	20,000
CST	DIH	0	0	0	5,610	0	5,610
CST	BRRP	0	0	0	757,323	0	757,323
Total		0	20,000	0	762,933	0	782,933
<i>Prior Years Cost</i>			<i>Future Years Cost</i>		<i>Total Project Cost</i>		782,933

Phase	Fund Source	2015	2016	2017	2018	2019	Total
SR-842/BROWARD BLVD FROM WEST OF I-95 TO 7TH AVE - FM# 4287241 (TIP#)					Length: 1.400 mi	*SIS*	
Type of Work: RESURFACING					Lead Agency: FDOT		
Project Type: State Managed					LRTP#: Pg223		
WEST OF I-95 TO 7 AVE RESURFACING							
RRU	DDR	5,000	0	0	0	0	5,000
RRU	DS	5,000	0	0	0	0	5,000
CST	SU	0	237,073	0	0	0	237,073
CST	SA	0	711,898	0	0	0	711,898
CST	NHRE	0	1,526,938	0	0	0	1,526,938
Total		10,000	2,475,909	0	0	0	2,485,909
<i>Prior Years Cost</i>		1,123,839	<i>Future Years Cost</i>		<i>Total Project Cost</i>		3,609,748
SR-842/BROWARD BLVD FROM PINE ISLAND ROAD TO SR-5/US-1 - FM# 4280241 (TIP#)					Length: 6.776 mi	*Non-SIS*	
Type of Work: URBAN CORRIDOR IMPROVEMENTS					Lead Agency: FDOT		
Project Type: State Managed					LRTP#: Pg 131		
PINE ISLAND ROAD TO US 1 URBAN CORRIDOR IMPROVEMENTS							
CST	SU	0	2,300,925	0	0	0	2,300,925
Total		0	2,300,925	0	0	0	2,300,925
<i>Prior Years Cost</i>		1,566,627	<i>Future Years Cost</i>		<i>Total Project Cost</i>		3,867,552
SR-842/BROWARD BLVD - FM# 4299581 (TIP#)					Length: 0.019 mi	*SIS*	
Type of Work: BRIDGE REPLACEMENT					Lead Agency: FDOT		
Project Type: State Managed					LRTP#: Pg223		
BRIDGE #860063 & #860284 REMOVE AND REPLACE BRIDGES							
ROW	DIH	19,720	7,280	0	0	0	27,000
ROW	DDR	1,464,797	1,517,640	250,000	170,496	0	3,402,933
ROW	SA	228,890	0	0	0	0	228,890
CST	DIH	0	48,533	0	0	0	48,533
CST	DDR	0	4,630,058	0	0	0	4,630,058
CST	BRP	0	2,655,322	0	0	0	2,655,322
Total		1,713,407	8,858,833	250,000	170,496	0	10,992,736
<i>Prior Years Cost</i>		1,184,473	<i>Future Years Cost</i>		<i>Total Project Cost</i>		12,177,209

Phase	Fund Source	2015	2016	2017	2018	2019	Total
SR-842/BROWARD BLVD FROM OVER I-95 TO OVER CSX RAILROAD - FM# 4285931 (TIP#)							
Type of Work: BRIDGE REHABILITATION							
Project Type: State Managed							
FROM OVER I-95 TO OVER CSX RAILROAD BRIDGE REHABILITATION							
RRU	BRRP	150,000	0	0	0	0	150,000
CST	DIH	0	5,300	0	0	0	5,300
CST	BRRP	0	1,497,019	0	0	0	1,497,019
Total		150,000	1,502,319	0	0	0	1,652,319
<i>Prior Years Cost</i>		161,726	<i>Future Years Cost</i>		<i>Total Project Cost</i>		1,814,045
SR-842/BROWARD BLVD. @ NW 9TH AVE INTERSECTION - FM# 4340041 (TIP#)							
Type of Work: TRAFFIC SIGNALS							
Project Type: State Managed							
REBUILD SIGNAL TO ACCOMMODATE LT PHASES							
CST	DIH	5,150	0	0	0	0	5,150
CST	DDR	334,492	0	0	0	0	334,492
Total		339,642	0	0	0	0	339,642
<i>Prior Years Cost</i>		48,239	<i>Future Years Cost</i>		<i>Total Project Cost</i>		387,881
SR-842/BROWARD BLVD. FROM SW 9TH AVE TO RRX - FM# 4350891 (TIP#)							
Type of Work: LIGHTING							
Project Type: State Managed							
NPV=5054212 INSTALL ADDITIONAL LIGHT POLES W/ 250W HPS CUTOFF FIXTURES ALONG THE WESTBOUND LANES OF SR-842 WITHIN THE STUDY LIMITS & RETROFIT THE EXISTING POLES ON THE SOUTH SIDE OF THE ROADWAY WITH 250W HPS CUTOFF LUMINAIRES.							
PE	SA	5,000	0	0	0	0	5,000
PE	HSP	100,000	0	0	0	0	100,000
CST	DS	0	438,301	0	0	0	438,301
CST	DIH	0	10,600	0	0	0	10,600
Total		105,000	448,901	0	0	0	553,901
<i>Prior Years Cost</i>			<i>Future Years Cost</i>		<i>Total Project Cost</i>		553,901

Phase	Fund Source	2015	2016	2017	2018	2019	Total
SR-842/BROWARD BLVD. PARK & RIDE LOT INSTALL NEW CURB STOPS - FM# 4339721 (TIP#)					Length: .100 MI	*Non-SIS*	
Type of Work: MAINTENANCE RESURFACING (FLEX)					Lead Agency: MANAGED BY FDOT		
Project Type: State Managed					LRTP#: Pg 224		
REPAVE PARKING AREA INSTALL NEW CURB STOPS							
CST	DIH	10,000	0	0	0	0	10,000
CST	DDR	735,801	0	0	0	0	735,801
Total		745,801	0	0	0	0	745,801
<i>Prior Years Cost</i>		<i>73,040</i>	<i>Future Years Cost</i>		<i>Total Project Cost</i>		<i>818,841</i>
SR-842/LAS OLAS FROM ISLES OF CAPRI TO W. OF ICWW - FM# 4339771 (TIP#)					Length: .800 MI	*Non-SIS*	
Type of Work: DRAINAGE/RETENTION					Lead Agency: MANAGED BY FDOT		
Project Type: State Managed					LRTP#: Pg 224		
INSTALATION OF FLAP GATE DEVICES AND PIPE LINING							
CST	DS	0	0	423,413	0	0	423,413
CST	DIH	0	0	57,187	0	0	57,187
CST	DDR	0	0	53,459	0	0	53,459
Total		0	0	534,059	0	0	534,059
<i>Prior Years Cost</i>		<i>26,666</i>	<i>Future Years Cost</i>		<i>Total Project Cost</i>		<i>560,725</i>
SR-845/POWERLINE RD FROM SR-838/SUNRISE BLVD TO NW 19 STREET - FM# 4306041 (TIP#)						*Non-SIS*	
Type of Work: RESURFACING					Lead Agency: FDOT		
Project Type: State Managed					LRTP#: Pg223		
CST	DIH	0	0	75,170	0	0	75,170
CST	DDR	0	0	1,562,687	0	0	1,562,687
Total		0	0	1,637,857	0	0	1,637,857
<i>Prior Years Cost</i>		<i>279,284</i>	<i>Future Years Cost</i>		<i>Total Project Cost</i>		<i>1,917,141</i>
SR-845/POWERLINE RD FROM N OF WEST DRIVE TO BROWARD/PALM BCH C/L - FM# 4306051 (TIP#)						*Non-SIS*	
Type of Work: RESURFACING					Lead Agency: FDOT		
Project Type: State Managed					LRTP#: Pg223		
RRU	DDR	15,000	0	0	0	0	15,000
CST	DS	2,598,744	0	0	0	0	2,598,744
CST	DIH	72,100	0	0	0	0	72,100
CST	DDR	459,172	0	0	0	0	459,172
Total		3,145,016	0	0	0	0	3,145,016
<i>Prior Years Cost</i>		<i>623,920</i>	<i>Future Years Cost</i>		<i>Total Project Cost</i>		<i>3,768,936</i>

Phase	Fund Source	2015	2016	2017	2018	2019	Total
SR-845/POWERLINE RD FROM NORTH OF 19TH ST. TO NW 29TH ST - FM# 4287311 (TIP#)					Length: 0.550 mi	*Non-SIS*	
Type of Work: RESURFACING					Lead Agency: FDOT		
Project Type: State Managed					LRTP#: Pg223		
NORTH OF 19 ST TO NW 29 ST RESURFACING							
CST	DS	0	0	469,910	0	0	469,910
CST	SU	0	0	16,365	0	0	16,365
CST	SA	0	0	425,683	0	0	425,683
CST	DDR	0	0	287,452	0	0	287,452
Total		0	0	1,199,410	0	0	1,199,410
<i>Prior Years Cost</i>		<i>324,437</i>	<i>Future Years Cost</i>		<i>Total Project Cost</i>		<i>1,523,847</i>
SR-845/POWERLINE RD @ SFRC CROSSING 628187-L - FM# 4353561 (TIP#)					Length: .200 MI	*Non-SIS*	
Type of Work: RAIL SAFETY PROJECT					Lead Agency: MANAGED BY FDOT		
Project Type: State Managed					LRTP#: Pg 224		
RRU	RHP	32,148	0	0	0	0	32,148
Total		32,148	0	0	0	0	32,148
<i>Prior Years Cost</i>			<i>Future Years Cost</i>		<i>Total Project Cost</i>		<i>32,148</i>
SR-848/ STIRLING RD FROM E OF UNIVERSITY DR TO EAST OF SR-7/US-441 - FM# 4287251 (TIP#)					Length: 2.656 mi	*Non-SIS*	
Type of Work: RESURFACING					Lead Agency: FDOT		
Project Type: State Managed					LRTP#: Pg223		
UNIVERSITY DR TO 7 STREET RESURFACING							
PE	HSP	178,687	0	0	0	0	178,687
CST	DS	0	0	2,357,554	0	0	2,357,554
CST	SA	0	0	520,237	0	0	520,237
CST	DDR	0	0	359,427	0	0	359,427
CST	HSP	0	0	1,049,787	0	0	1,049,787
Total		178,687	0	4,287,005	0	0	4,465,692
<i>Prior Years Cost</i>		<i>512,047</i>	<i>Future Years Cost</i>		<i>Total Project Cost</i>		<i>4,977,739</i>

Phase	Fund Source	2015	2016	2017	2018	2019	Total
SR-848/STIRLING RD - FM# 4297401 (TIP#)					Length: 0.228 mi	*Non-SIS*	
Type of Work: INTERSECTION IMPROVEMENT					Lead Agency: FDOT		
Project Type: State Managed					LRTP#: Pg224		
@ OAKWOOD BLVD INTERSECTION IMPROVEMENT							
CST	SA	99,253	0	0	0	0	99,253
CST	HSP	598,831	0	0	0	0	598,831
Total		698,084	0	0	0	0	698,084
<i>Prior Years Cost</i>		<i>191,275</i>	<i>Future Years Cost</i>		<i>Total Project Cost</i>		<i>889,359</i>
SR-848/STIRLING ROAD @ SFRC CROSSING 628274-P - FM# 4354261 (TIP#)					Length: .200 MI	*Non-SIS*	
Type of Work: RAIL SAFETY PROJECT					Lead Agency: MANAGED BY FDOT		
Project Type: State Managed					LRTP#: Pg 224		
RRU	RHP	31,881	0	0	0	0	31,881
Total		31,881	0	0	0	0	31,881
<i>Prior Years Cost</i>			<i>Future Years Cost</i>		<i>Total Project Cost</i>		<i>31,881</i>
SR-858 FROM MP 5.241 TO MP 5.389 - FM# 4321531 (TIP#)					Length: .148 MI	*Non-SIS*	
Type of Work: BRIDGE REHABILITATION					Lead Agency: FDOT		
Project Type: State Managed					LRTP#: pg224		
PE	DIH	0	50,000	0	0	0	50,000
CST	DIH	0	0	0	5,610	0	5,610
CST	BRRP	0	0	0	3,761,208	0	3,761,208
Total		0	50,000	0	3,766,818	0	3,816,818
<i>Prior Years Cost</i>			<i>Future Years Cost</i>		<i>Total Project Cost</i>		<i>3,816,818</i>
SR-858/HALLANDALE BEACH BLVD FROM E OF SR-7 TO W OF LAKESHORE DRIVE - FM# 4287331 (TIP#)					Length: 1.943 mi	*Non-SIS*	
Type of Work: RESURFACING					Lead Agency: FDOT		
Project Type: State Managed					LRTP#: Pg223		
SR 7 TO W OF LAKESHORE DRIVE RESURFACING							
CST	SU	0	0	86,000	0	0	86,000
CST	SA	0	0	43,640	0	0	43,640
CST	DDR	0	0	4,389,563	0	0	4,389,563
CST	NHRE	0	0	413,746	0	0	413,746
Total		0	0	4,932,949	0	0	4,932,949
<i>Prior Years Cost</i>		<i>858,103</i>	<i>Future Years Cost</i>		<i>Total Project Cost</i>		<i>5,791,052</i>

Phase	Fund Source	2015	2016	2017	2018	2019	Total
SR-862/I-595 BRIDGE # 860538 - FM# 4285921 (TIP#)					Length: 1.536 mi	*SIS*	
Type of Work: BRIDGE REHABILITATION					Lead Agency: FDOT		
Project Type: State Managed					LRTP#: Pg223		
BRIDGE #860538 FROM EB I-595 RAMP TO NB I-95 BRIDGE REHABILITATION							
CST	DIH	0	0	0	0	5,775	5,775
CST	BRRP	0	0	0	0	12,219,862	12,219,862
Total		0	0	0	0	12,225,637	12,225,637
<i>Prior Years Cost</i>		<i>5,000</i>	<i>Future Years Cost</i>		<i>Total Project Cost</i>		<i>12,230,637</i>
SR-862/I-595 FROM EXIT RAMP TO NB SR-9 - FM# 4311101 (TIP#)					Length: .287 MI	*SIS*	
Type of Work: BRIDGE REHABILITATION					Lead Agency: FDOT		
Project Type: State Managed					LRTP#: pg224		
PE	DIH	50,000	0	0	0	0	50,000
CST	DIH	0	0	3,273	0	0	3,273
CST	BRRP	0	0	560,589	0	0	560,589
Total		50,000	0	563,862	0	0	613,862
<i>Prior Years Cost</i>			<i>Future Years Cost</i>		<i>Total Project Cost</i>		<i>613,862</i>
SR-870/COMMERCIAL BL @ ROCK ISLAND ROAD - FM# 4270042 (TIP#)					Length: .060 MI	*Non-SIS*	
Type of Work: INTERSECTION IMPROVEMENT					Lead Agency: FDOT		
Project Type: State Managed					LRTP#: pg103		
CST	SA	30,542	0	0	0	0	30,542
CST	DDR	57,530	0	0	0	0	57,530
CST	HSP	325,536	0	0	0	0	325,536
Total		413,608	0	0	0	0	413,608
<i>Prior Years Cost</i>		<i>78,774</i>	<i>Future Years Cost</i>		<i>Total Project Cost</i>		<i>492,382</i>
SR-870/COMMERCIAL BL @ SFRC CROSSING 628186-E - FM# 4353551 (TIP#)					Length: .200 MI	*Non-SIS*	
Type of Work: RAIL SAFETY PROJECT					Lead Agency: MANAGED BY FDOT		
Project Type: State Managed					LRTP#: Pg 224		
RRU	RHP	39,618	0	0	0	0	39,618
Total		39,618	0	0	0	0	39,618
<i>Prior Years Cost</i>			<i>Future Years Cost</i>		<i>Total Project Cost</i>		<i>39,618</i>

Phase	Fund Source	2015	2016	2017	2018	2019	Total
SR-870/COMMERCIAL BLVD. @ N.E. 15TH AVE - FM# 4340051 (TIP#)					Length: .100 MI	*Non-SIS*	
Type of Work: TRAFFIC SIGNALS					Lead Agency: MANAGED BY FDOT		
Project Type: State Managed					LRTP#: Pg 224		
REBUILD SIGNAL TO ACCOMMODATE LT PHASES							
CST	DIH	5,150	0	0	0	0	5,150
CST	DDR	212,704	0	0	0	0	212,704
Total		217,854	0	0	0	0	217,854
<i>Prior Years Cost</i>		<i>46,565</i>	<i>Future Years Cost</i>		<i>Total Project Cost</i>		<i>264,419</i>
SR-9/I-95 FROM SR-858/HALLANDALE BLVD TO SR-820/HOLLYWOOD BLVD - FM# 4293651 (TIP#)					Length: 2.452 mi	*SIS*	
Type of Work: LIGHTING					Lead Agency: FDOT		
Project Type: State Managed					LRTP#: Pg223		
HALLANDALE BEACH BLVD TO HOLLYWOOD BLVD							
CST	HSP	1,266,289	0	0	0	0	1,266,289
CST	ACNP	175,100	0	0	0	0	175,100
Total		1,441,389	0	0	0	0	1,441,389
<i>Prior Years Cost</i>		<i>289,673</i>	<i>Future Years Cost</i>		<i>Total Project Cost</i>		<i>1,731,062</i>
SR-9/I-95 BROWARD COUNTY, ASSET MANAGEMENT CONTRACT - FM# 4329181 (TIP#)					Length: 25.300 MI	*SIS*	
Type of Work: ROUTINE MAINTENANCE					Lead Agency: FDOT		
Project Type: State Managed					LRTP#: Page 224		
Roadway Preservation Program							
MSC	D	0	407,589	855,500	865,184	7,500,000	9,628,273
Total		0	407,589	855,500	865,184	7,500,000	9,628,273
<i>Prior Years Cost</i>			<i>Future Years Cost</i>		<i>22,500,000</i>	<i>Total Project Cost</i>	
							<i>32,128,273</i>
SR-9/I-95 @ SHERIDAN JOINT USE DEVELOPMENT - FM# 4085932 (TIP#)						*Non-SIS*	*RSP*
Type of Work: CORRIDOR/SUBAREA PLANNING					Lead Agency: FDOT		
Project Type: State Managed					LRTP#: Pg143		
ROW	DS	101	101	101	101	101	505
ROW	DIH	10,000	10,000	10,000	10,000	10,000	50,000
Total		10,101	10,101	10,101	10,101	10,101	50,505
<i>Prior Years Cost</i>		<i>411,443</i>	<i>Future Years Cost</i>		<i>Total Project Cost</i>		<i>461,948</i>

Phase	Fund Source	2015	2016	2017	2018	2019	Total
SR-9/I-95 @SR-862/I-595 BRIDGE PAINTING BRDG#860541/0542 - FM# 4322221 (TIP#)					Length: .930 MI	*SIS*	
Type of Work: BRIDGE - PAINTING					Lead Agency: FDOT		
Project Type: State Managed					LRTP#: pg224		
PE	DIH	0	0	30,000	0	0	30,000
CST	DIH	0	0	0	5,610	0	5,610
CST	BRRP	0	0	0	6,668,467	0	6,668,467
CST	DDR	0	0	0	943,639	0	943,639
Total		0	0	30,000	7,617,716	0	7,647,716
<i>Prior Years Cost</i>			<i>Future Years Cost</i>		<i>Total Project Cost</i>		7,647,716
SR-9/I-95 AND SR-862/I-595 MITIGATION AT POND APPLE VIA PB - FM# 4093543 (TIP#)					Length: 1.647 MI	*SIS*	
Type of Work: ENVIRONMENTAL MITIGATION					Lead Agency: MANAGED BY FDOT		
Project Type: State Managed					LRTP#: Pg 224		
CST	DEM	1,642,528	0	0	0	0	1,642,528
PE	DIH	10,000	0	0	0	0	10,000
PE	DEM	110,302	0	0	0	0	110,302
CST	DIH	40,000	0	0	0	0	40,000
Total		1,802,830	0	0	0	0	1,802,830
<i>Prior Years Cost</i>			<i>Future Years Cost</i>		<i>Total Project Cost</i>		1,802,830
SR-9/I-95 FR N.OF SR-870/COMMERCIAL BLVD. TO SR-869/SW 10TH STREET FROM SR-870/COMMERCIAL BLVD. TO SR-869/SW						*SIS*	*RSP*
Type of Work: ADD AUXILIARY LANE(S)					Lead Agency: FDOT		
					LRTP#: PG 200		
PHASE 3A MANAGED LANES (3A-2) 2013 MPO #30							
DSB	ACNP	125,871,537	0	0	0	0	125,871,537
PE	DIH	82,240	0	0	0	0	82,240
RRU	DDR	50,000	150,000	0	0	0	200,000
DSB	ACSA	2,495,235	0	0	0	0	2,495,235
RRU	ACSA	1,300,000	0	0	0	0	1,300,000
PE	DS	675,000	0	0	0	0	675,000
DSB	DDR	8,756,302	0	0	0	0	8,756,302
DSB	DS	4,546,683	9,084,097	1,760,000	0	0	15,390,780
Total		143,776,997	9,234,097	1,760,000	0	0	154,771,094
<i>Prior Years Cost</i>			<i>Future Years Cost</i>		<i>Total Project Cost</i>		154,771,094

Phase	Fund Source	2015	2016	2017	2018	2019	Total
SR-9/I-95 FROM BROWARD BLVD. TO ATLANTIC BLVD. - FM# 4280092 (TIP#)					Length: 3.303 MI	*SIS*	
Type of Work: ITS COMMUNICATION SYSTEM					Lead Agency: MANAGED BY FDOT		
Project Type: State Managed					LRTP#: Pg 202		
PE	DS	100,000	0	0	0	0	100,000
RRU	DS	25,000	0	0	0	0	25,000
CST	DS	2,380,400	0	0	0	0	2,380,400
CST	DIH	51,500	0	0	0	0	51,500
Total		2,556,900	0	0	0	0	2,556,900
<i>Prior Years Cost</i>		<i>Future Years Cost</i>		<i>Total Project Cost</i>			2,556,900
SR-9/I-95 FROM MIAMI-DADE/BROWARD TO SR-842/BROWARD BLVD - FM# 4259281 (TIP#)					Length: 10.426 MI	*SIS*	
Type of Work: PD&E/EMO STUDY					Lead Agency: FDOT		
Project Type: State Managed					LRTP#: PG213		
PE	DIH	0	0	0	390,000	0	390,000
PE	DS	0	0	0	4,500,000	0	4,500,000
Total		0	0	0	4,890,000	0	4,890,000
<i>Prior Years Cost</i>		<i>Future Years Cost</i>		<i>Total Project Cost</i>			4,890,000
SR-9/I-95 FROM N. OF STIRLING RD TO BR/PB COUNTY LINE VIA PB - FM# 4331083 (TIP#)					Length: 19.807 MI	*SIS*	
Type of Work: ENVIRONMENTAL MITIGATION					Lead Agency: MANAGED BY FDOT		
Project Type: State Managed					LRTP#: Pg 224		
PE	DIH	10,000	0	0	0	0	10,000
PE	DEM	170,770	0	0	0	0	170,770
ROW	DIH	0	14,000	0	0	0	14,000
ROW	DDR	0	1,851,450	0	0	0	1,851,450
CST	DIH	0	0	295,602	0	0	295,602
CST	DDR	0	0	2,484,123	0	0	2,484,123
Total		180,770	1,865,450	2,779,725	0	0	4,825,945
<i>Prior Years Cost</i>		<i>Future Years Cost</i>		<i>Total Project Cost</i>			4,825,945

Phase	Fund Source	2015	2016	2017	2018	2019	Total
SR-9/I-95 FROM N. OF STIRLING RD TO PALM BEACH CO LINE - FM# 4331081 (TIP#)					Length: 19.807 MI	*SIS*	*RSP*
Type of Work: PRELIM ENG FOR FUTURE CAPACITY					Lead Agency: FDOT		
Project Type: State Managed					L RTP#: PG200		
PE	GMR	1,500,000	0	0	0	1,500,000	3,000,000
PE	DS	3,500,000	2,000,000	1,000,000	0	0	6,500,000
CST	DDR	0	1,500,000	1,000,000	1,000,000	30,000,000	33,500,000
CST	GMR	0	0	0	0	19,508,953	19,508,953
CST	DI	0	0	0	0	167,424,874	167,424,874
MSC	GMR	0	0	0	0	5,711,360	5,711,360
RRU	ACNP	0	0	0	0	75,000	75,000
CST	ACNP	0	0	0	0	67,313	67,313
Total		5,000,000	3,500,000	2,000,000	1,000,000	224,287,500	235,787,500
<i>Prior Years Cost</i>		<i>7,841,271</i>	<i>Future Years Cost</i>	<i>266,302,499</i>	<i>Total Project Cost</i>		<i>509,931,270</i>
SR-9/I-95 FROM N. OF STIRLING RD TO PALM BEACH CO LINE - FM# 4331082 (TIP#)					Length: 19.807 MI	*SIS*	
Type of Work: LANDSCAPING					Lead Agency: MANAGED BY FDOT		
Project Type: State Managed					L RTP#: Pg 224		
LANDSCAPE 2013 MPO #30							
PE	DIH	0	0	0	10,000	0	10,000
PE	DDR	0	0	0	600,000	0	600,000
Total		0	0	0	610,000	0	610,000
<i>Prior Years Cost</i>			<i>Future Years Cost</i>	<i>5,681,790</i>	<i>Total Project Cost</i>		<i>6,291,790</i>

Phase	Fund Source	2015	2016	2017	2018	2019	Total
SR-9/I-95 FROM S. OF BROWARD BLVD. TO N. OF SR-870/COMMERCIAL BLVD. FROM S. OF SR-842/BROWARD BLVD. TO N. OF					Length: 8.700 MI	*SIS*	*RSP*
Type of Work: ADD SPECIAL USE LANE					Lead Agency: MANAGED BY FDOT		
Project Type: State Managed					LRTP#: Pg 200		
DSB	DIH	71,500	0	0	0	0	71,500
PE	DIH	123,360	0	0	0	0	123,360
RRU	DDR	1,310,521	450,000	0	0	0	1,760,521
RRU	DS	800,000	0	0	0	0	800,000
ENV	DDR	215,000	0	0	0	0	215,000
DSB	ACSU	5,294,870	0	0	0	0	5,294,870
RRU	NHPP	787,256	0	0	0	0	787,256
PE	DS	610,000	0	0	0	0	610,000
DSB	CM	1,915,798	0	0	0	0	1,915,798
ENV	DS	900	0	0	0	0	900
DSB	ACNP	25,698,180	0	0	0	0	25,698,180
DSB	TRIP	13,565,006	0	0	0	0	13,565,006
RRU	BRRP	50,000	0	0	0	0	50,000
DSB	DDR	38,973,021	240,000	480,000	480,000	0	40,173,021
DSB	DS	25,888,198	13,389,842	2,640,000	0	0	41,918,040
DSB	BRRP	105,263	0	0	0	0	105,263
DSB	SU	15,479,067	0	0	0	0	15,479,067
Total		130,887,940	14,079,842	3,120,000	480,000	0	148,567,782
<i>Prior Years Cost</i>		23,554	<i>Future Years Cost</i>		<i>Total Project Cost</i>		148,591,336
SR-9/I-95 FROM S. OF SR-870/COMMERCIAL BLVD. TO N. OF CYPRESS CREEK RD - FM# 4358081 (TIP#)					Length: .000	*Non-SIS*	
Type of Work: PD&E/EMO STUDY					Lead Agency: MANAGED BY FDOT		
Project Type: State Managed					LRTP#: Pg 224		
PE	DIH	0	10,000	0	0	0	10,000
PE	DS	0	2,000,000	0	0	0	2,000,000
Total		0	2,010,000	0	0	0	2,010,000
<i>Prior Years Cost</i>			<i>Future Years Cost</i>		<i>Total Project Cost</i>		2,010,000
SR-9/I-95 WOODLAWN CEMETERY @ SUNRISE BLVD.INTCHG. - FM# 4344941 (TIP#)					Length: .000	*SIS*	
Type of Work: ENVIRONMENTAL ASSESSMENT/DRI					Lead Agency: MANAGED BY FDOT		
Project Type: State Managed					LRTP#: Pg 224		
PE	DIH	0	0	10,000	0	0	10,000
PE	DDR	0	0	500,000	0	0	500,000
Total		0	0	510,000	0	0	510,000
<i>Prior Years Cost</i>			<i>Future Years Cost</i>		<i>Total Project Cost</i>		510,000

Phase	Fund Source	2015	2016	2017	2018	2019	Total
SR-93/I-75 FROM N OF HEFT, BR/DADE CL TO I-595 - FM# 4307632 (TIP#)							*SIS*
Type of Work: PRELIM ENG FOR FUTURE CAPACITY					Lead Agency: FDOT		
Project Type: State Managed					LRTP#: PG200		
CST	ACNP	2,190,000	1,460,000	0	0	0	3,650,000
CST	DDR	0	0	1,460,000	0	0	1,460,000
Total		2,190,000	1,460,000	1,460,000	0	0	5,110,000
<i>Prior Years Cost</i>		<i>15,824,137</i>	<i>Future Years Cost</i>		<i>Total Project Cost</i>		<i>20,934,137</i>
SR-93/I-75 @ GLADES PARKWAY INTERCHANGE - FM# 4349021 (TIP#)							*SIS*
Type of Work: LIGHTING					Length: .746 MI		*RSP*
Project Type: State Managed					Lead Agency: MANAGED BY FDOT		
					LRTP#: Pg 224		
CST	DS	0	77,380	0	0	0	77,380
CST	DIH	0	5,300	0	0	0	5,300
CST	ACNP	0	769,227	0	0	0	769,227
Total		0	851,907	0	0	0	851,907
<i>Prior Years Cost</i>		<i>63,000</i>	<i>Future Years Cost</i>		<i>Total Project Cost</i>		<i>914,907</i>
SR-93/I-75 @ INDIAN TRACE INTERCHANGE - FM# 4349011 (TIP#)							*SIS*
Type of Work: LIGHTING					Length: .421 MI		*RSP*
Project Type: State Managed					Lead Agency: MANAGED BY FDOT		
					LRTP#: Pg 224		
CST	DS	0	76,320	0	0	0	76,320
CST	DIH	0	5,300	0	0	0	5,300
CST	ACNP	0	757,090	0	0	0	757,090
Total		0	838,710	0	0	0	838,710
<i>Prior Years Cost</i>		<i>150,189</i>	<i>Future Years Cost</i>		<i>Total Project Cost</i>		<i>988,899</i>
SR-93/I-75 FROM DADE/BROW COUNTY LINE TO I-595 - FM# 4344771 (TIP#)							*SIS*
Type of Work: LANDSCAPING					Length: 11.994 MI		
Project Type: State Managed					Lead Agency: MANAGED BY FDOT		
BOLD LANDSCAPING					LRTP#: Pg 224		
PE	DIH	0	25,000	0	0	0	25,000
PE	DDR	0	350,000	0	0	0	350,000
CST	DIH	0	0	0	168,300	0	168,300
CST	DDR	0	0	0	4,426,418	0	4,426,418
Total		0	375,000	0	4,594,718	0	4,969,718
<i>Prior Years Cost</i>			<i>Future Years Cost</i>		<i>Total Project Cost</i>		<i>4,969,718</i>

Phase	Fund Source	2015	2016	2017	2018	2019	Total
SR-93/I-75 FROM MIAMI-DADE/BROWARD CL TO I-595 - FM# 4307634 (TIP#)					Length: 11.890 MI	*SIS*	
Type of Work: PRELIM ENG FOR FUTURE CAPACITY					Lead Agency: FDOT		
Project Type: State Managed					LRTP#: PG200		
MSC	ACNP	0	4,090,000	0	0	0	4,090,000
MSC	STED	0	0	0	1,300,000	0	1,300,000
Total		0	4,090,000	0	1,300,000	0	5,390,000
<i>Prior Years Cost</i>			<i>Future Years Cost</i>		<i>Total Project Cost</i>		5,390,000
SR-93/I-75 ML SYSTEM FR MIAMI-DADE/BROWARD CL TO S. OF MIRAMAR PARKWAY - FM# 4217073 (TIP#)					Length: 1.080 MI	*SIS*	*RSP*
Type of Work: ADD SPECIAL USE LANE					Lead Agency: FDOT		
Project Type: State Managed					LRTP#: PG200		
CST	DDR	103,000	53,000	1,418,640	0	0	1,574,640
Total		103,000	53,000	1,418,640	0	0	1,574,640
<i>Prior Years Cost</i>		72,886,669	<i>Future Years Cost</i>		<i>Total Project Cost</i>		74,461,309
SR-93/I-75 ML SYSTEM FR N OF GRIFFIN ROAD TO I-595 - FM# 4217076 (TIP#)					Length: 3.650 MI	*SIS*	*RSP*
Type of Work: ADD SPECIAL USE LANE					Lead Agency: FDOT		
Project Type: State Managed					LRTP#: Pg200		
CST	DDR	0	0	500,000	0	0	500,000
Total		0	0	500,000	0	0	500,000
<i>Prior Years Cost</i>		83,037,027	<i>Future Years Cost</i>		<i>Total Project Cost</i>		83,537,027
SR-93/I-75 ML SYSTEM FR S OF MIRAMAR PKWY INTG TO S OF SHERIDAN ST - FM# 4217074 (TIP#)					Length: 3.565 MI	*SIS*	*RSP*
Type of Work: ADD SPECIAL USE LANE					Lead Agency: FDOT		
Project Type: State Managed					LRTP#: PG200		
CST	DDR	51,500	53,000	232,730	0	0	337,230
Total		51,500	53,000	232,730	0	0	337,230
<i>Prior Years Cost</i>		93,150,974	<i>Future Years Cost</i>		<i>Total Project Cost</i>		93,488,204
SR-93/I-75 ML SYSTEM FR S OF SHERIDAN ST INTRG TO N OF GRIFFIN ROAD - FM# 4217075 (TIP#)					Length: 3.699 MI	*SIS*	*RSP*
Type of Work: ADD SPECIAL USE LANE					Lead Agency: FDOT		
Project Type: State Managed					LRTP#: PG200		
CST	DDR	51,500	53,000	254,550	0	0	359,050
Total		51,500	53,000	254,550	0	0	359,050
<i>Prior Years Cost</i>		88,399,365	<i>Future Years Cost</i>		<i>Total Project Cost</i>		88,758,415

Phase	Fund Source	2015	2016	2017	2018	2019	Total
SR-93/I-75 ML SYSTEM FROM MD/BROW COUNTYLINE TO I-595 - FM# 4217077 (TIP#)					Length: 11.994 MI	*SIS*	
Type of Work: ITS COMMUNICATION SYSTEM					Lead Agency: FDOT		
Project Type: State Managed					LRTP#: PG200		
PE	DDR	26,000	0	0	0	0	26,000
PE	STED	39,000	0	0	0	0	39,000
CST	DS	608,214	0	0	0	0	608,214
CST	DIH	103,000	0	0	0	0	103,000
CST	DDR	5,069,790	0	0	0	0	5,069,790
Total		5,846,004	0	0	0	0	5,846,004
<i>Prior Years Cost</i>		10,000	<i>Future Years Cost</i>		<i>Total Project Cost</i>		5,856,004
SR-A1A FROM R-816/OAKLAND PARK TO FLAMINGO AVE. - FM# 4312041 (TIP#)					Lead Agency: FDOT	*Non-SIS*	
Type of Work: BIKE PATH/TRAIL					LRTP#: PG147		
Project Type: State Managed							
CST	DS	2,465,377	0	0	0	0	2,465,377
CST	SU	1,279,775	0	0	0	0	1,279,775
CST	DDR	5,343,063	0	0	0	0	5,343,063
Total		9,088,215	0	0	0	0	9,088,215
<i>Prior Years Cost</i>		1,181,998	<i>Future Years Cost</i>		<i>Total Project Cost</i>		10,270,213
SR-A1A FROM E OF MERCEDES RIVER SMALL BRDG TO SUNRISE BLVD - FM# 4306011 (TIP#)					Lead Agency: FDOT	*Non-SIS*	
Type of Work: RESURFACING					LRTP#: Pg223		
Project Type: State Managed							
CST	SA	0	1,730,124	0	0	0	1,730,124
CST	DDR	0	2,102,456	0	0	0	2,102,456
Total		0	3,832,580	0	0	0	3,832,580
<i>Prior Years Cost</i>		927,055	<i>Future Years Cost</i>		<i>Total Project Cost</i>		4,759,635
SR-A1A BRDG #860011 OVER HILLSBORO INLET - REPAIR/REHABILITATION - FM# 4259351 (TIP#)					Length: 0.063 mi	*Non-SIS*	
Type of Work: BRIDGE-REPAIR/REHABILITATION					Lead Agency: FDOT		
Project Type: State Managed					LRTP#: Pg223		
BRIDGE #860011 OVER HILLSBORO INLET							
BRIDGE REPAIR/REHABILITATION							
CST	DDR	0	372,171	0	0	0	372,171
Total		0	372,171	0	0	0	372,171
<i>Prior Years Cost</i>		8,829,763	<i>Future Years Cost</i>		<i>Total Project Cost</i>		9,201,934

Phase	Fund Source	2015	2016	2017	2018	2019	Total
SR-A1A FR. SR-816/OAKLAND PARK BLVD. TO FLAMINGO AVE. - FM# 4312042 (TIP#)					Length: 1.036 MI	*Non-SIS*	
Type of Work: LANDSCAPING					Lead Agency: MANAGED BY FDOT		
Project Type: State Managed					LRTP#: Pg 224		
PE	DIH	5,000	0	0	0	0	5,000
PE	DDR	329,000	0	0	0	0	329,000
CST	DIH	0	0	10,910	0	0	10,910
CST	DDR	0	0	3,969,656	0	0	3,969,656
Total		334,000	0	3,980,566	0	0	4,314,566
<i>Prior Years Cost</i>			<i>Future Years Cost</i>		<i>Total Project Cost</i>		4,314,566
SR-A1A FROM DANIA BCH BLVD OVER ICWW BRIDGE - REPAIR/REHABILITATION - FM# 4299051 (TIP#)					Length: 0.099 mi	*Non-SIS*	
Type of Work: BRIDGE-REPAIR/REHABILITATION					Lead Agency: FDOT		
Project Type: State Managed					LRTP#: Pg223		
FROM DANIA BCH BLVD OVER ICWW BRIDGE #860920							
BRIDGE - REPAIR/REHABILITATION							
CST	DIH	10,300	0	0	0	0	10,300
CST	BRRP	7,612,808	0	0	0	0	7,612,808
CST	DS	0	350,000	0	0	0	350,000
Total		7,623,108	350,000	0	0	0	7,973,108
<i>Prior Years Cost</i>		675,974	<i>Future Years Cost</i>		<i>Total Project Cost</i>		8,649,082
SR-A1A FROM SUNRISE BLVD. TO NE 18 STREET - FM# 4336886 (TIP#)					Length: 1.079 MI	*Non-SIS*	
Type of Work: LANDSCAPING					Lead Agency: MANAGED BY FDOT		
Project Type: State Managed					LRTP#: Pg 224		
STAND ALONE LANDSCAPE PROJECT							
CST	DIH	0	0	10,910	0	0	10,910
CST	DDR	0	0	1,285,640	0	0	1,285,640
Total		0	0	1,296,550	0	0	1,296,550
<i>Prior Years Cost</i>		133,000	<i>Future Years Cost</i>		<i>Total Project Cost</i>		1,429,550

Phase	Fund Source	2015	2016	2017	2018	2019	Total
SR-A1A/OCEAN DRIVE FROM 3RD STREET TO PALM BEACH COUNTYLINE - FM# 4305951 (TIP#)							*Non-SIS*
Type of Work: RESURFACING					Lead Agency: FDOT		
Project Type: State Managed					LRTP#: Pg223		
CST	DIH	10,300	0	0	0	0	10,300
CST	SA	247,426	0	0	0	0	247,426
CST	DDR	309,239	0	0	0	0	309,239
Total		566,965	0	0	0	0	566,965
<i>Prior Years Cost</i>		<i>278,216</i>	<i>Future Years Cost</i>		<i>Total Project Cost</i>		<i>845,181</i>
SR-A1A/S OCEAN DR FROM MONROE STREET TO SHERIDAN STREET - FM# 4323231 (TIP#)							*Non-SIS*
Type of Work: RESURFACING					Length: 1.816 MI		
Project Type: State Managed					Lead Agency: MANAGED BY FDOT		
					LRTP#: Pg 224		
PE	DIH	10,000	0	0	0	0	10,000
PE	DDR	130,000	0	0	0	0	130,000
CST	DIH	0	0	10,910	0	0	10,910
CST	DDR	0	0	1,757,525	0	0	1,757,525
Total		140,000	0	1,768,435	0	0	1,908,435
<i>Prior Years Cost</i>			<i>Future Years Cost</i>		<i>Total Project Cost</i>		<i>1,908,435</i>
SR834 / SAMPLE ROAD @ SFRC CROSSING 628168-G - FM# 4353741 (TIP#)							*SIS*
Type of Work: RAIL SAFETY PROJECT					Length: .200 MI		
Project Type: State Managed					Lead Agency: MANAGED BY FDOT		
					LRTP#: Pg 220		
RRU	RHP	31,864	0	0	0	0	31,864
Total		31,864	0	0	0	0	31,864
<i>Prior Years Cost</i>			<i>Future Years Cost</i>		<i>Total Project Cost</i>		<i>31,864</i>
SR842/ BROWARD BLVD. @ FEC CROSSING 272556-S - FM# 4353721 (TIP#)							*SIS*
Type of Work: RAIL SAFETY PROJECT					Length: .200 MI		
Project Type: State Managed					Lead Agency: MANAGED BY FDOT		
					LRTP#: Pg 220		
RRU	RHH	145,550	0	0	0	0	145,550
Total		145,550	0	0	0	0	145,550
<i>Prior Years Cost</i>			<i>Future Years Cost</i>		<i>Total Project Cost</i>		<i>145,550</i>

Phase	Fund Source	2015	2016	2017	2018	2019	Total	
SUNBLEST SOUND WALL N. PINE ISLAND ROAD - FM# 2782 (TIP#)							*Non-SIS*	
Type of Work:							Lead Agency: Sunrise, City of	
							LRTP#: Pg 5	
FROM SPRINGTREE LAKES DRIVE NORTH 915'								
CST	LF	430,000	0	0	0	0	430,000	
	Total	430,000	0	0	0	0	430,000	
<i>Prior Years Cost</i>		<i>Future Years Cost</i>		<i>Total Project Cost</i>		430,000		
SUNRISE BLVD / TPK INTERCHANGE MODIFICATION - FM# 4061031 (TIP#)							*SIS*	*RSP*
Type of Work: INTERCHANGE (NEW)							Length: 0.824 mi	
Project Type: State Managed							Lead Agency: FTPK, Florida's Turnpike	
FLORIDA'S TURNPIKE MP 58 (SR 838/SR 91)							LRTP#: Pg201	
INTERCHANGE MODIFICATION								
CST	PKYI	50,902,490	0	0	0	0	50,902,490	
	Total	50,902,490	0	0	0	0	50,902,490	
<i>Prior Years Cost</i>		12,037,436	<i>Future Years Cost</i>		<i>Total Project Cost</i>		62,939,926	
SUNRISE BLVD LANDSCAPE IMPROVEMENTS FROM NW 136TH AVENUE TO SAWGRASS EXPWY - FM# 2780 (TIP#)							*Non-SIS*	
Type of Work: LANDSCAPING							Lead Agency: Sunrise, City of	
							LRTP#: Pg 5	
CST	LF	0	0	0	275,000	0	275,000	
	Total	0	0	0	275,000	0	275,000	
<i>Prior Years Cost</i>		<i>Future Years Cost</i>		<i>Total Project Cost</i>		275,000		
SUNRISE BLVD/NW 136 AVE INTERSECTION - FM# 2204 (TIP# 2204)							*Non-SIS*	
Type of Work:							Lead Agency: Sunrise, City of	
							LRTP#: Pg5	
INTERSECTION IMPROVEMENTS								
CST	MUN	0	0	0	500,000	0	500,000	
	Total	0	0	0	500,000	0	500,000	
<i>Prior Years Cost</i>		<i>Future Years Cost</i>		<i>Total Project Cost</i>		500,000		

Phase	Fund Source	2015	2016	2017	2018	2019	Total	
SUNRISE BLVD/NW 136 AVE MEDIAN IMPROVEMENTS - FM# 2781 (TIP#)							*Non-SIS*	
Type of Work: LANDSCAPING							Lead Agency: Sunrise, City of	
FLAMINGO TO NW 136TH AVE AND SUNRISE BLVD. TO SR 84							LRTP#: Pg 5	
CST	LF	0	0	0	0	500,000	500,000	
Total		0	0	0	0	500,000	500,000	
<i>Prior Years Cost</i>		<i>Future Years Cost</i>		<i>Total Project Cost</i>		500,000		
SUNRISE KEY BLVD - FM# 4234691 (TIP#)							*Non-SIS*	
Type of Work: BRIDGE REPLACEMENT							Length: 0.067 mi	
Project Type: State Managed							Lead Agency: FDOT	
BRIDGE #865725 OVER KAREN CANAL							LRTP#: Pg223	
BRIDGE REPLACEMENT								
ROW	SA	170,098	0	0	0	0	170,098	
Total		170,098	0	0	0	0	170,098	
<i>Prior Years Cost</i>		<i>2,647,426</i>	<i>Future Years Cost</i>		<i>Total Project Cost</i>		2,817,524	
SUNSET STRIP FROM NOB HILL ROAD TO SUNRISE BLVD - FM# 4316661 (TIP#)							*Non-SIS*	
Type of Work: BIKE LANE/SIDEWALK							Lead Agency: FDOT	
Project Type: State Managed							LRTP#: pg181	
BIKELANE/SIDEWALK IMPROVEMENT								
PE	SA	60,000	0	0	0	0	60,000	
MSC	SA	10,000	0	0	0	0	10,000	
CST	SU	0	0	5,968,613	0	0	5,968,613	
CST	SA	0	0	163,650	0	0	163,650	
Total		70,000	0	6,132,263	0	0	6,202,263	
<i>Prior Years Cost</i>		<i>Future Years Cost</i>		<i>Total Project Cost</i>		6,202,263		
SW 127 AVE FROM SW 21ST STREET TO SW 26TH STREET - FM# 2611 (TIP#)							*Non-SIS*	
Type of Work:							Lead Agency: Davie, Town of	
PAVE EXISTING 2 LANES, SIDEWALK AND DRAINAGE							LRTP#: pg5	
PE	LF	0	0	0	205,000	0	205,000	
Total		0	0	0	205,000	0	205,000	
<i>Prior Years Cost</i>		<i>Future Years Cost</i>		<i>Total Project Cost</i>		205,000		

Phase	Fund Source	2015	2016	2017	2018	2019	Total
SW 145TH AVE @ PINES BLVD. INTERSECTION IMPROVEMENT - FM# 4331821 (TIP#)					Length: .000	*Non-SIS*	
Type of Work: INTERSECTION IMPROVEMENT					Lead Agency: FDOT		
Project Type: State Managed					LRTP#: pg224		
CST	LF	0	250,000	0	0	0	250,000
CST	CIGP	0	250,000	0	0	0	250,000
Total		0	500,000	0	0	0	500,000
<i>Prior Years Cost</i>		<i>50,000</i>	<i>Future Years Cost</i>		<i>Total Project Cost</i>		<i>550,000</i>
SW 196 Avenue Roadway Extension - FM# 2605 (TIP#)					Lead Agency: Miramar, City of	*Non-SIS*	
Type of Work:					LRTP#: pg5		
CST	LF	0	0	950,000	0	0	950,000
Total		0	0	950,000	0	0	950,000
<i>Prior Years Cost</i>			<i>Future Years Cost</i>		<i>Total Project Cost</i>		<i>950,000</i>
SW 30TH AVE FROM SR-818/GRIFFIN ROAD TO SW 45TH ST - FM# 4317571 (TIP#)					Lead Agency: FDOT	*Non-SIS*	
Type of Work: ADD LANES & RECONSTRUCT					LRTP#: Pg198		
Project Type: State Managed							
MSC	SA	5,000	0	0	0	0	5,000
CST	SU	0	1,533,734	0	0	0	1,533,734
CST	SA	0	218,656	0	0	0	218,656
Total		5,000	1,752,390	0	0	0	1,757,390
<i>Prior Years Cost</i>		<i>782,417</i>	<i>Future Years Cost</i>		<i>Total Project Cost</i>		<i>2,539,807</i>
SW 36 AVENUE FROM 600' N OF MCNAB RD TO W PALM AIRE DRIVE - FM# 4317151 (TIP#)					Lead Agency: FDOT	*Non-SIS*	
Type of Work: SIDEWALK					LRTP#: pg165		
Project Type: State Managed							
CST	TALT	237,404	0	0	0	0	237,404
CST	LFP	111,750	0	0	0	0	111,750
CST	TALU	302,466	0	0	0	0	302,466
Total		651,620	0	0	0	0	651,620
<i>Prior Years Cost</i>		<i>7,000</i>	<i>Future Years Cost</i>		<i>Total Project Cost</i>		<i>658,620</i>

Phase	Fund Source	2015	2016	2017	2018	2019	Total
SW/NW 8 AVE FROM SW 11 STREET TO PEMBROKE ROAD - FM# 4317161 (TIP#)							
Type of Work: LIGHTING						Lead Agency: FDOT	*Non-SIS*
Project Type: State Managed						LRTP#: Pg5	
CST	TALT	307,820	0	0	0	0	307,820
Total		307,820	0	0	0	0	307,820
<i>Prior Years Cost</i>		<i>5,000</i>	<i>Future Years Cost</i>		<i>Total Project Cost</i>		<i>312,820</i>
SYSTEMWIDE CAPITAL IMPROVEMENTS - FM# 4213905 (TIP#)							
Type of Work: TRANSIT IMPROVEMENT						Length: .000	*Non-SIS*
Project Type: State Managed						Lead Agency: SFRTA	
MSC	TRIP	44,968	0	0	0	0	44,968
Total		44,968	0	0	0	0	44,968
<i>Prior Years Cost</i>		<i>8,412,632</i>	<i>Future Years Cost</i>		<i>Total Project Cost</i>		<i>8,457,600</i>
Sawgrass Expressway PD&E FROM South of Sunrise Blvd. TO Turnpike Mainline - FM# 4357631 (TIP#)							
Type of Work: PD&E/EMO STUDY						Lead Agency: FTPK, Florida's Turnpike	*Non-SIS*
PE	PKYI	3,200,000	0	0	0	0	3,200,000
Total		3,200,000	0	0	0	0	3,200,000
<i>Prior Years Cost</i>			<i>Future Years Cost</i>		<i>Total Project Cost</i>		<i>3,200,000</i>
Sistrunk Blvd Enhancement Phase II FROM NW 9th Ave TO Andrews Ave - FM# 2739 (TIP# 2739)							
Type of Work: BIKE LANE/SIDEWALK						Length: 0.6 miles	*Non-SIS*
Project Type: Locally Managed						Lead Agency: Fort Lauderdale, City of	
Provides for the undergrounding of existing Florida Power and Light Company Electric distribution lines. (CIP# FY20150198)							
CST	LF	650,000	250,000	0	0	0	900,000
PE	LF	100,000	0	0	0	0	100,000
Total		750,000	250,000	0	0	0	1,000,000
<i>Prior Years Cost</i>			<i>Future Years Cost</i>		<i>Total Project Cost</i>		<i>1,000,000</i>

Phase	Fund Source	2015	2016	2017	2018	2019	Total	
TAMARAC, CITY OF - FM# 1778 (TIP# 1778)							*Non-SIS*	
Type of Work:							Lead Agency: Tamarac, City of	
Project Type: Locally Managed							L RTP#: Pg9	
CITYWIDE SIDEWALK REPAIR								
CST	CDBG	25,000	0	0	0	0	25,000	
Total		25,000	0	0	0	0	25,000	
<i>Prior Years Cost</i>		<i>75,000</i>	<i>Future Years Cost</i>			<i>Total Project Cost</i>		<i>100,000</i>
TAMARAC, CITY OF - FM# 1779 (TIP# 1779)							*Non-SIS*	
Type of Work:							Lead Agency: Tamarac, City of	
Project Type: Locally Managed							L RTP#: Pg9	
CITYWIDE GUARDRAIL REPAIR AND MAINTENANCE								
CST	MUN	50,000	0	0	0	0	50,000	
Total		50,000	0	0	0	0	50,000	
<i>Prior Years Cost</i>		<i>150,000</i>	<i>Future Years Cost</i>			<i>Total Project Cost</i>		<i>200,000</i>
TAMARAC, CITY OF - FM# 1910 (TIP# 1910)							*Non-SIS*	
Type of Work:							Lead Agency: Tamarac, City of	
Project Type: Locally Managed							L RTP#: Pg5	
CITYWIDE TRAFFIC CALMING								
CST	MUN	25,000	0	0	0	0	25,000	
Total		25,000	0	0	0	0	25,000	
<i>Prior Years Cost</i>		<i>75,000</i>	<i>Future Years Cost</i>			<i>Total Project Cost</i>		<i>100,000</i>
TAMARAC, CITY OF - FM# 1777 (TIP# 1777)							*Non-SIS*	
Type of Work:							Lead Agency: Tamarac, City of	
Project Type: Locally Managed							L RTP#: Pg5	
TEPHFORD PARK - PHASE 2 RECREATION ELEMENTS/ WALKWAYS								
PLN	MUN	2,000,000	0	0	0	0	2,000,000	
Total		2,000,000	0	0	0	0	2,000,000	
<i>Prior Years Cost</i>			<i>Future Years Cost</i>			<i>Total Project Cost</i>		<i>2,000,000</i>

Phase	Fund Source	2015	2016	2017	2018	2019	Total
THERMOPLASTIC FOR AET PHASE 4B MP 49 - 54 - FM# 4154627 (TIP#)					Length: 5.000 MI	*SIS*	
Type of Work: SIGNING/PAVEMENT MARKINGS					Lead Agency: FDOT		
Project Type: State Managed					LRTP#: pg224		
CST	PKYI	104,858	0	0	0	0	104,858
Total		104,858	0	0	0	0	104,858
<i>Prior Years Cost</i>			<i>Future Years Cost</i>		<i>Total Project Cost</i>		104,858
THERMOPLASTIC FOR AET PHASE 5B SAWGRASS EXPWY - FM# 4312812 (TIP#)						*SIS*	
Type of Work: SIGNING/PAVEMENT MARKINGS					Lead Agency: FDOT		
Project Type: State Managed					LRTP#: Pg223		
CST	PKYI	110,416	0	0	0	0	110,416
PE	PKYI	1,000	0	0	0	0	1,000
Total		111,416	0	0	0	0	111,416
<i>Prior Years Cost</i>			<i>Future Years Cost</i>		<i>Total Project Cost</i>		111,416
THERMOPLASTIC FOR HEFT/NW 57TH AVE INTERCHANGE IMPROVEMENT - FM# 4233713 (TIP#)					Length: .000	*SIS*	
Type of Work: SIGNING/PAVEMENT MARKINGS					Lead Agency: MANAGED BY FDOT		
Project Type: State Managed					LRTP#: Pg 224		
CST	PKYI	0	0	0	0	151,684	151,684
Total		0	0	0	0	151,684	151,684
<i>Prior Years Cost</i>			<i>Future Years Cost</i>		<i>Total Project Cost</i>		151,684
THERMOPLASTIC FOR SAWGRASS RESURFACING MP0.00 - MP - FM# 4310892 (TIP#)						*SIS*	
Type of Work: SIGNING/PAVEMENT MARKINGS					Lead Agency: FDOT		
Project Type: State Managed					LRTP#: PAGE 224		
CST	PKYR	390,620	0	0	0	0	390,620
Total		390,620	0	0	0	0	390,620
<i>Prior Years Cost</i>			<i>Future Years Cost</i>		<i>Total Project Cost</i>		390,620
THERMOPLASTIC FOR SUNRISE BLVD INTERCHANGE - FM# 4061032 (TIP#)						*SIS*	
Type of Work: SIGNING/PAVEMENT MARKINGS					Lead Agency: FTPK, Florida's Turnpike		
Project Type: State Managed					LRTP#: Pg223		
CST	PKYI	0	0	21,417	107,335	0	128,752
Total		0	0	21,417	107,335	0	128,752
<i>Prior Years Cost</i>			<i>Future Years Cost</i>		<i>Total Project Cost</i>		128,752

Phase	Fund Source	2015	2016	2017	2018	2019	Total
THERMOPLASTIC FOR TPK AUX LANES NB, FROM I-595 TO S OF PETERS RD - FM# 4193382 (TIP#)					Length: .500 MI	*SIS*	
Type of Work: SIGNING/PAVEMENT MARKINGS					Lead Agency: FDOT		
Project Type: State Managed					LRTP#: pg224		
CST	PKYI	31,462	0	0	0	0	31,462
Total		31,462	0	0	0	0	31,462
<i>Prior Years Cost</i>			<i>Future Years Cost</i>		<i>Total Project Cost</i>		31,462
TOLL OPERATIONS - FM# 0001621 (TIP#)						*SIS*	
Type of Work: OPERATING FOR FIXED ROUTE					Lead Agency: FTPK, Florida's Turnpike		
Project Type: State Managed					LRTP#: Pg223		
MSC	PKYO	4,679,685	4,739,685	4,769,685	4,784,685	4,884,685	23,858,425
Total		4,679,685	4,739,685	4,769,685	4,784,685	4,884,685	23,858,425
<i>Prior Years Cost</i>		93,125,137	<i>Future Years Cost</i>		24,425,000	<i>Total Project Cost</i>	
						141,408,562	
TOWNWIDE DRAINAGE - FM# 2041 (TIP# 2041)						*Non-SIS*	
Type of Work:					Lead Agency: Lauderdale-By-The-Sea, Town of		
TOWNWIDE DRAINAGE IMPLEMENT STORMWATER MASTER PLAN					LRTP#: Pg5		
CST	MUN	300,000	200,000	200,000	0	0	700,000
Total		300,000	200,000	200,000	0	0	700,000
<i>Prior Years Cost</i>		200,000	<i>Future Years Cost</i>		<i>Total Project Cost</i>		900,000
TPK RAMPS FROM I-595 TO GRIFFIN ROAD SB WORK - FM# 4193361 (TIP#)					Length: .794 MI	*SIS*	*RSP*
Type of Work: ADD LANES & RECONSTRUCT					Lead Agency: FDOT		
Project Type: State Managed					LRTP#: pg201		
ROW	BNIR	750,000	0	0	0	0	750,000
Total		750,000	0	0	0	0	750,000
<i>Prior Years Cost</i>		12,067,242	<i>Future Years Cost</i>		<i>Total Project Cost</i>		12,817,242

Phase	Fund Source	2015	2016	2017	2018	2019	Total
TRAFFIC CALMING - FM# 2205 (TIP# 2205)							*Non-SIS*
Type of Work:					Lead Agency: Sunrise, City of		
					LRTP#: Pg5		
TRAFFIC CALMING DEVICES ON VARIOUS CITY STREETS							
CST	MUN	25,000	25,000	0	0	0	50,000
Total		25,000	25,000	0	0	0	50,000
<i>Prior Years Cost</i>		<i>75,000</i>	<i>Future Years Cost</i>		<i>Total Project Cost</i>		<i>125,000</i>
TRAFFIC OP-DIRECT OTHER ACTIVITIES & PROGRAMS - FM# 2300271 (TIP#)							*Non-SIS*
Type of Work: PRELIMINARY ENGINEERING					Length: .000		
Project Type: Imported					Lead Agency: MANAGED BY FDOT		
					LRTP#: Pg 224		
PE	DIH	1,200,000	1,200,000	1,200,000	1,200,000	1,200,000	6,000,000
Total		1,200,000	1,200,000	1,200,000	1,200,000	1,200,000	6,000,000
<i>Prior Years Cost</i>		<i>15,669,596</i>	<i>Future Years Cost</i>		<i>Total Project Cost</i>		<i>21,669,596</i>
UNIVERSITY DRIVE FROM NW 40TH ST TO SAWGRASS EXPRESSWAY - FM# 4317561 (TIP#)							*Non-SIS*
Type of Work: ADD LANES & RECONSTRUCT					Lead Agency: FDOT		*RSP*
Project Type: State Managed					LRTP#: Pg197		
PE	SA	1,105,000	0	0	0	0	1,105,000
Total		1,105,000	0	0	0	0	1,105,000
<i>Prior Years Cost</i>		<i>281,729</i>	<i>Future Years Cost</i>		<i>Total Project Cost</i>		<i>1,386,729</i>
WIDEN TPK(SR91) FROM H.E.F.T. (SR821) TO N OF JOHNSON ST (6TO8 LANES) - FM# 4060951 (TIP#)							*SIS*
Type of Work: ADD LANES & RECONSTRUCT					Length: 3.693 MI		*RSP*
Project Type: State Managed					Lead Agency: MANAGED BY FDOT		
					LRTP#: Pg 201		
PE	PKYI	25,000	0	0	0	0	25,000
Total		25,000	0	0	0	0	25,000
<i>Prior Years Cost</i>		<i>130,409</i>	<i>Future Years Cost</i>		<i>Total Project Cost</i>		<i>155,409</i>

Phase	Fund Source	2015	2016	2017	2018	2019	Total
WILES ROAD FROM RIVERSIDE DRIVE TO ROCK ISLAND ROAD - FM# 4330621 (TIP#)					Length: .927 MI	*Non-SIS*	
Type of Work: ADD LANES & RECONSTRUCT					Lead Agency: BROWARD COUNTY BOCC		
Project Type: State Managed					LRTP#: pg214		
CST	LF	0	5,495,825	0	0	0	5,495,825
CST	CIGP	0	5,495,825	0	0	0	5,495,825
Total		0	10,991,650	0	0	0	10,991,650
<i>Prior Years Cost</i>		<i>1,000,000</i>	<i>Future Years Cost</i>		<i>Total Project Cost</i>		<i>11,991,650</i>

Section 2 - Transit

Phase	Fund Source	2015	2016	2017	2018	2019	Total	
BCT/PALM TRAN INTERFACE W/MDT/SFRTA - EASY CARD - FM# 4317601 (TIP#)							*Non-SIS*	
Type of Work: PURCHASE VEHICLES/EQUIPMENT							Lead Agency: BROWARD MPO	
							LRTP#: Pg 29	
REGIONAL FARE MEDIUM - SU FUNDS FLEXED TO FTA; MPO PRIORITY #1								
	CAP SU	1,500,000	1,790,000	0	0	0	3,290,000	
	UPD FTAT	1,500,000	1,790,000	0	0	0	3,290,000	
	Total	3,000,000	3,580,000	0	0	0	6,580,000	
<i>Prior Years Cost</i>		<i>500,000</i>	<i>Future Years Cost</i>		<i>Total Project Cost</i>		<i>7,080,000</i>	
BROWARD CO. TRANSIT - FM# 2350201 (TIP#)							*Non-SIS*	
Type of Work: CAPITAL FOR FIXED ROUTE							Lead Agency: FDOT	
Project Type: State Managed							LRTP#: T-Pg138	
FEDERAL CAPITAL ASSISTANCE - SECTION 5307 CAPITAL FOR FIXED ROUTE								
	MSC FTA	25,500,000	25,500,000	25,500,000	25,500,000	0	102,000,000	
	Total	25,500,000	25,500,000	25,500,000	25,500,000	0	102,000,000	
<i>Prior Years Cost</i>		<i>656,304,975</i>	<i>Future Years Cost</i>		<i>Total Project Cost</i>		<i>758,304,975</i>	
BROWARD CO. TRANSPORTATION CONCURRENCY FUND - FM# 2702 (TIP#)							*Non-SIS*	
Type of Work:							Lead Agency: BROWARD COUNTY	
							LRTP#: Pg 138	
	CAP LF	3,000,000	3,000,000	3,000,000	3,000,000	3,000,000	15,000,000	
	Total	3,000,000	3,000,000	3,000,000	3,000,000	3,000,000	15,000,000	
<i>Prior Years Cost</i>		<i>Future Years Cost</i>		<i>Total Project Cost</i>		<i>15,000,000</i>		
BROWARD COUNTY - FM# 4071862 (TIP#)							*Non-SIS*	
Type of Work: OPERATING FOR FIXED ROUTE							Lead Agency: FDOT	
Project Type: State Managed							LRTP#: T-Pg138	
BLOCK GRANT OPERATING ASSISTANCE OPERATING FOR FIXED ROUTE								
	MSC LF	8,872,251	9,078,183	9,074,016	9,308,597	9,600,000	45,933,047	
	MSC DDR	7,543,258	8,937,341	0	1,234,235	9,473,934	27,188,768	
	MSC DPTO	1,328,993	140,842	9,074,016	8,074,362	141,971	18,760,184	
	Total	17,744,502	18,156,366	18,148,032	18,617,194	19,215,905	91,881,999	
<i>Prior Years Cost</i>		<i>Future Years Cost</i>		<i>Total Project Cost</i>		<i>91,881,999</i>		

Phase	Fund Source	2015	2016	2017	2018	2019	Total	
BROWARD COUNTY - FM# 4137291 (TIP#)							*Non-SIS*	
Type of Work: PTO STUDIES							Lead Agency: FDOT	
Project Type: State Managed							LRTP#: T-Pg138	
SECTION 5303 PTO STUDIES -UPWP TASKS								
PE	DU	800,453	0	0	0	0	800,453	
PE	DPTO	107,556	0	0	0	0	107,556	
PE	LF	77,624	0	0	0	0	77,624	
Total		985,633	0	0	0	0	985,633	
<i>Prior Years Cost</i>		<i>8,285,208</i>	<i>Future Years Cost</i>		<i>Total Project Cost</i>		<i>9,270,841</i>	
BROWARD COUNTY TRANSIT SEC. 5337 STATE OF GOOD REPAIR - FM# 4361971 (TIP#)							*Non-SIS*	
Type of Work:							Lead Agency: BROWARD COUNTY	
STATE OF GOOD REPAIR - FTA FORMULA CAPITAL FUNDING FOR CAPITAL PROJECTS							LRTP#: PG 138	
CAP	FTA	487,000	185,000	185,000	185,000	185,000	1,227,000	
Total		487,000	185,000	185,000	185,000	185,000	1,227,000	
<i>Prior Years Cost</i>		<i>Future Years Cost</i>		<i>Total Project Cost</i>		<i>1,227,000</i>		
BROWARD COUNTY TRANSIT SECTION 5339 BUS AND FACILITIES - FM# 4303331 (TIP#)							*Non-SIS*	
Type of Work:							Lead Agency: BROWARD COUNTY	
DEVELOP AN ASSET MANAGEMENT SYSTEM TO TRACK CONDITION OF AGENCY'S FACILITIES							LRTP#: Pg 138	
CAP	FTA	8,380,720	2,833,000	2,833,000	2,833,000	2,833,000	19,712,720	
Total		8,380,720	2,833,000	2,833,000	2,833,000	2,833,000	19,712,720	
<i>Prior Years Cost</i>		<i>Future Years Cost</i>		<i>Total Project Cost</i>		<i>19,712,720</i>		

Phase	Fund Source	2015	2016	2017	2018	2019	Total
BROWARD MPO - FM# 4137292 (TIP#)							*Non-SIS*
Type of Work: PTO STUDIES					Lead Agency: FDOT		
Project Type: State Managed					LRTP#: T-Pg137		
SECTION 5303 PTO STUDIES -UPWP TASKS							
PE	DU	0	560,993	560,993	560,992	560,993	2,243,971
PE	DPTO	0	77,624	77,624	77,624	77,624	310,496
PE	LF	0	77,624	77,624	77,624	77,624	310,496
Total		0	716,241	716,241	716,240	716,241	2,864,963
<i>Prior Years Cost</i>			<i>Future Years Cost</i>		<i>Total Project Cost</i>		2,864,963
CITY OF FORT LAUDERDALE SERVICE DEVELOPMENT BEACH LINK - FM# 4345711 (TIP#)							*Non-SIS*
Type of Work: OPERATING FOR FIXED ROUTE					Length: .000		
Project Type: State Managed					Lead Agency: MANAGED BY CITY OF FORT		
CITY OF FT.LAUDERDALE SERVICE DEVELOPMENT BEACH LINK OPERATING FOR FIXED ROUTE					LRTP#: Pg 137		
MSC	DPTO	165,560	0	0	0	0	165,560
Total		165,560	0	0	0	0	165,560
<i>Prior Years Cost</i>		165,560	<i>Future Years Cost</i>		<i>Total Project Cost</i>		331,120
CITY OF FT.LAUDERDAL E TRANSIT CORRIDOR DOWNTOWN ROUTE - FM# 4344801 (TIP#)							*Non-SIS*
Type of Work: OPERATING FOR FIXED ROUTE					Length: .000		
Project Type: State Managed					Lead Agency: MANAGED BY CITY OF FORT		
OPERATING FOR FIXED ROUTE					LRTP#: Pg 137		
MSC	DPTO	182,680	182,680	0	0	0	365,360
Total		182,680	182,680	0	0	0	365,360
<i>Prior Years Cost</i>		182,680	<i>Future Years Cost</i>		<i>Total Project Cost</i>		548,040
CITY/FT.LAUDERDALE TRANSIT CORRIDOR UPTOWN ROUTE - FM# 4344821 (TIP#)							*Non-SIS*
Type of Work: OPERATING FOR FIXED ROUTE					Length: .000		
Project Type: State Managed					Lead Agency: MANAGED BY CITY OF FORT		
OPERATING FOR FIXED ROUTE					LRTP#: Pg 137		
MSC	DPTO	181,773	181,773	0	0	0	363,546
Total		181,773	181,773	0	0	0	363,546
<i>Prior Years Cost</i>		181,773	<i>Future Years Cost</i>		<i>Total Project Cost</i>		545,319

Phase	Fund Source	2015	2016	2017	2018	2019	Total	
DOWNTOWN FORT LAUDER - FM# 4133822 (TIP#)							*Non-SIS*	
Type of Work: COMMUTER TRANS. ASSISTANCE							Lead Agency: FDOT	
Project Type: State Managed							LRTP#: T-Pg139	
TRANSPORTATION MANAGEMENT ASSOCIATION								
COMMUTER TRANS. ASSISTANCE								
MSC	DPTO	25,000	25,000	25,000	25,000	25,000	125,000	
Total		25,000	25,000	25,000	25,000	25,000	125,000	
<i>Prior Years Cost</i>		<i>77,521</i>	<i>Future Years Cost</i>		<i>Total Project Cost</i>		<i>202,521</i>	
FIXED GUIDEWAY MODERNIZATION FUNDS - FM# 2701 (TIP#)							*Non-SIS*	
Type of Work:							Lead Agency: BROWARD COUNTY	
							LRTP#: Pg 138	
CAP	FTA	76,716	0	0	0	0	76,716	
Total		76,716	0	0	0	0	76,716	
<i>Prior Years Cost</i>			<i>Future Years Cost</i>		<i>Total Project Cost</i>		<i>76,716</i>	
I-595/SR-862/P3 BCT - FM# 4239761 (TIP#)							*SIS*	
Type of Work: PURCHASE VEHICLES/EQUIPMENT							Length: 0.001 mi	
Project Type: State Managed							Lead Agency: FDOT	
PURCHASE BUSES AND OPERATION							LRTP#: T-Pg138	
MSC	GMR	1,215,889	0	0	0	0	1,215,889	
MSC	DIS	0	2,294,727	0	0	0	2,294,727	
MSC	DI	0	0	2,363,569	2,434,476	2,507,510	7,305,555	
Total		1,215,889	2,294,727	2,363,569	2,434,476	2,507,510	10,816,171	
<i>Prior Years Cost</i>		<i>19,250,000</i>	<i>Future Years Cost</i>		<i>Total Project Cost</i>		<i>30,066,171</i>	
I-95 EXPRESS/PHASE 1 - FM# 4242192 (TIP#)							*SIS*	
Type of Work: URBAN CORRIDOR IMPROVEMENTS							Lead Agency: FDOT	
Project Type: State Managed							LRTP#: T-Pg138	
BUS OPERATIONS AND MAINTENANCE								
URBAN CORRIDOR IMPROVEMENTS								
MSC	TOBD	891,789	918,543	946,099	974,482	1,003,712	4,734,625	
Total		891,789	918,543	946,099	974,482	1,003,712	4,734,625	
<i>Prior Years Cost</i>			<i>Future Years Cost</i>		<i>Total Project Cost</i>		<i>4,734,625</i>	

Phase	Fund Source	2015	2016	2017	2018	2019	Total	
MIRAMAR CITYWIDE BUS SHELTER PROGRAM - FM# 2772 (TIP#)							*Non-SIS*	
Type of Work: PUBLIC TRANSPORTATION SHELTER							Lead Agency: Miramar, City of	
							LRTP#: pg 5	
CITYWIDE BUS SHELTER PROGRAM								
CAP	LF	120,000	0	0	0	0	120,000	
Total		120,000	0	0	0	0	120,000	
<i>Prior Years Cost</i>		<i>Future Years Cost</i>		<i>Total Project Cost</i>		120,000		
PLANTATION, CITY OF - FM# 915 (TIP# 915)							*Non-SIS*	
Type of Work:							Lead Agency: Plantation, City of	
							LRTP#: T-Pg139	
LOCAL SHUTTLE BUS PROGRAM OPERATED BY THE CITY - NORTH CENTRAL AREA OF THE CITY								
OPS	MUN	230,000	230,000	230,000	0	0	690,000	
Total		230,000	230,000	230,000	0	0	690,000	
<i>Prior Years Cost</i>		<i>Future Years Cost</i>		<i>Total Project Cost</i>		1,380,000		
SFRTA - FM# 4302991 (TIP#)							*Non-SIS*	
Type of Work: OPERATING FOR FIXED ROUTE							Lead Agency: FDOT	
Project Type: State Managed							LRTP#: PAGE139	
SERVICE DEVELOPMENT FOR BOYNTON BEACH SHUTTLE OPERATING FOR FIXED ROUTE								
MSC	LF	228,043	209,900	0	0	0	437,943	
MSC	DPTO	228,043	209,900	0	0	0	437,943	
Total		456,086	419,800	0	0	0	875,886	
<i>Prior Years Cost</i>		<i>Future Years Cost</i>		<i>Total Project Cost</i>		875,886		
SFRTA BLOCK GRANT FOR FEEDER BUS - FM# 4179831 (TIP#)							*Non-SIS*	
Type of Work: TRANSIT SERVICE DEMONSTRATION							Length: .000	
Project Type: Imported							Lead Agency: MANAGED BY FDOT	
							LRTP#: Pg 220	
OPS	DPTO	1,737,662	0	1,777,178	112,820	0	3,627,660	
OPS	LF	1,737,662	1,777,994	1,777,178	1,823,122	1,883,309	8,999,265	
OPS	DDR	0	1,777,994	0	1,710,302	1,883,309	5,371,605	
Total		3,475,324	3,555,988	3,554,356	3,646,244	3,766,618	17,998,530	
<i>Prior Years Cost</i>		<i>Future Years Cost</i>		<i>Total Project Cost</i>		35,508,068		

Phase	Fund Source	2015	2016	2017	2018	2019	Total
SFRTA BROWARD COUNTY - FM# 4302981 (TIP#)						*Non-SIS*	
Type of Work: CAPITAL FOR FIXED ROUTE					Lead Agency: FDOT		
Project Type: State Managed					LRTP#: T-Pg138		
TRANSIT CORRIDOR							
CAPITAL FOR FIXED ROUTE - TRANSIT SIGNAL PRIORITY							
MSC	DPTO	0	500,000	0	0	0	500,000
Total		0	500,000	0	0	0	500,000
<i>Prior Years Cost</i>			<i>Future Years Cost</i>		<i>Total Project Cost</i>		<i>500,000</i>
SOUTH FLORIDA EDUC CENTER TRANS MNGMNT ASSOC COMMUTER TRANSPORTATION - FM# 2346372 (TIP#)						*Non-SIS*	
Type of Work: COMMUTER TRANS. ASSISTANCE					Length: .000		
Project Type: Imported					Lead Agency: MANAGED BY FDOT		
					LRTP#: Pg 220		
OPS	DPTO	25,000	25,000	25,000	25,000	25,000	125,000
Total		25,000	25,000	25,000	25,000	25,000	125,000
<i>Prior Years Cost</i>		<i>62,439</i>	<i>Future Years Cost</i>		<i>Total Project Cost</i>		<i>187,439</i>

Section 3 - Aviation

Phase	Fund Source	2015	2016	2017	2018	2019	Total
FORT LAUDERDALE EXECUTIVE AIRPORT - FM# 4278731 (TIP#)							*Non-SIS*
Type of Work: AVIATION PRESERVATION PROJECT					Lead Agency: FDOT		
Project Type: State Managed					LRTP#: A-Pg220		
AIRPORT REHAB TAXIWAY F							
AVIATION PRESERVATION PROJECT							
OPS	FAA	0	315,000	0	0	0	315,000
OPS	DPTO	0	17,500	0	0	0	17,500
OPS	LF	0	17,500	0	0	0	17,500
Total		0	350,000	0	0	0	350,000
<i>Prior Years Cost</i>			<i>Future Years Cost</i>		<i>Total Project Cost</i>		350,000
FORT LAUDERDALE EXECUTIVE AIRPORT - FM# 4239481 (TIP#)							*Non-SIS*
Type of Work: AVIATION CAPACITY PROJECT					Lead Agency: FDOT		
Project Type: State Managed					LRTP#: A-Pg220		
CONSTRUCT BYPASS TAXIWAYS R/W 26, 13-31							
AVIATION CAPACITY PROJECT							
MSC	LF	0	0	0	221,250	0	221,250
MSC	DPTO	0	0	0	885,000	0	885,000
Total		0	0	0	1,106,250	0	1,106,250
<i>Prior Years Cost</i>			<i>Future Years Cost</i>		<i>Total Project Cost</i>		1,106,250
FORT LAUDERDALE/HOLLYWOOD INTERNATIONAL AIRPORT - FM# 4077041 (TIP#)							*SIS*
Type of Work: AVIATION CAPACITY PROJECT					Lead Agency: FDOT		
Project Type: State Managed					LRTP#: A-Pg220		
RUNWAY 9R/27L EXTENSION							
DESIGN AND CONSTRUCTION							
MSC	GMR	7,000,000	0	0	0	0	7,000,000
MSC	LF	15,858,323	20,137,445	17,010,038	0	0	53,005,806
MSC	DDR	4,781,555	0	0	6,062,820	0	10,844,375
MSC	DPTO	4,076,768	9,750,000	6,622,593	0	0	20,449,361
MSC	DIS	0	10,387,445	10,387,445	0	0	20,774,890
Total		31,716,646	40,274,890	34,020,076	6,062,820	0	112,074,432
<i>Prior Years Cost</i>		385,244,975	<i>Future Years Cost</i>		<i>Total Project Cost</i>		497,319,407

Phase	Fund Source	2015	2016	2017	2018	2019	Total
FT LAUD EXEC AIRPORT - FM# 4315161 (TIP#)							*Non-SIS*
Type of Work: AVIATION PRESERVATION PROJECT					Lead Agency: FDOT		
Project Type: State Managed					LRTP#: A-Pg220		
GOPHER TORTOISE RELOCATION							
MSC	LF	0	0	100,000	0	0	100,000
MSC	DDR	0	0	400,000	0	0	400,000
Total		0	0	500,000	0	0	500,000
<i>Prior Years Cost</i>		<i>Future Years Cost</i>		<i>Total Project Cost</i>		<i>500,000</i>	
FT LAUD EXEC. AIRPORT CONSTRUCT TAXIWAY ECHO EXTENSION - FM# 4334781 (TIP#)							*Non-SIS*
Type of Work: AVIATION PRESERVATION PROJECT					Length: .000		
Project Type: State Managed					Lead Agency: FDOT		
					LRTP#: A-Pg220		
OPS	DPTO	0	0	55,675	0	0	55,675
OPS	DDR	0	0	2,104,325	0	0	2,104,325
OPS	LF	0	0	540,000	0	0	540,000
Total		0	0	2,700,000	0	0	2,700,000
<i>Prior Years Cost</i>		<i>Future Years Cost</i>		<i>Total Project Cost</i>		<i>2,700,000</i>	
FT LAUD. EXEC. - FM# 4310241 (TIP#)							*Non-SIS*
Type of Work: AVIATION PRESERVATION PROJECT					Lead Agency: FDOT		
Project Type: State Managed					LRTP#: A-Pg220		
AIRPORT CONSTR. REHAB TAXIWAY FOXTROT - PHASE 2							
OPS	FAA	0	0	0	2,430,000	0	2,430,000
OPS	DPTO	0	0	0	135,000	0	135,000
OPS	LF	0	0	0	135,000	0	135,000
Total		0	0	0	2,700,000	0	2,700,000
<i>Prior Years Cost</i>		<i>Future Years Cost</i>		<i>Total Project Cost</i>		<i>2,700,000</i>	

Phase	Fund Source	2015	2016	2017	2018	2019	Total	
FT LAUD. EXEC. - FM# 4310161 (TIP#)							*Non-SIS*	
Type of Work: AVIATION PRESERVATION PROJECT							Lead Agency: FDOT	
Project Type: State Managed							LRTP#: A-Pg220	
AIRPORT CONSTRUCT REHAB TAXIWAY FOXTROT - PH 1								
OPS	FAA	0	0	2,430,000	0	0	2,430,000	
OPS	DPTO	0	0	135,000	0	0	135,000	
OPS	LF	0	0	135,000	0	0	135,000	
Total		0	0	2,700,000	0	0	2,700,000	
<i>Prior Years Cost</i>		<i>Future Years Cost</i>		<i>Total Project Cost</i>		<i>2,700,000</i>		
FT LAUD. EXEC. - FM# 4310121 (TIP#)							*Non-SIS*	
Type of Work: AVIATION CAPACITY PROJECT							Lead Agency: FDOT	
Project Type: State Managed							LRTP#: A-Pg220	
AIRPORT MASTER PLAN STUDY								
MSC	LF	100,000	0	0	0	0	100,000	
MSC	DPTO	400,000	0	0	0	0	400,000	
Total		500,000	0	0	0	0	500,000	
<i>Prior Years Cost</i>		<i>Future Years Cost</i>		<i>Total Project Cost</i>		<i>500,000</i>		
FT. LAUD EXEC. - FM# 4310101 (TIP#)							*Non-SIS*	
Type of Work: AVIATION PRESERVATION PROJECT							Lead Agency: FDOT	
Project Type: State Managed							LRTP#: A-Pg220	
AIRPOT REHAB AIRFIELD LIGHTING								
MSC	LF	116,000	0	0	0	0	116,000	
MSC	DPTO	464,000	0	0	0	0	464,000	
Total		580,000	0	0	0	0	580,000	
<i>Prior Years Cost</i>		<i>Future Years Cost</i>		<i>Total Project Cost</i>		<i>580,000</i>		

Phase	Fund Source	2015	2016	2017	2018	2019	Total
FT.LAUD EXEC.AIRPORT ACQUIRE PROPERTY R/W 8/26 RPZ - FM# 4333241 (TIP#)					Length: .000	*Non-SIS*	
Type of Work: AVIATION CAPACITY PROJECT					Lead Agency: FDOT		
Project Type: State Managed					LRTP#: A-Pg220		
OPS	DPTO	0	0	0	0	1,655,880	1,655,880
MSC	DDR	0	0	0	0	344,120	344,120
OPS	LF	0	0	0	0	500,000	500,000
Total		0	0	0	0	2,500,000	2,500,000
<i>Prior Years Cost</i>			<i>Future Years Cost</i>			<i>Total Project Cost</i>	2,500,000
FT.LAUD EXEC.AIRPORT CONSTRUCT ANGLE TAXIWAYS NOVEMBER & DELTA - FM# 4333291 (TIP#)					Length: .000	*Non-SIS*	
Type of Work: AVIATION CAPACITY PROJECT					Lead Agency: FDOT		
Project Type: State Managed					LRTP#: A-Pg220		
OPS	FAA	0	0	0	0	2,425,500	2,425,500
OPS	DPTO	0	0	0	0	134,750	134,750
OPS	LF	0	0	0	0	134,750	134,750
Total		0	0	0	0	2,695,000	2,695,000
<i>Prior Years Cost</i>			<i>Future Years Cost</i>			<i>Total Project Cost</i>	2,695,000
FT.LAUD EXEC.AIRPORT DESIGN MID-FIELD T/W EXT. & RUN UP AREA - FM# 4333231 (TIP#)					Length: .000	*Non-SIS*	
Type of Work: AVIATION CAPACITY PROJECT					Lead Agency: FDOT		
Project Type: State Managed					LRTP#: A-Pg220		
MSC	LF	0	0	0	73,000	0	73,000
MSC	DPTO	0	0	0	292,000	0	292,000
Total		0	0	0	365,000	0	365,000
<i>Prior Years Cost</i>			<i>Future Years Cost</i>			<i>Total Project Cost</i>	365,000
FT.LAUD EXEC.AIRPORT RUNWAY 8/26 & 13/31 PAVEMENT REHABILITATION - FM# 4333221 (TIP#)					Length: .000	*Non-SIS*	
Type of Work: AVIATION PRESERVATION PROJECT					Lead Agency: FDOT		
Project Type: State Managed					LRTP#: A-Pg220		
OPS	LF	108,000	0	0	0	0	108,000
MSC	DPTO	432,000	0	0	0	0	432,000
Total		540,000	0	0	0	0	540,000
<i>Prior Years Cost</i>			<i>Future Years Cost</i>			<i>Total Project Cost</i>	540,000

Phase	Fund Source	2015	2016	2017	2018	2019	Total
FT.LAUD.EXEC AIRPORT DESIGN ACUTE ANGLE TAXIWAY K - FM# 4333271 (TIP#)					Length: .000	*Non-SIS*	
Type of Work: AVIATION CAPACITY PROJECT					Lead Agency: FDOT		
Project Type: State Managed					LRTP#: A-Pg220		
OPS	FAA	0	0	0	0	180,000	180,000
OPS	DPTO	0	0	0	0	10,000	10,000
OPS	LF	0	0	0	0	10,000	10,000
Total		0	0	0	0	200,000	200,000
<i>Prior Years Cost</i>		<i>Future Years Cost</i>		<i>Total Project Cost</i>		<i>200,000</i>	
FT.LAUD/HOLLYWOOD AIRPORT. AIRPORT ACCESS ROADWAY SYSTEM - FM# 4348321 (TIP#)					Length: .000	*SIS*	*RSP*
Type of Work: AVIATION CAPACITY PROJECT					Lead Agency: Responsible Agency Not Available		
Project Type: State Managed					LRTP#: Pg 220		
PROVIDING IMPROVED ACCESS TO THE AIRPORT, CIRCULATION AMONG THE 4 TERMINALS, RENTAL CAR CENTER, PARKING GARAGES AND EFFICIENT EGRESS TO THE INTERSTATE HIGHWAY SYSTEM.							
MSC	LF	0	0	0	0	10,000,000	10,000,000
MSC	DIS	0	0	0	0	10,000,000	10,000,000
Total		0	0	0	0	20,000,000	20,000,000
<i>Prior Years Cost</i>		<i>Future Years Cost</i>		<i>Total Project Cost</i>		<i>20,000,000</i>	
FT.LAUDERDAL EXEC AIRPORT, DESIGN ACUTE ANGLE TAXIWAYS - FM# 4346081 (TIP#)					Length: .000	*Non-SIS*	
Type of Work: AVIATION PRESERVATION PROJECT					Lead Agency: Responsible Agency Not Available		
Project Type: State Managed					LRTP#: Pg 220		
DESIGN ACUTE ANGLE TAXIWAYS NOVEMBER & DELTA							
OPS	FAA	0	0	0	270,000	0	270,000
OPS	DDR	0	0	0	15,000	0	15,000
OPS	LF	0	0	0	15,000	0	15,000
Total		0	0	0	300,000	0	300,000
<i>Prior Years Cost</i>		<i>Future Years Cost</i>		<i>Total Project Cost</i>		<i>300,000</i>	
FT.LAUDERDAL/HOLLYWD INT'L AIRPORT ARFF TRUCK 310 REPLACEMENT - FM# 4346411 (TIP#)					Length: .000	*SIS*	*RSP*
Type of Work: AVIATION SAFETY PROJECT					Lead Agency: Responsible Agency Not Available		
Project Type: State Managed					LRTP#: Pg 220		
MSC	LF	0	0	0	0	750,000	750,000
MSC	DPTO	0	0	0	0	750,000	750,000
Total		0	0	0	0	1,500,000	1,500,000
<i>Prior Years Cost</i>		<i>Future Years Cost</i>		<i>Total Project Cost</i>		<i>1,500,000</i>	

Phase	Fund Source	2015	2016	2017	2018	2019	Total
FT.LAUDERDAL/HOLLYWD INT'L AIRPORT ARFF TRUCK,210 REPLACEMENT - FM# 4346401 (TIP#)							
Type of Work: AVIATION SAFETY PROJECT							
Project Type: State Managed							
MSC	LF	0	0	0	0	600,000	600,000
MSC	DPTO	0	0	0	0	600,000	600,000
Total		0	0	0	0	1,200,000	1,200,000
<i>Prior Years Cost</i>							
<i>Future Years Cost</i>							
						<i>Total Project Cost</i>	<i>1,200,000</i>
FT.LAUDERDAL/HOLLYWD INT'L AIRPORT, FLL MASTER PLAN & ALP UPDATE - FM# 4346391 (TIP#)							
Type of Work: AVIATION CAPACITY PROJECT							
Project Type: State Managed							
OPS	DPTO	0	1,000,000	0	0	0	1,000,000
OPS	LF	0	1,000,000	0	0	0	1,000,000
Total		0	2,000,000	0	0	0	2,000,000
<i>Prior Years Cost</i>							
<i>Future Years Cost</i>							
						<i>Total Project Cost</i>	<i>2,000,000</i>
FT.LAUDERDAL/HOLLYWD INT'L AIRPORT, TAXIWAY M RECONST @ RUNWAY 9L - FM# 4346421 (TIP#)							
Type of Work: AVIATION PRESERVATION PROJECT							
Project Type: State Managed							
TAXIWAY M RECONSTRUCTION AT RUNWAY 9L APPROACH							
MSC	LF	0	0	0	0	3,750,000	3,750,000
MSC	FAA	0	0	0	0	22,500,000	22,500,000
MSC	DPTO	0	0	0	0	3,750,000	3,750,000
Total		0	0	0	0	30,000,000	30,000,000
<i>Prior Years Cost</i>							
<i>Future Years Cost</i>							
						<i>Total Project Cost</i>	<i>30,000,000</i>
FT.LAUDERDAL/HOLLYWD INT'L AIRPORT, FLL FAR PART 150 STUDY - FM# 4346431 (TIP#)							
Type of Work: AVIATION ENVIRONMENTAL PROJECT							
Project Type: State Managed							
OPS	DPTO	0	750,000	0	0	0	750,000
OPS	LF	0	750,000	0	0	0	750,000
Total		0	1,500,000	0	0	0	1,500,000
<i>Prior Years Cost</i>							
<i>Future Years Cost</i>							
						<i>Total Project Cost</i>	<i>1,500,000</i>

Phase	Fund Source	2015	2016	2017	2018	2019	Total
FT.LAUDERDALE EXE AIRPORT, CONSTRUCT MID FIELD T/W/ EXTN & RUN UP - FM# 4346291 (TIP#)					Length: .000	*Non-SIS*	
Type of Work: AVIATION CAPACITY PROJECT					Lead Agency: Responsible Agency Not Available		
Project Type: State Managed					LRTP#: Pg 220		
CONSTRUCT MID-FIELD T/W/ EXTENSION & RUN UP AREA							
MSC	LF	0	0	0	0	236,550	236,550
MSC	DPTO	0	0	0	0	946,200	946,200
Total		0	0	0	0	1,182,750	1,182,750
<i>Prior Years Cost</i>		<i>Future Years Cost</i>			<i>Total Project Cost</i>		<i>1,182,750</i>
FT.LAUDERDALE EXEC AIRPORT DESIGN TAXIWAY ECHO EXTEN - FM# 4345981 (TIP#)					Length: .000	*Non-SIS*	
Type of Work: AVIATION CAPACITY PROJECT					Lead Agency: Responsible Agency Not Available		
Project Type: State Managed					LRTP#: Pg 220		
OPS	DPTO	0	200,000	0	0	0	200,000
OPS	LF	0	50,000	0	0	0	50,000
Total		0	250,000	0	0	0	250,000
<i>Prior Years Cost</i>		<i>Future Years Cost</i>			<i>Total Project Cost</i>		<i>250,000</i>
FT.LAUDERDALE EXEC AIRPORT, DESIGN WESTERN PERIMETER ROAD - FM# 4346281 (TIP#)					Length: .000	*Non-SIS*	
Type of Work: AVIATION PRESERVATION PROJECT					Lead Agency: Responsible Agency Not Available		
Project Type: State Managed					LRTP#: Pg 220		
OPS	DPTO	0	200,000	0	0	0	200,000
OPS	LF	0	50,000	0	0	0	50,000
Total		0	250,000	0	0	0	250,000
<i>Prior Years Cost</i>		<i>Future Years Cost</i>			<i>Total Project Cost</i>		<i>250,000</i>
FT.LAUDERDALE EXEC AIRPORT, CONSTRUCT ACUTE ANGLE TAXIWAY K - FM# 4346271 (TIP#)					Length: .000	*Non-SIS*	
Type of Work: AVIATION PRESERVATION PROJECT					Lead Agency: Responsible Agency Not Available		
Project Type: State Managed					LRTP#: Pg 220		
MSC	LF	0	0	0	0	67,500	67,500
MSC	FAA	0	0	0	0	1,215,000	1,215,000
MSC	DPTO	0	0	0	0	67,500	67,500
Total		0	0	0	0	1,350,000	1,350,000
<i>Prior Years Cost</i>		<i>Future Years Cost</i>			<i>Total Project Cost</i>		<i>1,350,000</i>

Phase	Fund Source	2015	2016	2017	2018	2019	Total
FT.LAUDERDALE EXEX AIRPORT REHAB TAXIWAY E-PHASE 1 - FM# 4345991 (TIP#)					Length: .000	*Non-SIS*	
Type of Work: AVIATION PRESERVATION PROJECT					Lead Agency: Responsible Agency Not Available		
Project Type: State Managed					LRTP#: Pg 220		
OPS	FAA	0	2,511,000	0	0	0	2,511,000
OPS	DPTO	0	139,500	0	0	0	139,500
OPS	LF	0	139,500	0	0	0	139,500
Total		0	2,790,000	0	0	0	2,790,000
<i>Prior Years Cost</i>			<i>Future Years Cost</i>		<i>Total Project Cost</i>		2,790,000
N. PERRY AIRPORT - FM# 4310271 (TIP#)					Lead Agency: FDOT	*Non-SIS*	
Type of Work: AVIATION PRESERVATION PROJECT					LRTP#: A-Pg220		
Project Type: State Managed							
CONSTRUCT TAXIWAY "L"- REHABILITATION							
MSC	LF	0	0	100,000	100,000	0	200,000
MSC	DPTO	0	0	50,001	400,000	0	450,001
MSC	DS	0	0	349,999	0	0	349,999
Total		0	0	500,000	500,000	0	1,000,000
<i>Prior Years Cost</i>			<i>Future Years Cost</i>		<i>Total Project Cost</i>		1,000,000
NORTH PERRY AIRPORT - FM# 4278811 (TIP#)					Lead Agency: FDOT	*Non-SIS*	
Type of Work: AVIATION PRESERVATION PROJECT					LRTP#: A-Pg220		
Project Type: State Managed							
OVERLAY TAXIWAY M AVIATION PRESERVATION PROJECT							
MSC	LF	0	169,320	0	0	0	169,320
MSC	DDR	0	412,500	0	0	0	412,500
MSC	DPTO	0	264,780	0	0	0	264,780
Total		0	846,600	0	0	0	846,600
<i>Prior Years Cost</i>			<i>Future Years Cost</i>		<i>Total Project Cost</i>		846,600

Phase	Fund Source	2015	2016	2017	2018	2019	Total	
NORTH PERRY AIRPORT - FM# 4278801 (TIP#)							*Non-SIS*	
Type of Work: AVIATION PRESERVATION PROJECT					Lead Agency: FDOT			
Project Type: State Managed					LRTP#: A-Pg220			
REHABILITATE RUNWAY LIGHTING								
AVIATION PRESERVATION PROJECT								
MSC	LF	0	0	0	0	200,000	200,000	
MSC	DDR	0	0	0	0	200,000	200,000	
MSC	FAA	0	0	0	0	3,600,000	3,600,000	
Total		0	0	0	0	4,000,000	4,000,000	
<i>Prior Years Cost</i>		<i>Future Years Cost</i>			<i>Total Project Cost</i>		<i>4,000,000</i>	
NORTH PERRY AIRPORT HWO MASTER PLAN AND APL UPDATES - FM# 4346441 (TIP#)							*Non-SIS*	
Type of Work: AVIATION CAPACITY PROJECT					Length: .000			
Project Type: State Managed					Lead Agency: Responsible Agency Not Available			
					LRTP#: Pg 220			
MSC	LF	0	0	0	0	100,000	100,000	
MSC	DPTO	0	0	0	0	400,000	400,000	
Total		0	0	0	0	500,000	500,000	
<i>Prior Years Cost</i>		<i>Future Years Cost</i>			<i>Total Project Cost</i>		<i>500,000</i>	
NORTH PERRY AIRPORT SECURITY ENHANCEMENTS FOR ACCESS CONTROL - FM# 4345401 (TIP#)							*Non-SIS*	
Type of Work: AVIATION SAFETY PROJECT					Length: .000			
Project Type: State Managed					Lead Agency: Responsible Agency Not Available			
					LRTP#: Pg 220			
MSC	LF	25,000	0	0	0	0	25,000	
MSC	DDR	100,000	0	0	0	0	100,000	
Total		125,000	0	0	0	0	125,000	
<i>Prior Years Cost</i>		<i>185,000</i>	<i>Future Years Cost</i>			<i>Total Project Cost</i>		<i>310,000</i>
POMPANO AIRPARK - FM# 4310331 (TIP#)							*Non-SIS*	
Type of Work: AVIATION REVENUE/OPERATIONAL					Lead Agency: FDOT			
Project Type: State Managed					LRTP#: A-Pg220			
RENOVATE ADMIN. BUILDING								
MSC	LF	0	0	130,000	0	0	130,000	
MSC	DDR	0	0	520,000	0	0	520,000	
Total		0	0	650,000	0	0	650,000	
<i>Prior Years Cost</i>		<i>Future Years Cost</i>			<i>Total Project Cost</i>		<i>650,000</i>	

Phase	Fund Source	2015	2016	2017	2018	2019	Total
POMPANO AIRPARK DESIGN RUNWAY 10-28 REHAB AND EXPANSION - FM# 4331501 (TIP#)					Length: .000	*Non-SIS*	
Type of Work: AVIATION CAPACITY PROJECT					Lead Agency: FDOT		
Project Type: State Managed					LRTP#: A-Pg220		
MSC	LF	0	0	0	33,100	0	33,100
MSC	FAA	0	0	0	595,800	0	595,800
MSC	DPTO	0	0	0	33,100	0	33,100
Total		0	0	0	662,000	0	662,000
<i>Prior Years Cost</i>			<i>Future Years Cost</i>		<i>Total Project Cost</i>		662,000
POMPANO AIRPARK DESIGN/CONSTRUCTION OF TAXIWAY D - FM# 4334761 (TIP#)					Length: .000	*Non-SIS*	
Type of Work: AVIATION CAPACITY PROJECT					Lead Agency: FDOT		
Project Type: State Managed					LRTP#: A-Pg220		
MSC	LF	39,168	0	0	0	0	39,168
MSC	FAA	1,762,560	0	0	0	0	1,762,560
MSC	DPTO	156,672	0	0	0	0	156,672
Total		1,958,400	0	0	0	0	1,958,400
<i>Prior Years Cost</i>		217,600	<i>Future Years Cost</i>		<i>Total Project Cost</i>		2,176,000
POMPANO AIRPARK LANDSIDE/AIRSIDE ACCESS PARCEL "Y" - FM# 4331511 (TIP#)					Length: .000	*Non-SIS*	
Type of Work: AVIATION REVENUE/OPERATIONAL					Lead Agency: FDOT		
Project Type: State Managed					LRTP#: A-Pg220		
MSC	LF	102,000	0	0	0	0	102,000
MSC	DPTO	408,000	0	0	0	0	408,000
Total		510,000	0	0	0	0	510,000
<i>Prior Years Cost</i>			<i>Future Years Cost</i>		<i>Total Project Cost</i>		510,000
POMPANO BCH AIRPARK ENVIRONMENTAL MANAGEMENT PLAN - FM# 4346011 (TIP#)					Length: .000	*Non-SIS*	
Type of Work: AVIATION SAFETY PROJECT					Lead Agency: Responsible Agency Not Available		
Project Type: State Managed					LRTP#: Pg 220		
MSC	LF	0	32,343	0	0	0	32,343
MSC	DDR	0	129,370	0	0	0	129,370
Total		0	161,713	0	0	0	161,713
<i>Prior Years Cost</i>			<i>Future Years Cost</i>		<i>Total Project Cost</i>		161,713

Phase	Fund Source	2015	2016	2017	2018	2019	Total
POMPANO BCH AIRPARK REHAB RUNWAY10-28 AND CONST 10-28 EXTENSION - FM# 4346321 (TIP#)					Length: .000	*Non-SIS*	
Type of Work: AVIATION PRESERVATION PROJECT					Lead Agency: Responsible Agency Not Available		
Project Type: State Managed					LRTP#: Pg 220		
REHABILITATE RUNWAY 10-28 & CONSTRUCT EXTENSION RUNWAY 10-28 EXTENSION							
MSC	LF	0	0	0	0	60,880	60,880
MSC	FAA	0	0	0	0	2,739,600	2,739,600
MSC	DPTO	0	0	0	0	243,520	243,520
Total		0	0	0	0	3,044,000	3,044,000
<i>Prior Years Cost</i>			<i>Future Years Cost</i>			<i>Total Project Cost</i>	<i>3,044,000</i>

Section 4 - Commuter Rail

Phase	Fund Source	2015	2016	2017	2018	2019	Total
CSX TO FEC POMPANO CONNECTION - FM# 4170319 (TIP#)					Length: .000	*Non-SIS*	
Type of Work: RAIL CAPACITY PROJECT					Lead Agency: MANAGED BY FDOT		
Project Type: Imported					LRTP#: Pg 220		
ROW	DDR	1,542,568	0	0	0	0	1,542,568
Total		1,542,568	0	0	0	0	1,542,568
<i>Prior Years Cost</i>		<i>49,000</i>	<i>Future Years Cost</i>		<i>Total Project Cost</i>		<i>1,591,568</i>
DOWNTOWN FORT LAUDERDALE WAVE STREETCAR - FM# 4213906 (TIP#)					Length: .000	*Non-SIS*	
Type of Work: TRANSIT IMPROVEMENT					Lead Agency: MANAGED BY SOUTH FL REG		
Project Type: State Managed					LRTP#: Pg 54		
MSC	SU	0	1,800,000	0	0	0	1,800,000
MSC	FTAT	0	1,800,000	0	0	0	1,800,000
Total		0	3,600,000	0	0	0	3,600,000
<i>Prior Years Cost</i>		<i>3,400,000</i>	<i>Future Years Cost</i>		<i>Total Project Cost</i>		<i>7,000,000</i>
DOWNTOWN FORT LAUDERDALE WAVE STREETCAR - FM# 4213904 (TIP#)					Length: .000	*Non-SIS*	
Type of Work: TRANSIT IMPROVEMENT					Lead Agency: SFRTA		
Project Type: State Managed					LRTP#: Pg54		
MSC	LF	7,934,400	0	0	0	0	7,934,400
MSC	NSTP	7,934,400	0	0	0	0	7,934,400
Total		15,868,800	0	0	0	0	15,868,800
<i>Prior Years Cost</i>		<i>67,742,400</i>	<i>Future Years Cost</i>		<i>Total Project Cost</i>		<i>83,611,200</i>
DOWNTOWN FORT LAUDERDALE WAVE STREETCAR FEDERAL SIB LOAN - FM# 4352021 (TIP#)					Length: .000	*Non-SIS*	
Type of Work: FIXED GUIDEWAY IMPROVEMENTS					Lead Agency: MANAGED BY SOUTH FL REG		
Project Type: State Managed					LRTP#: Pg 137		
CST	SIB1	20,590,000	0	0	0	0	20,590,000
Total		20,590,000	0	0	0	0	20,590,000
<i>Prior Years Cost</i>			<i>Future Years Cost</i>		<i>Total Project Cost</i>		<i>20,590,000</i>

Phase	Fund Source	2015	2016	2017	2018	2019	Total
HOLLYWOOD SERVICE DEVELOPMENT, OPERATING TO TRI-RAIL ROUTE - FM# 4349731 (TIP#)					Length: .000	*Non-SIS*	
Type of Work: OPERATING FOR FIXED ROUTE					Lead Agency: MANAGED BY CITY OF HOLLYWOOD		
Project Type: State Managed					LRTP#: Pg 139		
MSC	LF	200,000	0	0	0	0	200,000
MSC	DPTO	200,000	0	0	0	0	200,000
Total		400,000	0	0	0	0	400,000
<i>Prior Years Cost</i>		<i>400,000</i>	<i>Future Years Cost</i>		<i>Total Project Cost</i>		<i>800,000</i>
OMD INTERMODAL BOX PLANNING CONSULTANT - FM# 4137021 (TIP#)					Length: .000	*Non-SIS*	
Type of Work: TRANSPORTATION PLANNING					Lead Agency: MANAGED BY FDOT		
Project Type: Imported					LRTP#: Pg 220		
PLN	LF	200,000	0	0	0	0	200,000
PLN	D	1,746,657	2,146,657	2,146,657	2,356,657	2,356,657	10,753,285
Total		1,946,657	2,146,657	2,146,657	2,356,657	2,356,657	10,953,285
<i>Prior Years Cost</i>		<i>157</i>	<i>Future Years Cost</i>		<i>Total Project Cost</i>		<i>10,953,442</i>
RAIL PROJECT ASSIST - FM# 2367821 (TIP#)					Length: .000	*Non-SIS*	
Type of Work: PUBLIC TRANS IN-HOUSE SUPPORT					Lead Agency: MANAGED BY FDOT		
Project Type: Imported					LRTP#: Pg 220		
OPS	D	50,000	50,000	50,000	50,000	50,000	250,000
Total		50,000	50,000	50,000	50,000	50,000	250,000
<i>Prior Years Cost</i>		<i>405,500</i>	<i>Future Years Cost</i>		<i>Total Project Cost</i>		<i>655,500</i>
RAIL-ADMINISTRATION ADMINISTRATION INDIRECT JOB - FM# 2367801 (TIP#)					Length: .000	*Non-SIS*	
Type of Work: PUBLIC TRANS IN-HOUSE SUPPORT					Lead Agency: MANAGED BY FDOT		
Project Type: Imported					LRTP#: Pg 220		
ADM	D	150,000	150,000	150,000	150,000	150,000	750,000
Total		150,000	150,000	150,000	150,000	150,000	750,000
<i>Prior Years Cost</i>		<i>2,265,282</i>	<i>Future Years Cost</i>		<i>Total Project Cost</i>		<i>3,015,282</i>
RAIL-SFRC PROGRAM MANAGEMENT - FM# 2367651 (TIP#)					Length: .000	*Non-SIS*	
Type of Work:					Lead Agency: MANAGED BY FDOT		
Project Type: Imported					LRTP#: Pg 220		
OPS	D	100,000	100,000	100,000	100,000	100,000	500,000
Total		100,000	100,000	100,000	100,000	100,000	500,000
<i>Prior Years Cost</i>		<i>4,570,934</i>	<i>Future Years Cost</i>		<i>Total Project Cost</i>		<i>5,070,934</i>

Phase	Fund Source	2015	2016	2017	2018	2019	Total
RESERVE BOX FOR CSXT POSITIVE TRAIN CONTROL - FM# 4347091 (TIP#)					Length: .000	*Non-SIS*	
Type of Work: FUNDING ACTION					Lead Agency: MANAGED BY FDOT		
Project Type: Imported					LRTP#: Pg 220		
CAP	DPTO	0	3,509,216	0	0	0	3,509,216
CAP	DDR	0	7,590,784	0	0	0	7,590,784
Total		0	11,100,000	0	0	0	11,100,000
<i>Prior Years Cost</i>			<i>Future Years Cost</i>		<i>Total Project Cost</i>		11,100,000
SFECC CORRIDOR TRANSIT ALT, FROM MIAMI TO POMPANO BEACH - FM# 4170315 (TIP#)					Length: .000	*SIS*	*RSP*
Type of Work: RAIL CAPACITY PROJECT					Lead Agency: MANAGED BY FDOT		
Project Type: Imported					LRTP#: Pg 220		
UPD	GMR	0	3,000,000	0	0	0	3,000,000
Total		0	3,000,000	0	0	0	3,000,000
<i>Prior Years Cost</i>		2,541,504	<i>Future Years Cost</i>		<i>Total Project Cost</i>		5,541,504
SFECC CORRIDOR TRANSIT ALT, FROM POMPANO BEACH TO WEST PALM BEACH - FM# 4170316 (TIP#)					Length: .000	*SIS*	*RSP*
Type of Work: RAIL CAPACITY PROJECT					Lead Agency: MANAGED BY FDOT		
Project Type: Imported					LRTP#: Pg 220		
UPD	GMR	0	3,150,000	0	0	0	3,150,000
Total		0	3,150,000	0	0	0	3,150,000
<i>Prior Years Cost</i>		2,329,488	<i>Future Years Cost</i>		<i>Total Project Cost</i>		5,479,488
SFOMA - MAINTENANCE AND DISPATCH - FM# 4345431 (TIP#)					Length: .000	*Non-SIS*	
Type of Work: RAIL REVENUE/OPERATIONA IMPR					Lead Agency: MANAGED BY FDOT		
Project Type: Imported					LRTP#: Pg 220		
CAP	DS	505,000	0	0	0	0	505,000
CAP	DPTO	3,657,613	15,887,769	14,733,200	14,870,000	15,887,769	65,036,351
CAP	DDR	11,725,156	0	0	0	0	11,725,156
CAP	DL	637,231	637,231	637,231	637,231	637,231	3,186,155
Total		16,525,000	16,525,000	15,370,431	15,507,231	16,525,000	80,452,662
<i>Prior Years Cost</i>			<i>Future Years Cost</i>		<i>Total Project Cost</i>		80,452,662

Phase	Fund Source	2015	2016	2017	2018	2019	Total
SFRC ENGINEERING CONSULTANT - FM# 4151003 (TIP#)					Length: .000	*Non-SIS*	
Type of Work: RAIL PRESERVATION PROJECT					Lead Agency: MANAGED BY FDOT		
Project Type: Imported					LRTP#: Pg 220		
PE	DPTO	0	1,500,000	0	1,500,000	0	3,000,000
Total		0	1,500,000	0	1,500,000	0	3,000,000
<i>Prior Years Cost</i>			<i>Future Years Cost</i>		<i>Total Project Cost</i>		3,000,000
SFRC MANAGEMENT BOX - FM# 4297151 (TIP#)					Length: .000	*Non-SIS*	
Type of Work: RAIL PRESERVATION PROJECT					Lead Agency: MANAGED BY FDOT		
Project Type: Imported					LRTP#: Pg 220		
CAP	DS	3,037,712	0	0	0	0	3,037,712
CAP	DPTO	869,087	1,204,140	0	0	0	2,073,227
CAP	DDR	361	0	0	0	0	361
Total		3,907,160	1,204,140	0	0	0	5,111,300
<i>Prior Years Cost</i>		685,430	<i>Future Years Cost</i>		<i>Total Project Cost</i>		5,796,730
SFRC R/R - FM# 4069191 (TIP#)					Length: 0.810 mi	*SIS*	
Type of Work: RAIL PRESERVATION PROJECT					Lead Agency: Rail		
Project Type: State Managed					LRTP#: T-Pg223		
S FORK NEW RIVER - REPLACE EXISTING BRIDGE #869924							
RAIL PRESERVATION PROJECT							
CST	DDR	0	100,000	0	0	0	100,000
Total		0	100,000	0	0	0	100,000
<i>Prior Years Cost</i>		34,075,554	<i>Future Years Cost</i>		<i>Total Project Cost</i>		34,175,554
SFRC TRI-RAIL MAINTENANCE & DISPATCHING OPERATING A - FM# 4283442 (TIP#)						*Non-SIS*	
Type of Work: RAIL REVENUE/OPERATIONA IMPR					Lead Agency: SFRTA		
Project Type: State Managed					LRTP#: T-Pg223		
RAIL REVENUE OPERATIONAL IMPROVEMENTS							
OPS	DPTO	4,224,045	5,586,000	5,586,000	0	0	15,396,045
OPS	DDR	563,955	0	0	0	0	563,955
Total		4,788,000	5,586,000	5,586,000	0	0	15,960,000
<i>Prior Years Cost</i>			<i>Future Years Cost</i>		<i>Total Project Cost</i>		15,960,000

Phase	Fund Source	2015	2016	2017	2018	2019	Total
SFRC TRI-RAIL MAINTENANCE & DISPATCHING OPERATING ASSISTANCE - FM# 4283441 (TIP#)					Length: .000	*Non-SIS*	
Type of Work: RAIL REVENUE/OPERATIONA IMPR					Lead Agency: MANAGED BY FDOT		
Project Type: Imported					LRTP#: Pg 220		
OPS	DPTO	12,736,045	13,300,000	13,300,000	13,300,000	13,300,000	65,936,045
OPS	DDR	563,955	0	0	0	0	563,955
Total		13,300,000	13,300,000	13,300,000	13,300,000	13,300,000	66,500,000
<i>Prior Years Cost</i>		<i>24,966,428</i>	<i>Future Years Cost</i>		<i>Total Project Cost</i>		<i>91,466,428</i>
SFRTA OPERATING ASSISTANCE - FM# 4296881 (TIP#)					Length: .000	*Non-SIS*	*RSP*
Type of Work: RAIL REVENUE/OPERATIONA IMPR					Lead Agency: MANAGED BY SOUTH FL REG		
Project Type: Imported					LRTP#: Pg 220		
OPS	DPTO	5,166,262	13,084,431	13,084,431	13,084,431	13,084,431	57,503,986
OPS	DDR	7,954,534	0	0	0	0	7,954,534
OPS	DL	2,557,775	2,557,775	2,557,775	2,557,775	2,557,775	12,788,875
Total		15,678,571	15,642,206	15,642,206	15,642,206	15,642,206	78,247,395
<i>Prior Years Cost</i>		<i>57,543,672</i>	<i>Future Years Cost</i>		<i>Total Project Cost</i>		<i>135,791,067</i>
SFRTA OPERATING ASSISTANCE DURING I-95 CONSTRUCTION - FHWA - FM# 4296931 (TIP#)					Length: 25.000	*SIS*	*RSP*
Type of Work: RAIL REVENUE/OPERATIONA IMPR					Lead Agency: MANAGED BY SOUTH FL REG		
Project Type: Imported					LRTP#: Pg 220		
OPS	IM	4,000,000	0	0	0	0	4,000,000
OPS	ACNP	0	4,000,000	4,000,000	4,000,000	4,000,000	16,000,000
Total		4,000,000	4,000,000	4,000,000	4,000,000	4,000,000	20,000,000
<i>Prior Years Cost</i>		<i>16,000,000</i>	<i>Future Years Cost</i>		<i>Total Project Cost</i>		<i>36,000,000</i>
SFRTA SEC 5307 PREVENTIVE MAINTENANCE EXPENSES - FM# 2368542 (TIP#)					Length: .000	*Non-SIS*	
Type of Work: RAIL REVENUE/OPERATIONA IMPR					Lead Agency: SFRTA		
Project Type: Imported					LRTP#: Pg 139		
CAP	FTA	16,389,529	16,389,529	16,389,529	16,389,529	0	65,558,116
Total		16,389,529	16,389,529	16,389,529	16,389,529	0	65,558,116
<i>Prior Years Cost</i>		<i>16,389,529</i>	<i>Future Years Cost</i>		<i>Total Project Cost</i>		<i>81,947,645</i>

Phase	Fund Source	2015	2016	2017	2018	2019	Total
SFRTA SEC 5339 BUS AND BUS FACILITIES - FM# 4356881 (TIP#)						*Non-SIS*	*RSP*
Type of Work: RAIL SAFETY PROJECT						Lead Agency: MANAGED BY SOUTH FL REG	
						LRTP#: Pg 139	
CAP	FTA	461,235	461,235	461,235	461,235	0	1,844,940
Total		461,235	461,235	461,235	461,235	0	1,844,940
<i>Prior Years Cost</i>			<i>Future Years Cost</i>			<i>Total Project Cost</i>	1,844,940
SFRTA SECTION 5337 STATE OF GOOD REPAIR - FM# 4336111 (TIP#)						*Non-SIS*	*RSP*
Type of Work: RAIL REVENUE/OPERATIONA IMPR						Lead Agency: MANAGED BY SOUTH FL REG	
Project Type: Imported						LRTP#: Pg 139	
CAP	FTA	14,697,870	14,697,870	14,697,870	14,697,870	0	58,791,480
Total		14,697,870	14,697,870	14,697,870	14,697,870	0	58,791,480
<i>Prior Years Cost</i>		14,697,870	<i>Future Years Cost</i>			<i>Total Project Cost</i>	73,489,350
SRFC FOR REVENUES - FM# 2367593 (TIP#)						*SIS*	
Type of Work: RAIL REVENUE/OPERATIONA IMPR						Lead Agency: MANAGED BY FDOT	
Project Type: Imported						LRTP#: Pg 220	
CAP	DDR	154,251	0	0	0	0	154,251
CAP	DS	0	56,650	0	0	0	56,650
CAP	DPTO	0	2,105	0	0	0	2,105
Total		154,251	58,755	0	0	0	213,006
<i>Prior Years Cost</i>		11,014	<i>Future Years Cost</i>			<i>Total Project Cost</i>	224,020

Section 5 - Port

Phase	Fund Source	2015	2016	2017	2018	2019	Total
ANNUAL CAPITAL MAINTENANCE - FM# 1405 (TIP# 1405)						*Non-SIS*	*RSP*
Type of Work:					Lead Agency: Port Everglades		
					LRTP#: P-Pg72		
PORT ANNUAL CAPITAL MAINTENANCE							
CST	LF	1,000,000	1,000,000	1,000,000	1,000,000	1,000,000	5,000,000
Total		1,000,000	1,000,000	1,000,000	1,000,000	1,000,000	5,000,000
<i>Prior Years Cost</i>		<i>3,000,000</i>	<i>Future Years Cost</i>		<i>Total Project Cost</i>		<i>8,000,000</i>
ANNUAL CRANE PARTS AND SUPPORT - FM# 513 (TIP# 513)						*Non-SIS*	*RSP*
Type of Work:					Lead Agency: Port Everglades		
					LRTP#: P-Pg72		
ANNUAL CRANE PARTS AND SUPPORT							
CST	LF	300,000	300,000	300,000	300,000	300,000	1,500,000
Total		300,000	300,000	300,000	300,000	300,000	1,500,000
<i>Prior Years Cost</i>		<i>900,000</i>	<i>Future Years Cost</i>		<i>Total Project Cost</i>		<i>2,400,000</i>
ANNUAL FENDER MOORING AND BOLLARD - FM# 583 (TIP# 583)						*Non-SIS*	*RSP*
Type of Work:					Lead Agency: Port Everglades		
					LRTP#: P-Pg72		
ANNUAL FENDER MOORING AND BOLLARD IMPROVEMENTS REPLACE BOLLARDS (2) ON SEAWALL CAP AT PETROLEUM PIER							
CST	LF	500,000	700,000	500,000	500,000	500,000	2,700,000
Total		500,000	700,000	500,000	500,000	500,000	2,700,000
<i>Prior Years Cost</i>		<i>1,500,000</i>	<i>Future Years Cost</i>		<i>Total Project Cost</i>		<i>4,200,000</i>
BROWARD OPERATIONS GENERAL CEI CONSULTANT INSPECTION SUPPORT - FM# 4337341 (TIP#)					Length: .000	*Non-SIS*	*RSP*
Type of Work: INSPECT CONSTRUCTION PROJS.					Lead Agency: MANAGED BY FDOT		
Project Type: State Managed					LRTP#: Pg 72		
CST	DIH	0	0	0	0	15,000	15,000
CST	DDR	0	0	0	0	200,000	200,000
Total		0	0	0	0	215,000	215,000
<i>Prior Years Cost</i>			<i>Future Years Cost</i>		<i>Total Project Cost</i>		<i>215,000</i>

Phase	Fund Source	2015	2016	2017	2018	2019	Total
CONTAINER YARD DENSIFICATION/IMPROVEMENTS - FM# 2618 (TIP#)							
Type of Work:						<i>*Non-SIS*</i>	<i>*RSP*</i>
						Lead Agency: Port Everglades	
						L RTP#: P-Pg72	
PE	LF	0	0	0	3,000,000	0	3,000,000
CST	LF	0	0	0	0	13,500,000	13,500,000
Total		0	0	0	3,000,000	13,500,000	16,500,000
<i>Prior Years Cost</i>			<i>Future Years Cost</i>			<i>Total Project Cost</i>	16,500,000
CONTAINER YARD PHASE IX - B - FM# 2766 (TIP#)							
Type of Work:						<i>*Non-SIS*</i>	<i>*RSP*</i>
						Lead Agency: Port Everglades	
						L RTP#: PG 72	
CONTAINER YARD IX-B EXPANSION							
PE	LF	0	900,000	0	0	0	900,000
CST	LF	0	0	8,800,000	0	0	8,800,000
Total		0	900,000	8,800,000	0	0	9,700,000
<i>Prior Years Cost</i>			<i>Future Years Cost</i>			<i>Total Project Cost</i>	9,700,000
CRANES IMPROVEMENTS/ REPLACEMENT - FM# 1147 (TIP# 1147)							
Type of Work:						<i>*Non-SIS*</i>	<i>*RSP*</i>
						Lead Agency: Port Everglades	
						L RTP#: P-Pg72	
CRANES IMPROVEMENTS/ REPLACEMENT							
CST	LF	4,805,000	0	5,000,000	5,000,000	0	14,805,000
Total		4,805,000	0	5,000,000	5,000,000	0	14,805,000
<i>Prior Years Cost</i>		11,415,000	<i>Future Years Cost</i>			<i>Total Project Cost</i>	26,220,000
CRUISE TERMINAL 25 - FM# 2761 (TIP#)							
Type of Work: SEAPORT CAPACITY PROJECT						<i>*Non-SIS*</i>	<i>*RSP*</i>
						Lead Agency: Port Everglades	
						L RTP#: PG 72	
EXPANSION AND IMPROVEMENT OF THE CRUISE TERMINAL							
PE	LF	1,250,000	0	0	0	0	1,250,000
CST	LF	0	12,500,000	12,500,000	0	0	25,000,000
Total		1,250,000	12,500,000	12,500,000	0	0	26,250,000
<i>Prior Years Cost</i>			<i>Future Years Cost</i>			<i>Total Project Cost</i>	26,250,000

Phase	Fund Source	2015	2016	2017	2018	2019	Total
CRUISE TERMINAL 4 PARKING GARAGE - FM# 1501 (TIP# 1501)						*Non-SIS*	*RSP*
Type of Work:						Lead Agency: Port Everglades	
						L RTP#: P-Pg72	
CRUISE TERMINAL 4 PARKING GARAGE DESIGN							
PE	LF	0	0	0	0	2,000,000	2,000,000
Total		0	0	0	0	2,000,000	2,000,000
<i>Prior Years Cost</i>			<i>Future Years Cost</i>			<i>Total Project Cost</i>	2,000,000
FOREIGN TRADE ZONE (FTZ) - FM# 2619 (TIP#)						*Non-SIS*	*RSP*
Type of Work:						Lead Agency: Port Everglades	
						L RTP#: P-Pg72	
RELOCATION							
CST	LF	27,000,000	27,000,000	0	0	0	54,000,000
Total		27,000,000	27,000,000	0	0	0	54,000,000
<i>Prior Years Cost</i>		10,000,000	<i>Future Years Cost</i>			<i>Total Project Cost</i>	64,000,000
GENERAL TERMINAL IMPROVEMENTS - FM# 581 (TIP# 581)						*Non-SIS*	*RSP*
Type of Work:						Lead Agency: Port Everglades	
						L RTP#: P-Pg72	
GENERAL TERMINAL IMPROVEMENTS ANNUAL MISC TERMINAL IMPROVEMENTS							
CST	LF	1,352,000	2,000,000	2,000,000	2,000,000	2,000,000	9,352,000
Total		1,352,000	2,000,000	2,000,000	2,000,000	2,000,000	9,352,000
<i>Prior Years Cost</i>		7,263,000	<i>Future Years Cost</i>			<i>Total Project Cost</i>	16,615,000
INFORMATION TECHNOLOGY SYSTEMS - FM# 524 (TIP# 524)						*Non-SIS*	*RSP*
Type of Work:						Lead Agency: Port Everglades	
						L RTP#: P-Pg72	
PORT INFORMATION TECHNOLOGY SYSTEMS (HARDWARE AND SOFTWARE)							
CST	LF	1,373,000	300,000	125,000	100,000	100,000	1,998,000
Total		1,373,000	300,000	125,000	100,000	100,000	1,998,000
<i>Prior Years Cost</i>		1,891,000	<i>Future Years Cost</i>			<i>Total Project Cost</i>	3,889,000

Phase	Fund Source	2015	2016	2017	2018	2019	Total
INLET MANAGEMENT PLAN - FM# 1635 (TIP# 1635)						*Non-SIS*	*RSP*
Type of Work:					Lead Agency: Port Everglades		
					LRTP#: P-Pg72		
INLET MANAGEMENT PLAN							
CST	LF	3,420,000	0	0	0	0	3,420,000
Total		3,420,000	0	0	0	0	3,420,000
<i>Prior Years Cost</i>			<i>Future Years Cost</i>			<i>Total Project Cost</i>	
							3,420,000
MAINTENANCE DREDGING DEEPEN SLIP 3 - FM# 2760 (TIP#)						*Non-SIS*	*RSP*
Type of Work: ROUTINE MAINTENANCE						Lead Agency: Port Everglades	
						LRTP#: PG 72	
DEEPEN SLIP 3 TO DESIGN DEPTH							
PE	LF	500,000	0	0	0	0	500,000
Total		500,000	0	0	0	0	500,000
<i>Prior Years Cost</i>			<i>Future Years Cost</i>			<i>Total Project Cost</i>	
							500,000
MCINTOSH ROAD IMPROVEMENTS - FM# 2765 (TIP#)						*Non-SIS*	*RSP*
Type of Work:						Lead Agency: Port Everglades	
						LRTP#: PG 72	
CHECKPOINT MODIFICATIONS							
PE	LF	140,000	0	0	0	0	140,000
CST	LF	0	1,420,000	0	0	0	1,420,000
Total		140,000	1,420,000	0	0	0	1,560,000
<i>Prior Years Cost</i>			<i>Future Years Cost</i>			<i>Total Project Cost</i>	
							1,560,000
MIDPORT PARKING GARAGE - FM# 1632 (TIP# 1632)						*Non-SIS*	*RSP*
Type of Work:						Lead Agency: Port Everglades	
						LRTP#: P-Pg72	
MIDPORT PARKING GARAGE CONSTRUCTION							
PE	LF	0	0	1,500,000	0	0	1,500,000
CST	LF	0	0	0	0	16,000,000	16,000,000
Total		0	0	1,500,000	0	16,000,000	17,500,000
<i>Prior Years Cost</i>			<i>Future Years Cost</i>			<i>Total Project Cost</i>	
							17,500,000

Phase	Fund Source	2015	2016	2017	2018	2019	Total
MITIGATION FOR WESTLAKE - FM# 2767 (TIP#)						*Non-SIS*	*RSP*
Type of Work:						Lead Agency: Port Everglades	
						L RTP#: PG 72	
MITIGATION FOR WESTLAKE (ACOE DEEPENING & WIDENING)							
CST	LF	7,700,000	9,500,000	0	0	0	17,200,000
PE	LF	1,000,000	0	0	0	0	1,000,000
Total		8,700,000	9,500,000	0	0	0	18,200,000
<i>Prior Years Cost</i>			<i>Future Years Cost</i>			<i>Total Project Cost</i>	18,200,000
MITIGATION FOR WESTLAKE IMPROV. - FM# 2092 (TIP# 2092)						*Non-SIS*	*RSP*
Type of Work:						Lead Agency: Port Everglades	
						L RTP#: P-Pg72	
MITIGATION FOR WESTLAKE IMPROVEMENTS							
CST	LF	4,900,000	0	0	0	0	4,900,000
Total		4,900,000	0	0	0	0	4,900,000
<i>Prior Years Cost</i>		1,200,000	<i>Future Years Cost</i>			<i>Total Project Cost</i>	6,100,000
NEO-BULK STORAGE YARD - FM# 2763 (TIP#)						*Non-SIS*	*RSP*
Type of Work:						Lead Agency: Port Everglades	
						L RTP#: PG 72	
RECONFIGURING NEO-BULK STORAGE YARD							
PE	LF	700,000	0	0	0	0	700,000
CST	LF	0	3,500,000	3,500,000	0	0	7,000,000
Total		700,000	3,500,000	3,500,000	0	0	7,700,000
<i>Prior Years Cost</i>			<i>Future Years Cost</i>			<i>Total Project Cost</i>	7,700,000
NEW BULKHEADS AT BERTHS 1, 2&3 - FM# 2088 (TIP# 2088)						*Non-SIS*	*RSP*
Type of Work:						Lead Agency: Port Everglades	
						L RTP#: P-Pg72	
NEW BULKHEADS AT BERTHS 1, 2 AND 3							
PE	LF	0	1,150,000	1,150,000	0	0	2,300,000
CST	LF	0	0	0	11,300,000	11,300,000	22,600,000
Total		0	1,150,000	1,150,000	11,300,000	11,300,000	24,900,000
<i>Prior Years Cost</i>			<i>Future Years Cost</i>			<i>Total Project Cost</i>	24,900,000

Phase	Fund Source	2015	2016	2017	2018	2019	Total
NEW BULKHEADS AT BERTHS 16,17,18 - FM# 2603 (TIP# 2603)						*Non-SIS*	*RSP*
Type of Work:					Lead Agency: Port Everglades		
					LRTP#: P-Pg72		
NEW BULKHEADS AT BERTHS 16, 17 & 18							
PE	LF	0	0	1,150,000	1,150,000	0	2,300,000
CST	LF	0	0	0	0	11,600,000	11,600,000
Total		0	0	1,150,000	1,150,000	11,600,000	13,900,000
<i>Prior Years Cost</i>			<i>Future Years Cost</i>			<i>Total Project Cost</i>	
						13,900,000	
NEW BULKHEADS AT BERTHS 21 & 22 - FM# 2762 (TIP#)						*Non-SIS*	*RSP*
Type of Work:					Lead Agency: Port Everglades		
					LRTP#: PG 72		
NEW BULKHEADS AT BERTHS 21 & 22							
PE	LF	0	0	0	1,900,000	0	1,900,000
CST	LF	0	0	0	0	9,300,000	9,300,000
Total		0	0	0	1,900,000	9,300,000	11,200,000
<i>Prior Years Cost</i>			<i>Future Years Cost</i>			<i>Total Project Cost</i>	
						11,200,000	
NEW PUBLIC WORKS FACILITY BUILDING - FM# 2770 (TIP#)						*Non-SIS*	*RSP*
Type of Work:					Lead Agency: Port Everglades		
					LRTP#: PG 72		
PE	LF	400,000	0	0	0	0	400,000
CST	LF	0	3,600,000	0	0	0	3,600,000
Total		400,000	3,600,000	0	0	0	4,000,000
<i>Prior Years Cost</i>			<i>Future Years Cost</i>			<i>Total Project Cost</i>	
						4,000,000	
NORTHPORT PARKING GARAGE PHSE V IMPROVEMENTS - FM# 2771 (TIP#)						*Non-SIS*	*RSP*
Type of Work:					Lead Agency: Port Everglades		
					LRTP#: PG 72		
CST	LF	1,665,000	0	0	0	0	1,665,000
PE	LF	185,000	0	0	0	0	185,000
Total		1,850,000	0	0	0	0	1,850,000
<i>Prior Years Cost</i>			<i>Future Years Cost</i>			<i>Total Project Cost</i>	
						1,850,000	

Phase	Fund Source	2015	2016	2017	2018	2019	Total
PASSENGER LOADING BRIDGE - FM# 1407 (TIP# 1407)						*Non-SIS*	*RSP*
Type of Work:					Lead Agency: Port Everglades LRTP#: P-Pg72		
PASSENGER LOADING BRIDGE IMPROVEMENTS/REPLACEMENT							
CST	LF	5,050,000	100,000	100,000	100,000	100,000	5,450,000
Total		5,050,000	100,000	100,000	100,000	100,000	5,450,000
<i>Prior Years Cost</i>		<i>8,055,000</i>	<i>Future Years Cost</i>			<i>Total Project Cost</i>	<i>13,505,000</i>
PHASE IX CONTAINER YARD - FM# 2617 (TIP#)						*Non-SIS*	*RSP*
Type of Work:					Lead Agency: Port Everglades LRTP#: P-Pg72		
CONTAINER YARD EXPANSION PHASE IX-A							
CST	LF	8,000,000	0	0	0	0	8,000,000
Total		8,000,000	0	0	0	0	8,000,000
<i>Prior Years Cost</i>		<i>800,000</i>	<i>Future Years Cost</i>			<i>Total Project Cost</i>	<i>8,800,000</i>
PORT BUILDING IMPROVEMENTS - FM# 568 (TIP# 568)						*Non-SIS*	*RSP*
Type of Work:					Lead Agency: Port Everglades LRTP#: P-Pg72		
PORT BUILDING IMPROVEMENTS (INCLUDING LEASEHOLD IMPROVEMENTS) IMPROVEMENTS AND REPAIRS TO LEASE PROPERTY							
CST	LF	1,330,000	2,000,000	2,000,000	2,000,000	2,000,000	9,330,000
Total		1,330,000	2,000,000	2,000,000	2,000,000	2,000,000	9,330,000
<i>Prior Years Cost</i>		<i>5,114,000</i>	<i>Future Years Cost</i>			<i>Total Project Cost</i>	<i>14,444,000</i>
PORT EVERGLADES DREDGING AND WIDENING - FM# 4334141 (TIP#)					Length: .000	*SIS*	*RSP*
Type of Work: SEAPORT CAPACITY PROJECT					Lead Agency: Port Everglades LRTP#: PG 72		
Project Type: State Managed							
NEW POED ALLOCATION FOR FY 13/14 ACOE DEEPENING & WIDENING							
PE	LF	4,500,000	0	0	0	0	4,500,000
CST	LF	0	0	0	0	45,000,000	45,000,000
MSC	DIS	0	0	0	0	15,000,000	15,000,000
Total		4,500,000	0	0	0	60,000,000	64,500,000
<i>Prior Years Cost</i>		<i>576,723</i>	<i>Future Years Cost</i>			<i>Total Project Cost</i>	<i>65,076,723</i>

Phase	Fund Source	2015	2016	2017	2018	2019	Total
PORT EVERGLADES SLIP 2 (WESTWARD) LENGTHENING - FM# 4350321 (TIP#)					Length: .000	*SIS*	*RSP*
Type of Work: SEAPORT CAPACITY PROJECT					Lead Agency: Port Everglades		
Project Type: State Managed					LRTP#: Pg 72		
CST	LF	15,750,000	0	0	0	0	15,750,000
CST	PORT	1,850,000	0	0	0	0	1,850,000
Total		17,600,000	0	0	0	0	17,600,000
<i>Prior Years Cost</i>			<i>Future Years Cost</i>		<i>Total Project Cost</i>		17,600,000
PORT INFRASTRUCTURE IMPROVEMENTS - FM# 567 (TIP# 567)						*Non-SIS*	*RSP*
Type of Work:					Lead Agency: Port Everglades		
PORT INFRASTRUCTURE IMPROVEMENTS DESIGN AND CONSTRUCTION					LRTP#: P-Pg72		
CST	LF	3,000,000	3,550,000	1,050,000	1,050,000	1,050,000	9,700,000
Total		3,000,000	3,550,000	1,050,000	1,050,000	1,050,000	9,700,000
<i>Prior Years Cost</i>		3,225,000	<i>Future Years Cost</i>		<i>Total Project Cost</i>		12,925,000
PORT SECURITY IMPROVEMENTS - FM# 1410 (TIP# 1410)						*Non-SIS*	*RSP*
Type of Work:					Lead Agency: Port Everglades		
PORT SECURITY IMPROVEMENTS					LRTP#: P-Pg72		
CST	LF	200,000	200,000	200,000	200,000	200,000	1,000,000
Total		200,000	200,000	200,000	200,000	200,000	1,000,000
<i>Prior Years Cost</i>		2,100,000	<i>Future Years Cost</i>		<i>Total Project Cost</i>		3,100,000
POST PANAMAX CRANE - FM# 1918 (TIP# 1918)						*Non-SIS*	*RSP*
Type of Work:					Lead Agency: Port Everglades		
POST PANAMAX CRANES (SP8 & 9)					LRTP#: P-Pg72		
CST	LF	9,000,000	7,500,000	7,500,000	0	0	24,000,000
Total		9,000,000	7,500,000	7,500,000	0	0	24,000,000
<i>Prior Years Cost</i>		12,500,000	<i>Future Years Cost</i>		<i>Total Project Cost</i>		36,500,000

Phase	Fund Source	2015	2016	2017	2018	2019	Total
POST PANAMAX CRANE - FM# 4333001 (TIP#)					Length: .000	*SIS*	*RSP*
Type of Work: SEAPORT CAPACITY PROJECT					Lead Agency: Port Everglades		
Project Type: State Managed					LRTP#: P-Pg72		
MSC	DIS	0	0	0	6,000,000	0	6,000,000
Total		0	0	0	6,000,000	0	6,000,000
<i>Prior Years Cost</i>			<i>Future Years Cost</i>		<i>Total Project Cost</i>		<i>6,000,000</i>
RENEW/REPLACE EQUIPMENT - FM# 2089 (TIP# 2089)						*Non-SIS*	*RSP*
Type of Work:					Lead Agency: Port Everglades		
RENEW/REPLACEMENT EQUIPMENT					LRTP#: P-Pg72		
CST	LF	1,416,000	1,093,000	1,093,000	1,065,000	1,065,000	5,732,000
Total		1,416,000	1,093,000	1,093,000	1,065,000	1,065,000	5,732,000
<i>Prior Years Cost</i>		<i>3,156,000</i>	<i>Future Years Cost</i>		<i>Total Project Cost</i>		<i>8,888,000</i>
SLIP 1 NEW BULKHEADS AT BERTHS 9 AND 10 - FM# 2764 (TIP#)						*Non-SIS*	*RSP*
Type of Work:					Lead Agency: Port Everglades		
PHASE 1					LRTP#: PG 72		
CST	LF	17,500,000	29,450,000	29,450,000	0	0	76,400,000
Total		17,500,000	29,450,000	29,450,000	0	0	76,400,000
<i>Prior Years Cost</i>			<i>Future Years Cost</i>		<i>Total Project Cost</i>		<i>76,400,000</i>
SOUTHPORT GANTRY CRANES - FM# 2768 (TIP#)						*Non-SIS*	*RSP*
Type of Work:					Lead Agency: Port Everglades		
CIVIL/ELECTRICAL/SITE IMPROVEMENTS (PHASE I-III)					LRTP#: PG 72		
CST	LF	30,000,000	15,500,000	16,750,000	0	0	62,250,000
PE	LF	3,500,000	0	0	0	0	3,500,000
Total		33,500,000	15,500,000	16,750,000	0	0	65,750,000
<i>Prior Years Cost</i>			<i>Future Years Cost</i>		<i>Total Project Cost</i>		<i>65,750,000</i>

Phase	Fund Source	2015	2016	2017	2018	2019	Total	
SOUTHPORT TURNING NOTCH EXPANSION - FM# 4305961 (TIP#)							*SIS*	*RSP*
Type of Work: SEAPORT CAPACITY PROJECT					Lead Agency: FDOT			
Project Type: State Managed					LRTP#: P-Pg72			
SOUTHPORT TURNING NOTCH EXPANSION - CONTRACT I & II								
MSC	GMR	10,000,000	0	9,000,000	0	0	19,000,000	
CST	LF	30,000,000	36,750,000	36,750,000	0	0	103,500,000	
MSC	DPTO	4,718,000	0	0	0	0	4,718,000	
PE	LF	4,000,000	0	0	0	0	4,000,000	
Total		48,718,000	36,750,000	45,750,000	0	0	131,218,000	
<i>Prior Years Cost</i>		<i>63,926,409</i>	<i>Future Years Cost</i>		<i>Total Project Cost</i>		<i>195,144,409</i>	
TERMINAL 18 & 21 - FM# 2769 (TIP#)							*Non-SIS*	*RSP*
Type of Work:					Lead Agency: Port Everglades			
PASSENGER LOADING BRIDGED AND MOORING IMPROVEMENTS					LRTP#: PG 72			
CST	LF	9,000,000	0	0	0	0	9,000,000	
PE	LF	1,000,000	0	0	0	0	1,000,000	
Total		10,000,000	0	0	0	0	10,000,000	
<i>Prior Years Cost</i>			<i>Future Years Cost</i>		<i>Total Project Cost</i>		<i>10,000,000</i>	

Section 6 - Transportation Disadvantaged

Phase	Fund Source	2015	2016	2017	2018	2019	Total
BROWARD FROM VOLUNTARY DOLLARS TO COMMISSION TD - FM# 2370363 (TIP#)							*Non-SIS*
Type of Work: TD COMMISSION - CAPITAL					Lead Agency: FDOT		
Project Type: State Managed					LRTP#: T-Pg220		
TD COMMISSION - CAPITAL							
VOLUNTARY DOLLARS COMMISSION TD							
ADM		1,712	0	0	0	0	1,712
Total		1,712	0	0	0	0	1,712
<i>Prior Years Cost</i>		<i>Future Years Cost</i>			<i>Total Project Cost</i>		1,712
BROWARD CO. - FM# 2370361 (TIP#)							*Non-SIS*
Type of Work: TD COMMISSION - CAPITAL					Lead Agency: FDOT		
Project Type: State Managed					LRTP#: TPg220		
TD COMMISSION TRIP AND EQUIPMENT GRANT							
PTO							
OPS	TDTF	3,745,913	0	0	0	0	3,745,913
OPS	TDDR	265,000	0	0	0	0	265,000
OPS	LF	416,213	0	0	0	0	416,213
Total		4,427,126	0	0	0	0	4,427,126
<i>Prior Years Cost</i>		<i>Future Years Cost</i>			<i>Total Project Cost</i>		4,427,126
BROWARD CO. - FM# 2370362 (TIP# 521)							*Non-SIS*
Type of Work: TD COMMISSION - CAPITAL					Lead Agency: FDOT		
Project Type: State Managed					LRTP#: TPg220		
TD COMMISSION PLANNING GRANT							
PTO							
PLN	TDTF	58,063	0	0	0	0	58,063
Total		58,063	0	0	0	0	58,063
<i>Prior Years Cost</i>		<i>Future Years Cost</i>			<i>Total Project Cost</i>		58,063
TRANSPORTATION FOR THE DISADVANTAGED - FM# 565 (TIP# 565)							*Non-SIS*
Type of Work: TD COMMISSION - OPERATING					Lead Agency: Transportation Disadvantaged		
Project Type: State Managed					LRTP#: T-Pg138		
COUNTY COMMISSION CONTRIBUTION							
TRANSPORTATION OF DISADVANTAGED CLIENTS							
MNT	LF	18,000,000	0	0	0	0	18,000,000
OPS	LF	0	385,000	0	0	0	385,000
Total		18,000,000	385,000	0	0	0	18,385,000
<i>Prior Years Cost</i>		<i>Future Years Cost</i>			<i>Total Project Cost</i>		18,385,000

Project Index by Name

FM #	TIP #	Project Name	Page
4032906		BROWARD COUNTY GUARDRAIL ATTENUATOR	89
2625		110TH AVENUE	89
2460	2460	A1A - SO TO DATURA	89
4316611		ANDREWS AVE	89
2307241		ANDREWS AVE EXT	90
2307301		ANDREWS AVE EXT	90
4316881		ANDREWS AVENUE	90
1405	1405	ANNUAL CAPITAL MAINTENANCE	227
513	513	ANNUAL CRANE PARTS AND SUPPORT	227
583	583	ANNUAL FENDER MOORING AND BOLLARD	227
4296901		ARTERIAL ROAD RANGER	90
4085628		ASSET MANAGEMENT I-75	91
2622		ATLANTIC BOULEVARD ENTRYWAY	91
2266	2266	Almond Ave	91
4342921		BAYVIEW DR. BRIDGE OVER LONGBOAT INLET BRDG# 865708, REPLACEMENT	91
4317601		BCT/PALM TRAN INTERFACE W/MDT/SFRTA - EASY CARD	201
2627		BEL AIR DRAINAGE	92
2370363		BROWARD	238
2335381		BROWARD CO	92
2335382		BROWARD CO	92
2341271		BROWARD CO	92
2341272		BROWARD CO	93
2279321		BROWARD CO BOX	93
4067954		BROWARD CO ITS	93
4067955		BROWARD CO ITS ITS MAINTENANCE	93
4350271		BROWARD CO SERVICE DEVELOPMENT; OPERATING FOR PREMIUN CORRIDORS	94
2370361		BROWARD CO	238

Project Index by Name

FM #	TIP #	Project Name	Page
2370362	521	BROWARD CO.	238
2350201		BROWARD CO. TRANSIT	201
2702		BROWARD CO. TRANSPORTATION CONCURRENCY FUND	201
2280472		BROWARD CO/JPA	94
2335701		BROWARD CO/SR-5	94
2280563		BROWARD COUNTY	102
2282479		BROWARD COUNTY	99
2282598		BROWARD COUNTY	98
2317234		BROWARD COUNTY	101
2317235		BROWARD COUNTY	97
2339134		BROWARD COUNTY	103
2339135		BROWARD COUNTY	97
2339197		BROWARD COUNTY	96
2339297		BROWARD COUNTY	99
2339307		BROWARD COUNTY	95
2339328		BROWARD COUNTY	100
2339335		BROWARD COUNTY	95
2339336		BROWARD COUNTY	96
2339356		BROWARD COUNTY	101
2342177		BROWARD COUNTY	94
4032916		BROWARD COUNTY	100
4051181		BROWARD COUNTY	97
4062676		BROWARD COUNTY	101
4062677		BROWARD COUNTY	100
4070915		BROWARD COUNTY	101
4071862		BROWARD COUNTY	201
4085276		BROWARD COUNTY	95

Project Index by Name

FM #	TIP #	Project Name	Page
4085277		BROWARD COUNTY	96
4130836		BROWARD COUNTY	102
4130847		BROWARD COUNTY	96
4137291		BROWARD COUNTY	202
4203213		BROWARD COUNTY	102
4203214		BROWARD COUNTY	99
4242664		BROWARD COUNTY	97
4242665		BROWARD COUNTY	98
4280732		BROWARD COUNTY	98
4280733		BROWARD COUNTY	100
4281704		BROWARD COUNTY	103
4283332		BROWARD COUNTY	95
4283333		BROWARD COUNTY	102
4292491		BROWARD COUNTY	99
4292812		BROWARD COUNTY	98
4296861		BROWARD COUNTY - ITS	103
4296862		BROWARD COUNTY ATMS MAINTENANCE	103
4065466		BROWARD COUNTY GRAFFITI REMOVAL INTERSTATE	104
4065467		BROWARD COUNTY GRAFFITI REMOVAL INTERSTATE	104
4065476		BROWARD COUNTY GRAFFITI REMOVAL PRIMARY	104
4065477		BROWARD COUNTY GRAFFITI REMOVAL PRIMARY	104
4032907		BROWARD COUNTY GUARDRAIL & ATTENUATOR REPAIR - PRIMARY	104
4346791		BROWARD COUNTY HOLLYWOOD GARDENS	105
2339357		BROWARD COUNTY INSTALL HANDRAILS	105
4278011		BROWARD COUNTY JPA	105
4278012		BROWARD COUNTY JPA	105
4347111		BROWARD COUNTY PAVEMENT MARKINGS & SIGNING	106

Project Index by Name

FM #	TIP #	Project Name	Page
4281705		BROWARD COUNTY PAVEMENT STRIPING INTERSTATE	106
2339329		BROWARD COUNTY PAVEMENT STRIPING PRIMARY ROADS	106
4346821		BROWARD COUNTY PAVEMENT STRIPING PRIMARY ROADS	106
2339298		BROWARD COUNTY PRIMARY ROAD CONCRETE WORK	107
4292813		BROWARD COUNTY PRIMARY SOD FURNISHING & INSTALLATION	107
4292792		BROWARD COUNTY PRIMARY THERMOPLASTIC STRIPING	108
4292793		BROWARD COUNTY PRIMARY THERMOPLASTIC STRIPING	107
4292794		BROWARD COUNTY PRIMARY THERMOPLASTIC STRIPING	107
4292795		BROWARD COUNTY PRIMARY THERMOPLASTIC STRIPING	108
4292796		BROWARD COUNTY PRIMARY THERMOPLASTIC STRIPING	108
4292492		BROWARD COUNTY PUSH BUTTON CONTRACT TRAFFIC OPS - ROADWAY	108
2282599		BROWARD COUNTY PUSH BUTTON CONTRACT TRAFFIC SIGNAL CONST	109
4130848		BROWARD COUNTY REFLECTIVE PAVEMENT MARKERS PRIMARY	109
4352061		BROWARD COUNTY RESERVE BOX FOR CORRIDOR PROJECTS	109
2280473		BROWARD COUNTY SCHOOL ZONE FLASHER MAINTENANCE JPA	109
4328661		BROWARD COUNTY SCHOOL ZONE IMPROVEMENTS AT VARIOUS LOCATIONS	110
4242666		BROWARD COUNTY SHOULDER REPAIR/REDRESS PRIMARY	110
2339308		BROWARD COUNTY SIGN REPLACEMENT PRIMARY	110
2339198		BROWARD COUNTY STATE PRIMARY MAINTENANCE OF TRAFFIC	110
4361971		BROWARD COUNTY TRANSIT SEC. 5337 STATE OF GOOD REPAIR	202
4303331		BROWARD COUNTY TRANSIT SECTION 5339 BUS AND FACILITIES	202
4334261		BROWARD COUNTY TRANSPORTATION SYSTEM PLAN PHASE 2	111
4327821		BROWARD COUNTY WETLAND MITIGATION RESERVE	111
4357811		BROWARD COUNTYWIDE MOBILITY HUBS VARIOUS LOCATIONS ON SHS	111
4036487		BROWARD INTERSTATE	111
4162571		BROWARD ITS FACILITY	112
4162572		BROWARD ITS FACILITY O & M JPA	112

Project Index by Name

FM #	TIP #	Project Name	Page
4325642		BROWARD MATERIALS LABORATORY	112
4346971		BROWARD MOBILITY HOLLYWOOD	112
4346901		BROWARD MOBILITY HOLLYWOOD/HALLANDALE	113
4346741		BROWARD MOBILITY PROJECT - POMPANO BEACH BIKE LANES	113
4346991		BROWARD MOBILITY PROJECT - POMPANO BEACH SIDEWALKS	113
4137292		BROWARD MPO	203
2335096		BROWARD NPDES	114
2335097		BROWARD NPDES	114
2335098		BROWARD NPDES	114
2335099		BROWARD NPDES	114
4325961		BROWARD NPDES SWEEPING PRIMARY	115
4325962		BROWARD NPDES SWEEPING PRIMARY	115
4326621		BROWARD NPDES SWEEPING PRIMARY	115
2280279		BROWARD OPERATIONS	115
4319213		BROWARD OPERATIONS CENTER	116
4327891		BROWARD OPERATIONS CONTINUING CEI INSPECTION SUPPORT	116
4337341		BROWARD OPERATIONS GENERAL CEI CONSULTANT INSPECTION SUPPORT	227
4292531		BROWARD OPS CEI	116
4292532		BROWARD OPS CEI	116
4292533		BROWARD OPS CEI	116
4297631		BROWARD PRIMARY	117
4297632		BROWARD PRIMARY REMOVAL OF EXOTICS	117
2281041		BROWARD/SEC 402/	117
2624		BUS SHELTER REPAIR AND REPLACEMENT	117
1745	1745	CENTRAL CITY TRAFFIC MANAGEMENT IMPROVEMENTS	118
4345711		CITY OF FORT LAUDERDALE SERVICE DEVELOPMENT BEACH LINK	203
4344801		CITY OF FT.LAUDERDAL E TRANSIT CORRIDOR DOWNTOWN ROUTE	203

Project Index by Name

FM #	TIP #	Project Name	Page
4344821		CITY/FT.LAUDERDALE TRANSIT CORRIDOR UPTOWN ROUTE	203
2613		CITYWIDE SIDEWALK IMPROVEMENTS	118
4328611		COCONUT CREEK PKWY	118
2012		COLLEGE AVENUE Phase III	118
2462	2462	COMMERCIAL BLVD- A1A-SEAGRAPE	119
4316871		COMMODORE DRIVE	119
2618		CONTAINER YARD DENSIFICATION/IMPROVEMENTS	228
2766		CONTAINER YARD PHASE IX - B	228
4353751		COPANS ROAD SFRC CROSSING 628169-N	119
1399	1399	CORAL SPRINGS, CITY OF	120
1881	1881	CORAL SPRINGS, CITY OF	119
1883	1883	CORAL SPRINGS, CITY OF	120
1885	1885	CORAL SPRINGS, CITY OF	120
1886	1886	CORAL SPRINGS, CITY OF	120
4260162		COUNTYWIDE CORRIDOR STUDIES	121
877	877	CRA DRAINAGE	121
1147	1147	CRANES IMPROVEMENTS/ REPLACEMENT	228
2761		CRUISE TERMINAL 25	228
1501	1501	CRUISE TERMINAL 4 PARKING GARAGE	229
4170319		CSX TO FEC POMPANO CONNECTION	220
2331912		CYPRESS CREEK JOINT USE DEVELOPMENT	121
4334271		CYPRESS CREEK MOBILITY HUB	121
4339741		CYPRESS CREEK PARK AND RIDE LOT REPLACE BUS SHELTERS	122
4353521		CYPRESS CREEK RD @ SFRC CROSSING 628183-J	122
2737	2737	Coconut Isle Bridge Replacement	122
878	878	Community Development Block Grant	122
4162592		D/W ITS SOFTWARE SOFTWARE INTEGRATION AND MAINTENANCE	123

Project Index by Name

FM #	TIP #	Project Name	Page
4162593		D/W ITS SOFTWARE SOFTWARE INTEGRATION AND MAINTENANCE	123
4170734		D/W PD&E/ETDM SUPPORT ACTIVITIES	123
4170735		D/W PD&E/ETDM SUPPORT ACTIVITIES	123
4353821		D/W PUSH BUTTON CONSTRUCTION LANDSCAPING CONTRACT	124
4296521		D/W SAFETY SIGNAL TIMING ENHANCEMENTS	124
2297656		D/W TRAFFIC OPS TRANSPORTATION SYSTEM MANAGEMENT SUPPORT SVCS.	124
2456	2456	DATURA PORTAL	124
4351431		DAVIE RD EXTENSION FROM SR-817UNIVERSITY DR. TO SR-848 STIRLING RD.	125
4334561		DAVIE ROAD FROM SW 39TH ST TO NOVA DRIVE	125
2299884		DAVIE ROAD UPGRADE EARMARK	125
1879	1879	DAVIE, TOWN OF	126
2084	2084	DAVIE, TOWN OF	126
2085	2085	DAVIE, TOWN OF	125
188	188	DEERFIELD BEACH, CITY OF	126
4085278		DISTRICTWIDE ADA RETROFITS	126
4296851		DISTRICTWIDE ARTERIAL OPERATIONS	127
2316548		DISTRICTWIDE ITS ITS FACILITY-OPERATIONS	127
2316549		DISTRICTWIDE ITS ITS FACILITY-OPERATIONS	127
4352991		DISTRICTWIDE REPLACE TRAFFIC SIGNALS VARIOUS LOCATIONS	127
4296502		DISTRICTWIDE ROAD SAFETY AUDIT (RSA) & SAFETY STUDIES	128
4351501		DISTRICTWIDE SIGNAL RETIMING	128
4332411		DIXIE HWY FRM CITY LIMITS TO NE 26 STREET	128
4133822		DOWNTOWN FORT LAUDER	204
4213904		DOWNTOWN FORT LAUDERDALE WAVE STREETCAR	220
4213906		DOWNTOWN FORT LAUDERDALE WAVE STREETCAR	220
4352021		DOWNTOWN FORT LAUDERDALE WAVE STREETCAR FEDERAL SIB LOAN	220
2299656		DW UTILITY COORDINATION CONTRACT PRODUCTION SUPPORT	129

Project Index by Name

FM #	TIP #	Project Name	Page
2299657		DW UTILITY COORDINATION CONTRACT PRODUCTION SUPPORT	128
2299659		DW UTILITY COORDINATION CONTRACT PRODUCTION SUPPORT	129
2732	2731	Downtown Walkability Phase 2	129
2733	2733	Downtown Walkability Phase 3-6	129
1725	1725	EL MAR SOUTH IMPROVEMENTS	130
2740	2740	FAT Village Corridor Improvements	130
2701		FIXED GUIDEWAY MODERNIZATION FUNDS	204
2619		FOREIGN TRADE ZONE (FTZ)	229
4239481		FORT LAUDERDALE EXECUTIVE AIRPORT	208
4278731		FORT LAUDERDALE EXECUTIVE AIRPORT	208
4077041		FORT LAUDERDALE/HOLLYWOOD INTERNATIONAL AIRPORT	208
4315161		FT LAUD EXEC AIRPORT	209
4334781		FT LAUD EXEC.AIRPORT CONSTRUCT TAXIWAY ECHO EXTENSION	209
4310121		FT LAUD. EXEC.	210
4310161		FT LAUD. EXEC.	210
4310241		FT LAUD. EXEC.	209
4310101		FT. LAUD EXEC.	210
4333241		FT.LAUD EXEC.AIRPORT ACQUIRE PROPERTY R/W 8/26 RPZ	211
4333291		FT.LAUD EXEC.AIRPORT CONSTRUCT ANGLE TAXIWAYS NOVEMBER & DELTA	211
4333231		FT.LAUD EXEC.AIRPORT DESIGN MID-FIELD T/W EXT. & RUN UP AREA	211
4333221		FT.LAUD EXEC.AIRPORT RUNWAY 8/26 & 13/31 PAVEMENT REHABILITATION	211
4333271		FT.LAUD.EXEC AIRPORT DESIGN ACUTE ANGLE TAXIWAY K	212
4348321		FT.LAUD/HOLLYWOOD AIRPORT. AIRPORT ACCESS ROADWAY SYSTEM	212
4346081		FT.LAUDERDAL EXEC AIRPORT, DESIGN ACUTE ANGLE TAXIWAYS	212
4346411		FT.LAUDERDAL/HOLLYWD INT'L AIRPORT ARFF TRUCK 310 REPLACEMENT	212
4346401		FT.LAUDERDAL/HOLLYWD INT'L AIRPORT ARFF TRUCK,210 REPLACEMENT	213
4346391		FT.LAUDERDAL/HOLLYWD INT'L AIRPORT, FLL MASTER PLAN & ALP UPDATE	213

Project Index by Name

FM #	TIP #	Project Name	Page
4346421		FT.LAUDERDAL/HOLLYWD INT'L AIRPORT, TAXIWAY M RECONST @ RUNWAY 9L	213
4346431		FT.LAUDERDAL/HOLLYWD INT'L AIRPORT, FLL FAR PART 150 STUDY	213
4346291		FT.LAUDERDALE EXE AIRPORT, CONSTRUCT MID FIELD T/W/ EXTN & RUN UP	214
4345981		FT.LAUDERDALE EXEC AIRPORT DESIGN TAXIWAY ECHO EXTEN	214
4346281		FT.LAUDERDALE EXEC AIRPORT, DESIGN WESTERN PERIMETER ROAD	214
4346271		FT.LAUDERDALE EXEC AIRPORT, CONSTRUCT ACUTE ANGLE TAXIWAY K	214
4345991		FT.LAUDERDALE EXEX AIRPORT REHAB TAXIWAY E-PHASE 1	215
2741	2741	FXE Pedestrian/Bike Path	130
2738	2738	Flagler Village TOD	130
1907	1907	GARDEN ACRES NEIGHBORHOOD	131
581	581	GENERAL TERMINAL IMPROVEMENTS	229
2201	2201	GENERAL TRANSPORTATION PROJECTS	131
876	876	HALLANDALE BEACH, CITY OF	131
884	884	HALLANDALE BEACH, CITY OF	131
4293281		HEFT AUXILIARY LANES	132
4233712		HEFT/NW 57TH AVENUE INTERCHANGE IMPROVEMENT	132
4060991		HOLLYWOOD BLVD / TPK	132
4346661		HOLLYWOOD BLVD. FROM CITY HALL CIRCLE TO DIXIE HIGHWAY	132
4349731		HOLLYWOOD SERVICE DEVELOPMENT, OPERATING TO TRI-RAIL ROUTE	221
1653	1653	HOLLYWOOD, CITY OF	133
1654	1654	HOLLYWOOD, CITY OF	133
1656	1656	HOLLYWOOD, CITY OF	133
1888	1888	HOLLYWOOD, CITY OF	133
4334291		HOLLYWOOD/PINES ANCHOR HUB	134
4334292		HOLLYWOOD/PINES ANCHOR HUB	134
4334321		HOLLYWOOD/UNIVERSITY GATEWAY HUB	134
4351701		I-595 EXPRESS ABANDON CAR REMOVAL	134

Project Index by Name

FM #	TIP #	Project Name	Page
4335791		I-595 EXPRESS LANES TOLL OPERATIONS	134
4208091		I-595/SR-862	135
4279731		I-595/SR-862 SOFTWARE SUPPORT	135
4208093		I-595/SR-862/ P3	135
4208092		I-595/SR-862/P3	136
4247361		I-595/SR-862/P3	136
4239761		I-595/SR-862/P3 BCT	204
4218542		I-595/SR862/P3/R/W FROM I-75 TO W. OF I-95	136
4354111		I-75 EXPRESS TOLL OPERATIONS BROWARD COUNTY	136
4327101		I-75/SR-93 AT GRIFFIN RD.	137
4337471		I-75/SR-93 FR N OF SR-848/STIRLING TO S OF SW 36TH STREET-RV	137
4347251		I-95 & BROWARD BLVD INTERCHANGE NORTHBOUND OFF-RAMP & TERMINUS	137
4347241		I-95 & BROWARD BLVD. INTERCHANGE SOUTHBOUND OFF-RAMP & TERMINUS	137
4033966		I-95 BROWARD COUNTY SWEEPING	138
4242192		I-95 EXPRESS/PHASE 1	204
4242193		I-95 EXPRESS/PHASE 2 BUS OPERATIONS & MAINT.	138
4223322		I-95/595/75/SIRV	138
4223323		I-95/595/75/SIRV	138
2314822		I-95/MOT/ENHANCED HOV OPERATIONS IN BROWARD & PALM BEACH	139
4280091		I-95/SR-9	139
2316402		I-95/SR-9 @ BROWARD BLVD.	139
4354611		IMPROVE INTERCHANGE AT SAWGRASS XWAY & CORAL RIDGE DR (MP 14)	139
524	524	INFORMATION TECHNOLOGY SYSTEMS	229
1635	1635	INLET MANAGEMENT PLAN	230
4309473		ITS EQUIPMENT REPLACEMENT CONSULTANT / GRANT	140
4309474		ITS EQUIPMENT REPLACEMENT CONSULTANT / GRANT	140
4309471		ITS EQUIPMENT REPLACEMENT CONSULTANT / GRANT	140

Project Index by Name

FM #	TIP #	Project Name	Page
4309472		ITS EQUIPMENT REPLACEMENT CONSULTANT / GRANT	140
4155293		ITS TECHNICAL SUPPORT SERVICES	140
790	790	JOHNSON ROAD	141
4346721		JOHNSON STREET FR. W. OF 31ST COURT TO SR-5/US-1	141
4316691		LAS OLAS BLVD	141
1892	1892	LAUDERHILL COMMUNITY SHUTTLE REPLACEMENT PROJECT	141
1221	1221	LAUDERHILL, CITY OF	143
1894	1894	LAUDERHILL, CITY OF	142
1895	1895	LAUDERHILL, CITY OF	143
1896	1896	LAUDERHILL, CITY OF	143
1897	1897	LAUDERHILL, CITY OF	143
1898	1898	LAUDERHILL, CITY OF	142
1899	1899	LAUDERHILL, CITY OF	142
1900	1900	LAUDERHILL, CITY OF	142
1769	1769	LIGHTHOUSE POINT, CITY OF	144
2734	2734	Las Olas Blvd	144
2736	2736	Las Olas Blvd Street Lighting	144
2252	2252	Las Olas Intracoastal Promenade	144
2760		MAINTENANCE DREDGING DEEPEN SLIP 3	230
2765		MCINTOSH ROAD IMPROVEMENTS	230
1632	1632	MIDPORT PARKING GARAGE	230
4310893		MILL & RESURFACE SAWGRASS XWAY MP 0-8	145
2772		MIRAMAR CITYWIDE BUS SHELTER PROGRAM	205
2094	2094	MIRAMAR, CITY OF	145
2203	2203	MISCELLANEOUS WALL REPAIRS	145
2767		MITIGATION FOR WESTLAKE	231
2092	2092	MITIGATION FOR WESTLAKE IMPROV.	231

Project Index by Name

FM #	TIP #	Project Name	Page
4310271		N. PERRY AIRPORT	215
2730	2730	NE 13th Street	145
2035	2035	NE 15th Avenue	146
4343591		NE 23D AVE BRIDGE BRIDGE #867202 BRIDGE REPLACEMENT	146
4316721		NE 6TH AVENUE	146
4346861		NE BROWARD MOBILITY PROJECT-POMPANO BCH/ DEERFIELD BCH	146
2735	2735	NE/NW 4th Street	147
2763		NEO-BULK STORAGE YARD	231
2088	2088	NEW BULKHEADS AT BERTHS 1, 2&3	231
2603	2603	NEW BULKHEADS AT BERTHS 16,17,18	232
2762		NEW BULKHEADS AT BERTHS 21 & 22	232
2770		NEW PUBLIC WORKS FACILITY BUILDING	232
2461	2461	NORTH A1A	147
4278801		NORTH PERRY AIRPORT	216
4278811		NORTH PERRY AIRPORT	215
4346441		NORTH PERRY AIRPORT HWO MASTER PLAN AND APL UPDATES	216
4345401		NORTH PERRY AIRPORT SECURITY ENHANCEMENTS FOR ACCESS CONTROL	216
2771		NORTHPORT PARKING GARAGE PHSE V IMPROVEMENTS	232
4258601		NOVA DRIVE	147
2609		NOVA DRIVE PHASE II	148
4350881		NW 110 AVENUE FROM SAMPLE ROAD TO WILES ROAD	148
2269	2269	NW 15th Street	148
4316651		NW 19TH STREET	148
4334331		NW 21ST AVENUE FROM SR-816/OAKLAND PK BL TO SR-870/COMMERCIAL BLVD	149
4316741		NW 29TH STREET	149
4317101		NW 35 AVENUE	149
4316791		NW 38TH STREET	149

Project Index by Name

FM #	TIP #	Project Name	Page
2200	2200	NW 44 STREET STREETScape IMPROVEMENTS	150
4332091		NW 44TH STREET FROM 11500 BLOCK TO PINE ISLAND ROAD	150
2620		NW 64TH AVENUE STREETScape	150
4351451		NW 7TH AVE. ATLANTIC BLVD. TO NW 8TH STREET	150
4332071		NW 9TH AVENUE FROM BROWARD BLVD. TO SISTRUNK BLVD.	151
4317171		NW NEIGHBORHOOD	151
4329491		OLD DIXIE HIGHWAY FROM NE 13TH STREET TO NE 19TH STREET	151
4137021		OMD INTERMODAL BOX PLANNING CONSULTANT	221
2610		ORANGE DRIVE PHASE I	151
1936	1936	PARK ROAD	152
1407	1407	PASSENGER LOADING BRIDGE	233
4117525		PEMBROKE ROAD FROM SILVER SHORES BLVD TO DYKES ROAD	152
4346691		PERIMETER ROAD FROM GRIFFIN ROAD TO SW 4TH AVE	152
4316981		PETERS ROAD	152
2617		PHASE IX CONTAINER YARD	233
1893	1893	PINE ISLAND ROAD PUBLIC TRANSIT INFRASTRUCTURE	153
1922	1922	PLANTATION MIDTOWN PERIMETER RD	153
28	28	PLANTATION, CITY OF	154
915	915	PLANTATION, CITY OF	205
1107	1107	PLANTATION, CITY OF	153
1921	1921	PLANTATION, CITY OF	154
2057	2057	PLANTATION, CITY OF	153
4334281		PLANTATION/SUNRISE ANCHOR HUB	154
4334282		PLANTATION/SUNRISE ANCHOR HUB	154
2450	2450	POINCIANA DRAINAGE	155
4310331		POMPANO AIRPARK	216
4331501		POMPANO AIRPARK DESIGN RUNWAY 10-28 REHAB AND EXPANSION	217

Project Index by Name

FM #	TIP #	Project Name	Page
4334761		POMPANO AIRPARK DESIGN/CONSTRUCTION OF TAXIWAY D	217
4331511		POMPANO AIRPARK LANDSIDE/AIRSIDE ACCESS PARCEL "Y"	217
4346011		POMPANO BCH AIRPARK ENVIRONMENTAL MANAGEMENT PLAN	217
4346321		POMPANO BCH AIRPARK REHAB RUNWAY10-28 AND CONST 10-28 EXTENSION	218
1890	1890	POMPANO BEACH, CITY OF	155
568	568	PORT BUILDING IMPROVEMENTS	233
4334141		PORT EVERGLADES DREDGING AND WIDENING	233
4350321		PORT EVERGLADES SLIP 2 (WESTWARD) LENGTHENING	234
567	567	PORT INFRASTRUCTURE IMPROVEMENTS	234
1410	1410	PORT SECURITY IMPROVEMENTS	234
1918	1918	POST PANAMAX CRANE	234
4333001		POST PANAMAX CRANE	235
4242954		PRIMARY	155
4242955		PRIMARY	155
4152851		PROGRAM MANAGEMENT PRODUCTION SUPPORT DIRECT PROJECT	156
4353571		PROSPECT ROAD @ SFRC CROSSING 628188-T	156
4351741		QUIET/SAFETY IMPVMTS FEC CROSSINGS-COUNTYWIDE	156
2367821		RAIL PROJECT ASSIST	221
2367801		RAIL-ADMINISTRATION ADMINISTRATION INDIRECT JOB	221
2367651		RAIL-SFRC PROGRAM MANAGEMENT	221
4331991		RAVENSWOOD RD FROM STIRLING RD TO GRIFFIN RD	156
4301921		RAVENSWOOD RD. OVER DANIA CUT-OFF CANAL	157
2089	2089	RENEW/REPLACE EQUIPMENT	235
4347091		RESERVE BOX FOR CSXT POSITIVE TRAIN CONTROL	222
2299885		RESERVE BOX FOR PINE ISLAND ROAD @ NW 57TH STREET	157
2202	2202	RESURFACE CORPORATE PARK AND EAST SUNRISE	157
2453	2453	RESURFACING	157

Project Index by Name

FM #	TIP #	Project Name	Page
1768	1768	SAMPLE ROAD	158
4334311		SAMPLE/UNIVERSITY GATEWAY HUB	158
4281542		SAWGRASS CANAL REVETMENT - WALL 3 (MP 15.2)	158
4281543		SAWGRASS CANAL REVETMENT - WALL 6 (MP 16)	158
4356051		SAWGRASS XWAY MAINLINE DMS REPLACEMENT	159
4316781		SE 3 AVENUE	159
2731	2731	SE/SW 6th Street	159
4170315		SFECC CORRIDOR TRANSIT ALT, FROM MIAMI TO POMPANO BEACH	222
4170316		SFECC CORRIDOR TRANSIT ALT, FROM POMPANO BEACH TO WEST PALM BEACH	222
4345431		SFOMA - MAINTENANCE AND DISPATCH	222
4151003		SFRC ENGINEERING CONSULTANT	223
4297151		SFRC MANAGEMENT BOX	223
4069191		SFRC R/R	223
4283442		SFRC TRI-RAIL MAINTENANCE & DISPATCHING OPERATING A	223
4283441		SFRC TRI-RAIL MAINTENANCE & DISPATCHING OPERATING ASSISTANCE	224
4069193		SFRC/R/R BRIDGE MAINTENANCE AGREEMENT FOR OLD BASCULE BRIDGE	159
4302991		SFRTA	205
4179831		SFRTA BLOCK GRANT FOR FEEDER BUS	205
4302981		SFRTA BROWARD COUNTY	206
4296881		SFRTA OPERATING ASSISTANCE	224
4296931		SFRTA OPERATING ASSISTANCE DURING I-95 CONSTRUCTION - FHWA	224
2368542		SFRTA SEC 5307 PREVENTIVE MAINTENANCE EXPENSES	224
4356881		SFRTA SEC 5339 BUS AND BUS FACILITIES	225
4336111		SFRTA SECTION 5337 STATE OF GOOD REPAIR	225
2764		SLIP 1 NEW BULKHEADS AT BERTHS 9 AND 10	235
2459	2459	SOUTH A1A	160
2346372		SOUTH FLORIDA EDUC CENTER TRANS MNGMNT ASSOC COMMUTER TRANSPORTATION	206

Project Index by Name

FM #	TIP #	Project Name	Page
1939	1939	SOUTH POST ROAD	160
2768		SOUTHPORT GANTRY CRANES	235
4305961		SOUTHPORT TURNING NOTCH EXPANSION	236
2267	2267	SR A1A (Westside)	160
4344491		SR A1A SOUTHEAST 17TH STREET AT SOUTHEAST 15TH AVE	160
4306031		SR-25/US-27	161
4287261		SR-5/US-1	161
4295751		SR-5/US-1	161
4338891		SR-5/US-1 BRIDGE #860259 OVER HILLSBORO CANAL	161
2335702		SR-5/US-1 FROM GRIFFIN RD TO N. OF ELLER DR	162
4346951		SR-5/US-1 FROM SR-834/SAMPLE ROAD TO BR/PB COUNTY LINE	162
2277741		SR-7/US-441	162
2277751		SR-7/US-441	163
4279371		SR-7/US-441	163
4297421		SR-7/US-441	163
4295761		SR-7/US-441	164
4350931		SR-7/US-441 AT NW 29TH STREET	164
2277753		SR-7/US-441 FR S OF SR-820/HOLLYWD BL TO S OF SR-848/STIRLNG RD	164
2277743		SR-7/US-441 FROM N OF HALLANDALE BCH TO N. OF FILLMORE STREET	164
4338941		SR-736/DAVIE BLVD BRIDGE #860038 OVER SOUTH FORK OF NEW RIVER	165
4339971		SR-736/DAVIE BLVD FROM SW 17TH AVE TO SW 19TH AVE	165
4305661		SR-810 HILLSBORO BL	165
4353731		SR-810 HILLSBORO BLVD. @ CSX SFRTA CROSSING 628167	165
4306021		SR-810/HILLSBORO BLV	166
4311071		SR-810/HILLSBORO BLV OVER SR-91 TURNPIKE	166
4190593		SR-811/DIXIE HIGHWAY	167
4306061		SR-811/DIXIE HIGHWAY	166

Project Index by Name

FM #	TIP #	Project Name	Page
4316701		SR-811/DIXIE HIGHWAY	166
4270112		SR-811/DIXIE HWY FROM S. OF MCNAB RD TO S OF ATLANTIC BLVD	167
4311481		SR-811/DIXIE HWY NB RTL @ NE 48 STREET	167
4351991		SR-811/DIXIE HWY. FROM SR-842/BROWARD BLVD. TO SR-810/HILLSBORO BLVD.	167
4316571		SR-811/NE 4 AVE	168
4297411		SR-814/ATLANTIC BLVD	168
4353501		SR-814/ATLANTIC BLVD @ SFRC CROSSING 628177-F	168
4287321		SR-816/OAKLAND PARK BLVD	169
4295693		SR-816/OAKLAND PARK BLVD AT SR-817/UNIVERSITY DRIVE	169
4293661		SR-817/UNIVERSITY DR	169
4320663		SR-817/UNIVERSITY DR FR HALLANDALE BCH BLVD TO SR-834/SAMPLE RD. SEC5309	170
4339981		SR-818 GRIFFIN RD FROM 95TH AVE TO 88TH AVE	170
4354271		SR-820/HOLLYWOOD BLV @ SFRC CROSSING 628281-A	170
4317701		SR-820/HOLLYWOOD BLV-PINES BLVD	170
4348291		SR-820/PINES BLVD FR DYKES RD TO FLAMINGO RD	171
4340011		SR-822/SHERIDAN ST PARK AND RIDE LOT RESURFACING/CURB STOPS	171
4270121		SR-823/FLAMINGO RD	171
4311561		SR-823/FLAMINGO ROAD	171
4098221		SR-824/PEMBROKE ROAD	172
4305901		SR-824/PEMBROKE ROAD	172
4354281		SR-824/PEMBROKE ROAD @ SFRC CROSSING 628282-G	172
4350951		SR-824/PEMBROKE ROAD AT OLEANDER DRIVE	172
4315261		SR-834 SAMPLE RD	173
4350911		SR-834/SAMPLE ROAD AT SR-811/DIXIE HIGHWAY	173
4347261		SR-834/SAMPLE ROAD FROM W. OF MILITARY TRAIL TO E. OF MILITARY TRAIL	173
4327861		SR-834/SAMPLE ROAD FROM WEST OF SR-817 TO SR-811/DIXIE HWY	174
4301961		SR-838/SUNRISE BLVD	174

Project Index by Name

FM #	TIP #	Project Name	Page
4327241		SR-838/SUNRISE BLVD FR SR-869/SAWGRASS EXPWY TO SR-A1A	174
4321461		SR-84 BRIDGE #860008 OVER THE SOUTH FORK OF THE NEW RIVER; REHAB	174
4280241		SR-842/BROWARD BLVD	175
4285931		SR-842/BROWARD BLVD	176
4287241		SR-842/BROWARD BLVD	175
4299581		SR-842/BROWARD BLVD	175
4340041		SR-842/BROWARD BLVD. @ NW 9TH AVE INTERSECTION	176
4350891		SR-842/BROWARD BLVD. FROM SW 9TH AVE TO RRX	176
4339721		SR-842/BROWARD BLVD. PARK & RIDE LOT INSTALL NEW CURB STOPS	177
4339771		SR-842/LAS OLAS FROM ISLES OF CAPRI TO W. OF ICWW	177
4287311		SR-845/POWERLINE RD	178
4306041		SR-845/POWERLINE RD	177
4306051		SR-845/POWERLINE RD	177
4353561		SR-845/POWERLINE RD @ SFRC CROSSING 628187-L	178
4287251		SR-848/ STIRLING RD	178
4297401		SR-848/STIRLING RD	179
4354261		SR-848/STIRLING ROAD @ SFRC CROSSING 628274-P	179
4321531		SR-858 FROM MP 5.241 TO MP 5.389	179
4287331		SR-858/HALLANDALE BEACH BLVD	179
4285921		SR-862/I-595 BRIDGE # 860538	180
4311101		SR-862/I-595 FROM EXIT RAMP TO NB SR-9	180
4270042		SR-870/COMMERCIAL BL @ ROCK ISLAND ROAD	180
4353551		SR-870/COMMERCIAL BL @ SFRC CROSSING 628186-E	180
4340051		SR-870/COMMERCIAL BLVD. @ N.E. 15TH AVE	181
4293651		SR-9/I-95	181
4329181		SR-9/I-95 BROWARD COUNTY, ASSET MANAGEMENT CONTRACT	181
4085932		SR-9/I-95 @ SHERIDAN JOINT USE DEVELOPMENT	181

Project Index by Name

FM #	TIP #	Project Name	Page
4322221		SR-9/I-95 @SR-862/I-595 BRIDGE PAINTING BRDG#860541/0542	182
4093543		SR-9/I-95 AND SR-862/I-595 MITIGATION AT POND APPLE VIA PB	182
4331085		SR-9/I-95 FR N.OF SR-870/COMMERCIAL BLVD. TO SR-869/SW 10TH STREET	182
4280092		SR-9/I-95 FROM BROWARD BLVD. TO ATLANTIC BLVD.	183
4259281		SR-9/I-95 FROM MIAMI-DADE/BROWARD TO SR-842/BROWARD BLVD	183
4331083		SR-9/I-95 FROM N. OF STIRLING RD TO BR/PB COUNTY LINE VIA PB	183
4331081		SR-9/I-95 FROM N. OF STIRLING RD TO PALM BEACH CO LINE	184
4331082		SR-9/I-95 FROM N. OF STIRLING RD TO PALM BEACH CO LINE	184
4331084		SR-9/I-95 FROM S. OF BROWARD BLVD. TO N. OF SR-870/COMMERCIAL BLVD.	185
4358081		SR-9/I-95 FROM S. OF SR-870/COMMERCIAL BLVD. TO N. OF CYPRESS CREEK RD	185
4344941		SR-9/I-95 WOODLAWN CEMETERY @ SUNRISE BLVD.INTCHG.	185
4307632		SR-93/I-75	186
4349021		SR-93/I-75 @ GLADES PARKWAY INTERCHANGE	186
4349011		SR-93/I-75 @ INDIAN TRACE INTERCHANGE	186
4344771		SR-93/I-75 FROM DADE/BROW COUNTY LINE TO I-595	186
4307634		SR-93/I-75 FROM MIAMI-DADE/BROWARD CL TO I-595	187
4217073		SR-93/I-75 ML SYSTEM FR MIAMI-DADE/BROWARD CL TO S. OF MIRAMAR PARKWAY	187
4217076		SR-93/I-75 ML SYSTEM FR N OF GRIFFIN ROAD TO I-595	187
4217074		SR-93/I-75 ML SYSTEM FR S OF MIRAMAR PKWY INTG TO S OF SHERIDAN ST	187
4217075		SR-93/I-75 ML SYSTEM FR S OF SHERIDAN ST INTRG TO N OF GRIFFIN ROAD	187
4217077		SR-93/I-75 ML SYSTEM FROM MD/BROW COUNTYLINE TO I-595	188
4312041		SR-A1A	188
4306011		SR-A1A	188
4259351		SR-A1A BRDG #860011 OVER HILLSBORO INLET - REPAIR/REHABILITATION	188
4312042		SR-A1A FR. SR-816/OAKLAND PARK BLVD. TO FLAMINGO AVE.	189
4299051		SR-A1A FROM DANIA BCH BLVD OVER ICWW BRIDGE - REPAIR/REHABILITATION	189
4336886		SR-A1A FROM SUNRISE BLVD. TO NE 18 STREET	189

Project Index by Name

FM #	TIP #	Project Name	Page
4305951		SR-A1A/OCEAN DRIVE	190
4323231		SR-A1A/S OCEAN DR FROM MONROE STREET TO SHERIDAN STREET	190
4353741		SR834 / SAMPLE ROAD @ SFRC CROSSING 628168-G	190
4353721		SR842/ BROWARD BLVD. @ FEC CROSSING 272556-S	190
2367593		SRFC FOR REVENUES	225
2782		SUNBLEST SOUND WALL N. PINE ISLAND ROAD	191
4061031		SUNRISE BLVD / TPK INTERCHANGE MODIFICATION	191
2780		SUNRISE BLVD LANDSCAPE IMPROVEMENTS	191
2204	2204	SUNRISE BLVD/NW 136 AVE INTERSECTION	191
2781		SUNRISE BLVD/NW 136 AVE MEDIAN IMPROVEMENTS	192
4234691		SUNRISE KEY BLVD	192
4316661		SUNSET STRIP	192
2611		SW 127 AVE	192
4331821		SW 145TH AVE @ PINES BLVD. INTERSECTION IMPROVEMENT	193
2605		SW 196 Avenue Roadway Extension	193
4317571		SW 30TH AVE	193
4317151		SW 36 AVENUE	193
4317161		SW/NW 8 AVE	194
4213905		SYSTEMWIDE CAPITAL IMPROVEMENTS	194
4357631		Sawgrass Expressway PD&E	194
2739	2739	Sistrunk Blvd Enhancement Phase II	194
1777	1777	TAMARAC, CITY OF	195
1778	1778	TAMARAC, CITY OF	195
1779	1779	TAMARAC, CITY OF	195
1910	1910	TAMARAC, CITY OF	195
2769		TERMINAL 18 & 21	236
4154627		THERMOPLASTIC FOR AET PHASE 4B MP 49 - 54	196

Project Index by Name

FM #	TIP #	Project Name	Page
4312812		THERMOPLASTIC FOR AET PHASE 5B SAWGRASS EXPWY	196
4233713		THERMOPLASTIC FOR HEFT/NW 57TH AVE INTERCHANGE IMPROVEMENT	196
4310892		THERMOPLASTIC FOR SAWGRASS RESURFACING MP0.00 - MP	196
4061032		THERMOPLASTIC FOR SUNRISE BLVD INTERCHANGE	196
4193382		THERMOPLASTIC FOR TPK AUX LANES NB, FROM I-595 TO S OF PETERS RD	197
0001621		TOLL OPERATIONS	197
2041	2041	TOWNWIDE DRAINAGE	197
4193361		TPK RAMPS FROM I-595 TO GRIFFIN ROAD SB WORK	197
2205	2205	TRAFFIC CALMING	198
2300271		TRAFFIC OP-DIRECT OTHER ACTIVITIES & PROGRAMS	198
565	565	TRANSPORTATION FOR THE DISADVANTAGED	238
4317561		UNIVERSITY DRIVE	198
4060951		WIDEN TPK(SR91) FROM H.E.F.T. (SR821) TO N OF JOHNSON ST (6TO8 LANES)	198
4330621		WILES ROAD FROM RIVERSIDE DRIVE TO ROCK ISLAND ROAD	199

APPENDIX A - ADDITIONAL PROJECT INFORMATION

Effective Date: 04/07/2014

Florida Department of Transportation

Run: 04/09/2014 08.58.16

5 Year TIP

[View 5 Year TIP Phase Grouping Crosswalk](#)

BROWARD MPO

Fund	<2015	2015	2016	2017	2018	2019	>2019	All Years
HIGHWAYS								
Item Number: 000162 1 District: 04	Project Description: TOLL OPERATIONS County: BROWARD					*SIS* Type of Work: TOLL COLLECTION		
OPERATIONS / MANAGED BY FDOT								
PKYO -TURNPIKE TOLL COLLECTION/OPER.	74,331,843	4,679,685	4,739,685	4,769,685	4,784,685	4,884,685	24,425,000	122,615,268
TO10 -SAWGRASS EXPRESSWAY	18,793,294	0	0	0	0	0	0	18,793,294
Item 000162 1 Totals:	93,125,137	4,679,685	4,739,685	4,769,685	4,784,685	4,884,685	24,425,000	141,408,562
Project Total:	93,125,137	4,679,685	4,739,685	4,769,685	4,784,685	4,884,685	24,425,000	141,408,562

Fund	<2015	2015	2016	2017	2018	2019	>2019	All Years
Item Number: 227774 1 District: 04	Project Description: SR-7/US-441 FROM N OF HALLANDALE BCH TO N. OF FILLMORE County: BROWARD					*NON-SIS* Type of Work: ADD LANES & RECONSTRUCT		
Extra Description: PD&E UNDER 4110718/ R/W FULLY FUNDED 60 DAY AD 07 MPO PRIORITY #5								
Roadway ID: 86100000	Beginning Section: 1.048			Ending Section: 2.834		Project Length: 1.786 Lanes Existing/Improved/Added: 2/ 2/ 0		
PRELIMINARY ENGINEERING / MANAGED BY FDOT								
DDR -DISTRICT DEDICATED REVENUE	1,345,596	0	0	0	0	0	0	1,345,596
DIH -STATE IN- HOUSE PRODUCT SUPPORT	1,932,277	0	0	0	0	0	0	1,932,277
DS -STATE PRIMARY HIGHWAYS & PTO	209,992	0	0	0	0	0	0	209,992
RIGHT OF WAY / MANAGED BY FDOT								
ACSA -ADVANCE CONSTRUCTION (SA)	2,848,571	0	0	0	0	0	0	2,848,571
BNDS -BOND - STATE	7,790,960	0	0	0	0	0	0	7,790,960
CM -CONGESTION MITIGATION - AQ	425,576	0	0	0	0	0	0	425,576
DDR -DISTRICT DEDICATED REVENUE	13,874,100	5,066	0	0	0	0	0	13,879,166
DIH -STATE IN- HOUSE PRODUCT SUPPORT	2,249,683	0	0	0	0	0	0	2,249,683
DS -STATE PRIMARY HIGHWAYS & PTO	1,585,298	264,563	0	0	0	0	0	1,849,861
EB -EQUITY BONUS	8,382,564	0	0	0	0	0	0	8,382,564
SA -STP, ANY AREA	400,000	0	0	0	0	0	0	400,000
SU -STP, URBAN AREAS > 200K	35,028,425	180,951	0	0	0	0	0	35,209,376
TRIP -TRANS	4,996,555	0	0	0	0	0	0	4,996,555

REGIONAL INCENTIVE PROGM									
RAILROAD & UTILITES / MANAGED BY FDOT									
DDR -DISTRICT DEDICATED REVENUE	5,475,391	0	0	0	0	0	0	0	5,475,391
LF -LOCAL FUNDS	5,911,725	0	0	0	0	0	0	0	5,911,725
CONSTRUCTION / MANAGED BY FDOT									
DDR -DISTRICT DEDICATED REVENUE	49,164	0	0	0	0	0	0	0	49,164
DIH -STATE IN-HOUSE PRODUCT SUPPORT	324,695	0	0	0	0	0	0	0	324,695
LF -LOCAL FUNDS	85,052	0	0	0	0	0	0	0	85,052
SU -STP, URBAN AREAS > 200K	6,040,421	0	0	0	0	0	0	0	6,040,421
TRIP -TRANS REGIONAL INCENTIVE PROGM	25,897,973	0	0	0	0	0	0	0	25,897,973
CONTRACT INCENTIVES / MANAGED BY FDOT									
DS -STATE PRIMARY HIGHWAYS & PTO	0	0	0	1,000,000	0	0	0	0	1,000,000
SU -STP, URBAN AREAS > 200K	0	205,000	0	0	0	0	0	0	205,000
ENVIRONMENTAL / MANAGED BY FDOT									
DDR -DISTRICT DEDICATED REVENUE	193,464	0	0	0	0	0	0	0	193,464
DS -STATE PRIMARY HIGHWAYS & PTO	1,735,491	0	0	0	0	0	0	0	1,735,491
Item 227774 1	126,782,973	655,580	0	1,000,000	0	0	0	0	128,438,553
Totals:									
Item Number: 227774 2	Project Description: SR-7/US-441 FROM FUNSTON STREET TO N. OF FILLMORE ST	*NON-SIS*							
District: 04	County: BROWARD	Type of Work: ADD LANES & RECONSTRUCT							
Roadway ID: 86100000	Beginning Section: 1.916	Ending Section: 2.833		Project Length: .917		Lanes Existing/Improved/Added: 4/ 4/ 2			
PRELIMINARY ENGINEERING / MANAGED BY FDOT									
-TOTAL OUTSIDE YEARS	10,175	0	0	0	0	0	0	0	10,175
Item 227774 2	10,175	0	0	0	0	0	0	0	10,175
Totals:									
Item Number: 227774 3	Project Description: SR-7/US-441 FROM N OF HALLANDALE BCH TO N. OF FILLMORE STREET	*NON-SIS*							
District: 04	County: BROWARD	Type of Work: LANDSCAPING							
Roadway ID: 86100000	Beginning Section: 1.048	Ending Section: 2.834		Project Length: 1.786		Lanes Existing/Improved/Added: 4/ 0/ 0			
PRELIMINARY ENGINEERING / MANAGED BY FDOT									
DDR -DISTRICT DEDICATED REVENUE	110,128	0	0	0	0	0	0	0	110,128
DIH -STATE IN-HOUSE PRODUCT SUPPORT	20,000	0	0	0	0	0	0	0	20,000
CONSTRUCTION / MANAGED BY FDOT									
DDR -DISTRICT DEDICATED REVENUE	0	0	0	110,910	0	0	0	0	110,910
DIH -STATE IN-HOUSE PRODUCT SUPPORT	0	0	0	21,820	0	0	0	0	21,820
DS -STATE PRIMARY HIGHWAYS & PTO	0	0	0	1,184,458	0	0	0	0	1,184,458

Item 227774 3	130,128	0	0	1,317,188	0	0	0	1,447,316
Totals:								
Project Total:	126,923,276	655,580	0	2,317,188	0	0	0	129,896,044

Fund	<2015	2015	2016	2017	2018	2019	>2019	All Years
Item Number: 227775 1 Project Description: SR-7/US-441 FROM N. OF FILLMORE TO S OF STIRLING RD *NON-SIS* District: 04 County: BROWARD Type of Work: ADD LANES & RECONSTRUCT Extra Description: PD&E UNDER 4110718 UTILITY INFO.....SEE SC WP45 10 MPO PRIORITY #9 BUS BAYS/SIDEWALK/DRAINAGE/LIGHTING/RAMPS PARCEL#101 Description: ADVANCE ACQUISITION IN 2006; 4B02=ASBESTOS CONSULTANT; 4B03= ASBESTOS ABATEMENT; 4B04=DEMOLITION;3201=SURVEY; 3202=UTILITY; 3204=ATMS Roadway ID: 86100000 Beginning Section: 2.843 Project Length: 2.083 Ending Section: 4.926 Lanes Existing/Improved/Added: 3/ 0/ 3								
PRELIMINARY ENGINEERING / MANAGED BY FDOT								
DDR -DISTRICT DEDICATED REVENUE	272,982	0	0	0	0	0	0	272,982
DIH -STATE IN-HOUSE PRODUCT SUPPORT	918,461	0	0	0	0	0	0	918,461
DS -STATE PRIMARY HIGHWAYS & PTO	714,575	0	0	0	0	0	0	714,575
RIGHT OF WAY / MANAGED BY FDOT								
BNDS -BOND - STATE	2,866,741	3,987,509	0	0	0	0	0	6,854,250
DDR -DISTRICT DEDICATED REVENUE	3,559,466	1,703,000	10,289,553	200,000	0	0	0	15,752,019
DIH -STATE IN-HOUSE PRODUCT SUPPORT	577,742	195,181	0	0	0	0	0	772,923
DS -STATE PRIMARY HIGHWAYS & PTO	0	378,794	14,835,263	1,969,568	113,626	0	0	17,297,251
SU -STP, URBAN AREAS > 200K	24,761,337	12,024,126	1,276,987	885,565	0	0	0	38,948,015
TRIP -TRANS REGIONAL INCENTIVE PROGM	3,391,727	0	0	0	0	0	0	3,391,727
RAILROAD & UTILITES / MANAGED BY FDOT								
DDR -DISTRICT DEDICATED REVENUE	2,727,214	0	0	0	0	0	0	2,727,214
DS -STATE PRIMARY HIGHWAYS & PTO	5,577,092	0	0	0	0	0	0	5,577,092
LF -LOCAL FUNDS	5,430,000	0	0	0	0	0	0	5,430,000
ENVIRONMENTAL / MANAGED BY FDOT								
DDR -DISTRICT DEDICATED REVENUE	158,857	0	0	0	0	0	0	158,857
DS -STATE PRIMARY HIGHWAYS & PTO	12,420	0	0	0	0	0	0	12,420
DESIGN BUILD / MANAGED BY FDOT								
ACSA -ADVANCE CONSTRUCTION (SA)	689,263	0	0	0	0	0	0	689,263
SA -STP, ANY AREA	404,210	0	0	0	0	0	0	404,210
SU -STP, URBAN AREAS > 200K	3,875,508	0	0	0	0	0	0	3,875,508
TRIP -TRANS REGIONAL INCENTIVE PROGM	26,277,560	0	0	0	0	0	0	26,277,560

Item 227775 1	82,215,155	18,288,610	26,401,803	3,055,133	113,626	0	0	130,074,327
Totals:								
Item Number: 227775 3	Project Description: SR-7/US-441 FR S OF SR-820/HOLLYWD BL TO S OF SR-848/STIRLNG RD					*NON-SIS*		
District: 04	County: BROWARD					Type of Work: LANDSCAPING		
Roadway ID: 86100000	Beginning Section: 2.839		Project Length: 2.251					
		Ending Section: 5.090		Lanes Existing/Improved/Added: 6/ 0/ 0				
PRELIMINARY ENGINEERING / MANAGED BY FDOT								
DDR -DISTRICT DEDICATED REVENUE	130,317	0	0	0	0	0	0	130,317
DIH -STATE IN-HOUSE PRODUCT SUPPORT	5,000	0	0	0	0	0	0	5,000
CONSTRUCTION / MANAGED BY FDOT								
DDR -DISTRICT DEDICATED REVENUE	0	0	0	0	1,814,898	0	0	1,814,898
DIH -STATE IN-HOUSE PRODUCT SUPPORT	0	0	0	0	11,220	0	0	11,220
DS -STATE PRIMARY HIGHWAYS & PTO	0	0	0	0	11,220	0	0	11,220
Item 227775 3	135,317	0	0	0	1,837,338	0	0	1,972,655
Totals:								
Project Total:	82,350,472	18,288,610	26,401,803	3,055,133	1,950,964	0	0	132,046,982

Fund	<2015	2015	2016	2017	2018	2019	>2019	All Years
Item Number: 227932 1	Project Description: BROWARD CO BOX ESTIMATE/CONTINGENCY PROG#07 T/OPS					*NON-SIS*		
District: 04	County: BROWARD					Type of Work: FUNDING ACTION		
Extra Description: BOX FOR STATE & FEDERAL TRAFFIC OPS UNDER PROG#07								
CONSTRUCTION / MANAGED BY FDOT								
DDR -DISTRICT DEDICATED REVENUE	0	415,000	0	0	0	0	0	415,000
Item 227932 1	0	415,000	0	0	0	0	0	415,000
Totals:								
Project Total:	0	415,000	0	0	0	0	0	415,000

Fund	<2015	2015	2016	2017	2018	2019	>2019	All Years
Item Number: 228027 2	Project Description: BROWARD CO /CEI GENERAL CEI CONSULTANT CONSTRUCTION					*NON-SIS*		
District: 04	County: BROWARD					Type of Work: MISCELLANEOUS CONSTRUCTION		
CONSTRUCTION / MANAGED BY FDOT								
-TOTAL OUTSIDE YEARS	1,063,423	0	0	0	0	0	0	1,063,423
Item 228027 2	1,063,423	0	0	0	0	0	0	1,063,423
Totals:								
Project Total:	1,063,423	0	0	0	0	0	0	1,063,423

Fund	<2015	2015	2016	2017	2018	2019	>2019	All Years
Item Number: 228047 1	Project Description: BROWARD CO/JPA INSTALL TRAFFIC DEVICES					*NON-SIS*		
District: 04	County: BROWARD					Type of Work: TRAFFIC CONTROL DEVICES/SYSTEM		
CONSTRUCTION / RESPONSIBLE AGENCY NOT AVAILABLE								
-TOTAL OUTSIDE YEARS	895,401	0	0	0	0	0	0	895,401

Item 228047 1	895,401	0	0	0	0	0	0	895,401
Totals:								
Item Number: 228047 2	Project Description: BROWARD COUNTY SCHOOL ZONE FLASHER MAINTENANCE JPA	*NON-SIS*						
District: 04	County: BROWARD	Type of Work: TRAFFIC CONTROL DEVICES/SYSTEM						
CONSTRUCTION / MANAGED BY BROWARD COUNTY BOCC								
DDR -DISTRICT DEDICATED REVENUE	75,000	25,000	25,000	0	0	0	0	125,000
DIH -STATE IN-HOUSE PRODUCT SUPPORT	155	0	0	0	0	0	0	155
Item 228047 2	75,155	25,000	25,000	0	0	0	0	125,155
Totals:								
Item Number: 228047 3	Project Description: BROWARD COUNTY SCHOOL ZONE FLASHER MAINTENANCE JPA	*NON-SIS*						
District: 04	County: BROWARD	Type of Work: TRAFFIC CONTROL DEVICES/SYSTEM						
CONSTRUCTION / MANAGED BY BROWARD COUNTY BOCC								
DDR -DISTRICT DEDICATED REVENUE	0	0	0	25,000	25,000	25,000	0	75,000
Item 228047 3	0	0	0	25,000	25,000	25,000	0	75,000
Totals:								
Project Total:	970,556	25,000	25,000	25,000	25,000	25,000	0	1,095,556

Fund	<2015	2015	2016	2017	2018	2019	>2019	All Years
Item Number: 228056 1	Project Description: BROWARD CO/ COMPUTER SIGNAL OPERATIONS W/STP	*NON-SIS*						
District: 04	County: BROWARD	Type of Work: TRAFFIC CONTROL DEVICES/SYSTEM						
CONSTRUCTION / RESPONSIBLE AGENCY NOT AVAILABLE								
-TOTAL OUTSIDE YEARS	2,842,211	0	0	0	0	0	0	2,842,211
Item 228056 1	2,842,211	0	0	0	0	0	0	2,842,211
Totals:								
Item Number: 228056 2	Project Description: BROWARD COUNTY COMPUTER SIGNAL OPERATIONS	*NON-SIS*						
District: 04	County: BROWARD	Type of Work: TRAFFIC CONTROL DEVICES/SYSTEM						
CONSTRUCTION / RESPONSIBLE AGENCY NOT AVAILABLE								
-TOTAL OUTSIDE YEARS	2,630,003	0	0	0	0	0	0	2,630,003
Item 228056 2	2,630,003	0	0	0	0	0	0	2,630,003
Totals:								
Item Number: 228056 3	Project Description: BROWARD COUNTY COMPUTER SIGNALS OPERATIONS	*NON-SIS*						
District: 04	County: BROWARD	Type of Work: TRAFFIC CONTROL DEVICES/SYSTEM						
Extra Description: JPA W/BROWARD COUNTY, FOR OPERATING COST OF SIGNAL SYSTEM								
CONSTRUCTION / MANAGED BY BROWARD COUNTY BOCC								
DDR -DISTRICT DEDICATED REVENUE	541,000	0	0	0	0	0	0	541,000
SU -STP, URBAN AREAS > 200K	2,653,000	901,000	0	0	0	0	0	3,554,000
Item 228056 3	3,194,000	901,000	0	0	0	0	0	4,095,000
Totals:								
Project Total:	8,666,214	901,000	0	0	0	0	0	9,567,214

Fund	<2015	2015	2016	2017	2018	2019	>2019	All Years
Item Number: 228247 1 Project Description: BROWARD COUNTY PAVEMENT MARK.& SIGNING *NON-SIS* District: 04 County: BROWARD Type of Work: SIGNING/PAVEMENT MARKINGS								
PRELIMINARY ENGINEERING / MANAGED BY FDOT								
-TOTAL OUTSIDE YEARS	1,452	0	0	0	0	0	0	1,452
CONSTRUCTION / MANAGED BY FDOT								
-TOTAL OUTSIDE YEARS	370,210	0	0	0	0	0	0	370,210
Item 228247 1 Totals:	371,662	0	0	0	0	0	0	371,662
Item Number: 228247 2 Project Description: BROWARD COUNTY PAVEMENT MARKING AND SIGNING *NON-SIS* District: 04 County: BROWARD Type of Work: SIGNING/PAVEMENT MARKINGS								
CONSTRUCTION / MANAGED BY FDOT								
-TOTAL OUTSIDE YEARS	234,587	0	0	0	0	0	0	234,587
Item 228247 2 Totals:	234,587	0	0	0	0	0	0	234,587
Item Number: 228247 3 Project Description: BROWARD COUNTY RENEWABLE CONTRACT PAVEMENT MARKING & SIGNING *NON-SIS* District: 04 County: BROWARD Type of Work: SIGNING/PAVEMENT MARKINGS								
CONSTRUCTION / MANAGED BY FDOT								
-TOTAL OUTSIDE YEARS	232,159	0	0	0	0	0	0	232,159
Item 228247 3 Totals:	232,159	0	0	0	0	0	0	232,159
Item Number: 228247 5 Project Description: BROWARD COUNTY CONTRACT PAVEMENT MARKING & SIGNING *NON-SIS* District: 04 County: BROWARD Type of Work: SIGNING/PAVEMENT MARKINGS								
CONSTRUCTION / MANAGED BY FDOT								
-TOTAL OUTSIDE YEARS	397,722	0	0	0	0	0	0	397,722
Item 228247 5 Totals:	397,722	0	0	0	0	0	0	397,722
Item Number: 228247 6 Project Description: BROWARD COUNTY CONTRACT PAVEMENT MARKING & SIGNING *NON-SIS* District: 04 County: BROWARD Type of Work: SIGNING/PAVEMENT MARKINGS								
CONSTRUCTION / MANAGED BY FDOT								
-TOTAL OUTSIDE YEARS	347,360	0	0	0	0	0	0	347,360
Item 228247 6 Totals:	347,360	0	0	0	0	0	0	347,360
Item Number: 228247 7 Project Description: BROWARD COUNTY CONTRACT PAVEMENT MARKING & SIGNING *NON-SIS* District: 04 County: BROWARD Type of Work: SIGNING/PAVEMENT MARKINGS								
CONSTRUCTION / MANAGED BY FDOT								
-TOTAL OUTSIDE YEARS	445,199	0	0	0	0	0	0	445,199
Item 228247 7 Totals:	445,199	0	0	0	0	0	0	445,199
Item Number: 228247 8 Project Description: BROWARD COUNTY PAVEMENT MARKINGS & SIGNING *NON-SIS* District: 04 County: BROWARD Type of Work: SIGNING/PAVEMENT MARKINGS								
PRELIMINARY ENGINEERING / MANAGED BY FDOT								
-TOTAL OUTSIDE YEARS	89	0	0	0	0	0	0	89

CONSTRUCTION / MANAGED BY FDOT								
-TOTAL OUTSIDE YEARS	457,423	0	0	0	0	0	0	457,423
Item 228247 8 Totals:	457,512	0	0	0	0	0	0	457,512
Item Number: 228247 9 Project Description: BROWARD COUNTY PAVEMENT MARKINGS & SIGNING *NON-SIS* District: 04 County: BROWARD Type of Work: SIGNING/PAVEMENT MARKINGS								
Extra Description: PAVEMENT MARKING & SIGNING CONTRACT, FY2016								
CONSTRUCTION / MANAGED BY FDOT								
DDR -DISTRICT DEDICATED REVENUE	0	0	407,692	0	0	0	0	407,692
DIH -STATE IN-HOUSE PRODUCT SUPPORT	0	0	36,055	0	0	0	0	36,055
Item 228247 9 Totals:	0	0	443,747	0	0	0	0	443,747
Project Total:	2,486,201	0	443,747	0	0	0	0	2,929,948

Fund	<2015	2015	2016	2017	2018	2019	>2019	All Years
Item 228259 1 Project Description: BROWARD COUNTY PUSH BUTTON RENEWABLE TRAFFIC *NON-SIS* Number: Description: SIGNAL CONST District: 04 County: BROWARD Type of Work: MISCELLANEOUS CONSTRUCTION								

CONSTRUCTION / MANAGED BY FDOT								
-TOTAL OUTSIDE YEARS	162,748	0	0	0	0	0	0	162,748
Item 228259 1 Totals:	162,748	0	0	0	0	0	0	162,748
Item 228259 2 Project Description: BROWARD COUNTY PUSH BUTTON RENEWABLE TRAFFIC *NON-SIS* Number: Description: SIGNAL CONST District: 04 County: BROWARD Type of Work: TRAFFIC CONTROL DEVICES/SYSTEM								

RAILROAD & UTILITES / MANAGED BY FDOT								
-TOTAL OUTSIDE YEARS	22,025	0	0	0	0	0	0	22,025

CONSTRUCTION / MANAGED BY FDOT								
-TOTAL OUTSIDE YEARS	919,405	0	0	0	0	0	0	919,405
Item 228259 2 Totals:	941,430	0	0	0	0	0	0	941,430
Item 228259 3 Project Description: BROWARD COUNTY PUSH BUTTON RENEWABLE TRAFFIC *NON-SIS* Number: Description: SIGNAL CONST District: 04 County: BROWARD Type of Work: TRAFFIC CONTROL DEVICES/SYSTEM								

CONSTRUCTION / MANAGED BY FDOT								
-TOTAL OUTSIDE YEARS	531,887	0	0	0	0	0	0	531,887
Item 228259 3 Totals:	531,887	0	0	0	0	0	0	531,887
Item 228259 4 Project Description: BROWARD COUNTY PUSH BUTTON CONTRACT TRAFFIC *NON-SIS* Number: Description: SIGNAL CONST District: 04 County: BROWARD Type of Work: TRAFFIC CONTROL DEVICES/SYSTEM								

PRELIMINARY ENGINEERING / MANAGED BY FDOT								
-TOTAL OUTSIDE YEARS	300	0	0	0	0	0	0	300

RAILROAD & UTILITES / MANAGED BY FDOT								
-TOTAL OUTSIDE YEARS	41,150	0	0	0	0	0	0	41,150

CONSTRUCTION / MANAGED BY FDOT								

-TOTAL OUTSIDE YEARS	926,276	0	0	0	0	0	0	926,276
Item 228259 4 Totals:	967,726	0	0	0	0	0	0	967,726
Item Number: 228259 5 District: 04	Project Description: BROWARD COUNTY PUSH BUTTON CONTRACT TRAFFIC SIGNAL CONST County: BROWARD	*NON-SIS*						Type of Work: TRAFFIC CONTROL DEVICES/SYSTEM
PRELIMINARY ENGINEERING / MANAGED BY FDOT								
-TOTAL OUTSIDE YEARS	43,928	0	0	0	0	0	0	43,928
CONSTRUCTION / MANAGED BY FDOT								
-TOTAL OUTSIDE YEARS	729,554	0	0	0	0	0	0	729,554
Item 228259 5 Totals:	773,482	0	0	0	0	0	0	773,482
Item Number: 228259 6 District: 04	Project Description: BROWARD COUNTY PUSH BUTTON CONTRACT TRAFFIC SIGNAL CONST County: BROWARD	*NON-SIS*						Type of Work: TRAFFIC CONTROL DEVICES/SYSTEM
PRELIMINARY ENGINEERING / MANAGED BY FDOT								
-TOTAL OUTSIDE YEARS	77,133	0	0	0	0	0	0	77,133
RIGHT OF WAY / MANAGED BY FDOT								
-TOTAL OUTSIDE YEARS	43,712	0	0	0	0	0	0	43,712
RAILROAD & UTILITES / MANAGED BY FDOT								
-TOTAL OUTSIDE YEARS	31,163	0	0	0	0	0	0	31,163
CONSTRUCTION / MANAGED BY FDOT								
-TOTAL OUTSIDE YEARS	921,506	0	0	0	0	0	0	921,506
Item 228259 6 Totals:	1,073,514	0	0	0	0	0	0	1,073,514
Item Number: 228259 7 District: 04	Project Description: BROWARD COUNTY PUSH BUTTON CONTRACT TRAFFIC SIGNAL CONST County: BROWARD	*NON-SIS*						Type of Work: TRAFFIC CONTROL DEVICES/SYSTEM
PRELIMINARY ENGINEERING / MANAGED BY FDOT								
-TOTAL OUTSIDE YEARS	87,547	0	0	0	0	0	0	87,547
CONSTRUCTION / MANAGED BY FDOT								
-TOTAL OUTSIDE YEARS	854,423	0	0	0	0	0	0	854,423
Item 228259 7 Totals:	941,970	0	0	0	0	0	0	941,970
Item Number: 228259 8 District: 04	Project Description: BROWARD COUNTY PUSH BUTTON CONTRACT TRAFFIC SIGNAL CONST County: BROWARD	*NON-SIS*						Type of Work: TRAFFIC CONTROL DEVICES/SYSTEM
Extra Description: PUSH BUTTON CONTRACT FOR TRAFFIC SIGNAL CONST.								
CONSTRUCTION / MANAGED BY FDOT								
DDR -DISTRICT DEDICATED REVENUE	0	0	1,000,000	0	0	0	0	1,000,000
DIH -STATE IN-HOUSE PRODUCT SUPPORT	0	0	36,055	0	0	0	0	36,055
Item 228259 8 Totals:	0	0	1,036,055	0	0	0	0	1,036,055
Item Number: 228259 9 District: 04	Project Description: BROWARD COUNTY PUSH BUTTON CONTRACT TRAFFIC SIGNAL CONST County: BROWARD	*NON-SIS*						Type of Work: TRAFFIC CONTROL

Extra Description: PUSH BUTTON CONTRACT FOR TRAFFIC SIGNAL CONSTRUCTION

CONSTRUCTION / MANAGED BY FDOT

DDR -DISTRICT DEDICATED REVENUE	0	0	0	0	1,000,000	0	0	1,000,000
DIH -STATE IN-HOUSE PRODUCT SUPPORT	0	0	0	0	89,474	0	0	89,474
Item 228259 9 Totals:	0	0	0	0	1,089,474	0	0	1,089,474
Project Total:	5,392,757	0	1,036,055	0	1,089,474	0	0	7,518,286

Fund	<2015	2015	2016	2017	2018	2019	>2019	All Years
------	-------	------	------	------	------	------	-------	-----------

Item Number: 229988 4 Project Description: DAVIE ROAD UPGRADE EARMARK *NON-SIS*
 District: 04 County: BROWARD Type of Work: FUNDING ACTION

CONSTRUCTION / MANAGED BY FDOT

ST10 -STP EARMARKS - 2010	0	0	499,915	0	0	0	0	499,915
Item 229988 4 Totals:	0	0	499,915	0	0	0	0	499,915

Item Number: 229988 5 Project Description: RESERVE BOX FOR PINE ISLAND ROAD @ NW 57TH STREET *NON-SIS*
 District: 04 County: BROWARD Type of Work: FUNDING ACTION

Extra Description: FUNDS FROM 425417-1

CONSTRUCTION / MANAGED BY FDOT

HPP -HIGH PRIORITY PROJECTS	0	0	552,318	0	0	0	0	552,318
Item 229988 5 Totals:	0	0	552,318	0	0	0	0	552,318
Project Total:	0	0	1,052,233	0	0	0	0	1,052,233

Fund	<2015	2015	2016	2017	2018	2019	>2019	All Years
------	-------	------	------	------	------	------	-------	-----------

Item Number: 230724 1 Project Description: ANDREWS AVE EXT FROM POMPANO PARK PLACE TO S. OF ATLANTIC BLVD *NON-SIS*
 District: 04 County: BROWARD Type of Work: ADD LANES & RECONSTRUCT

Extra Description: PD &E UNDER 4120298 DEFER PROJECT TO FUND NORTH SECTION OF ANDREWS AVE. REQUESTED BY MPO/10MPO PRIORITY#11-2 NEW CST PROJECT/BIKE LANES/CURB & GUTTER/SIDEWALK/LIGHTING/

Roadway ID: 86033504 Beginning Section: 1.134 Project Length: .360
 Ending Section: 1.494 Lanes Existing/Improved/Added: 2/ 0/ 2

PRELIMINARY ENGINEERING / MANAGED BY FDOT

ACSA -ADVANCE CONSTRUCTION (SA)	2,350	0	0	0	0	0	0	2,350
ACSU -ADVANCE CONSTRUCTION (SU)	20,000	0	0	0	0	0	0	20,000
DDRF -DIST DEDICAT REV MATCHING FNDS	79,150	0	0	0	0	0	0	79,150
EB -EQUITY BONUS	12,783	0	0	0	0	0	0	12,783
LFF -LOCAL FUND - FOR MATCHING F/A	79,150	0	0	0	0	0	0	79,150
SA -STP, ANY AREA	15,000	0	0	0	0	0	0	15,000
SU -STP, URBAN AREAS > 200K	935,101	0	0	0	0	0	0	935,101

RIGHT OF WAY / MANAGED BY FDOT

ACSA -ADVANCE CONSTRUCTION (SA)	319,612	0	0	0	0	0	0	319,612
CM -CONGESTION MITIGATION - AQ	0	0	176,580	0	0	0	0	176,580
EB -EQUITY BONUS	1,894,558	0	0	0	0	0	0	1,894,558
SA -STP, ANY AREA	1,809,581	3,323,015	275,563	0	0	0	0	5,408,159
SU -STP, URBAN AREAS > 200K	13,724,061	151,221	588,834	0	0	0	0	14,464,116
RAILROAD & UTILITES / MANAGED BY FDOT								
ACSA -ADVANCE CONSTRUCTION (SA)	8,792	0	0	0	0	0	0	8,792
EB -EQUITY BONUS	20,317	0	0	0	0	0	0	20,317
SU -STP, URBAN AREAS > 200K	31,938	0	0	0	0	0	0	31,938
CONSTRUCTION / MANAGED BY FDOT								
DDR -DISTRICT DEDICATED REVENUE	57,245	0	0	0	0	0	0	57,245
SU -STP, URBAN AREAS > 200K	4,318,163	0	0	0	0	0	0	4,318,163
ENVIRONMENTAL / MANAGED BY FDOT								
EB -EQUITY BONUS	25,281	0	0	0	0	0	0	25,281
SA -STP, ANY AREA	5,310	0	0	0	0	0	0	5,310
Item 230724 1 Totals:	23,358,392	3,474,236	1,040,977	0	0	0	0	27,873,605
Project Total:	23,358,392	3,474,236	1,040,977	0	0	0	0	27,873,605

Fund	<2015	2015	2016	2017	2018	2019	>2019	All Years
Item Number: 230730 1 Project Description: ANDREWS AVE EXT FROM NW 18TH STREET TO COPANS RD *NON-SIS* District: 04 County: BROWARD Type of Work: ADD LANES & RECONSTRUCT Extra Description: 4L RECONSTRUCTION/10MPO PRIORITY#11-1 30 DAY AD PD& E UNDER 4120298; LFA BROWARD CO PH52 \$10,175 FY2012 3202=RAIL DESIGN Description: REVIEW (SEE ITEM COMM) BIKE LANES/CURB & GUTTER/SIDEWALK/LANDSCAPING/IRRIGATION/ Roadway ID: 86033505 Beginning Section: 1.558 Project Length: .501 Ending Section: 2.059 Lanes Existing/Improved/Added: 2/ 0/ 2								
PRELIMINARY ENGINEERING / MANAGED BY FDOT								
ACSA -ADVANCE CONSTRUCTION (SA)	26,510	0	0	0	0	0	0	26,510
DDRF -DIST DEDICAT REV MATCHING FNDS	5,418	0	0	0	0	0	0	5,418
EB -EQUITY BONUS	197,980	0	0	0	0	0	0	197,980
LFF -LOCAL FUND - FOR MATCHING F/A	5,418	0	0	0	0	0	0	5,418
SA -STP, ANY AREA	34,549	0	0	0	0	0	0	34,549
SU -STP, URBAN AREAS > 200K	1,152,332	0	0	0	0	0	0	1,152,332
RIGHT OF WAY / MANAGED BY FDOT								
ACSA -ADVANCE CONSTRUCTION (SA)	1,693,388	0	0	0	0	0	0	1,693,388
DDRF -DIST DEDICAT REV MATCHING FNDS	308,416	0	0	0	0	0	0	308,416
DS -STATE	89,426	0	0	0	0	0	0	89,426

PRIMARY HIGHWAYS & PTO									
EB -EQUITY BONUS	50,994	0	0	0	0	0	0	0	50,994
LFF -LOCAL FUND - FOR MATCHING F/A	308,417	0	0	0	0	0	0	0	308,417
SA -STP, ANY AREA	128,170	0	1,476,097	0	0	0	0	0	1,604,267
SU -STP, URBAN AREAS > 200K	10,469,359	5,404	2,194,287	0	0	0	0	0	12,669,050
RAILROAD & UTILITES / MANAGED BY FDOT									
ACSU -ADVANCE CONSTRUCTION (SU)	40,730	0	0	0	0	0	0	0	40,730
DDR -DISTRICT DEDICATED REVENUE	5,000	0	0	0	0	0	0	0	5,000
DDRF -DIST DEDICAT REV MATCHING FNDS	16,530	0	0	0	0	0	0	0	16,530
LFF -LOCAL FUND - FOR MATCHING F/A	16,530	0	0	0	0	0	0	0	16,530
SU -STP, URBAN AREAS > 200K	326,820	0	0	0	0	0	0	0	326,820
CONSTRUCTION / MANAGED BY FDOT									
ACSA -ADVANCE CONSTRUCTION (SA)	263,477	0	0	0	0	0	0	0	263,477
ACSU -ADVANCE CONSTRUCTION (SU)	5,548,875	0	0	0	0	0	0	0	5,548,875
DDR -DISTRICT DEDICATED REVENUE	76,822	0	0	0	0	0	0	0	76,822
EB -EQUITY BONUS	3,339	0	0	0	0	0	0	0	3,339
LF -LOCAL FUNDS	10,175	0	0	0	0	0	0	0	10,175
SA -STP, ANY AREA	6,067	0	0	0	0	0	0	0	6,067
SU -STP, URBAN AREAS > 200K	1,237,617	0	0	0	0	0	0	0	1,237,617
S112 -STP EARMARKS - 2006	990,000	0	0	0	0	0	0	0	990,000
S117 -STP EARMARKS - 2005	1,320,269	0	0	0	0	0	0	0	1,320,269
ENVIRONMENTAL / MANAGED BY FDOT									
EB -EQUITY BONUS	2,370	0	0	0	0	0	0	0	2,370
SA -STP, ANY AREA	129,837	0	0	0	0	0	0	0	129,837
SU -STP, URBAN AREAS > 200K	30,483	0	0	0	0	0	0	0	30,483
Item 230730 1 Totals:	24,495,318	5,404	3,670,384	0	0	0	0	0	28,171,106
Project Total:	24,495,318	5,404	3,670,384	0	0	0	0	0	28,171,106

Fund	<2015	2015	2016	2017	2018	2019	>2019	All Years	
Item Number: 231640 2	Project Description: I-95 @ BROWARD BLVD. JOINT USE DEVELOPMENT						*SIS*		
District: 04	County: BROWARD						Type of Work: PARKING FACILITY		
Extra Description: BARRON, INC.	JOINT USE DEVELOPMENT PROJECT REC'D \$10K FROM AMERA, RIVERBEND CORP OFFICE PARK LLC. DEVELOPER NAME = BROWARD								
PLANNING / MANAGED BY FDOT									
LF -LOCAL FUNDS	1	0	0	0	0	0	0	1	

RIGHT OF WAY / MANAGED BY FDOT								
DIH -STATE IN-HOUSE PRODUCT SUPPORT	50,932	5,000	5,000	5,000	5,000	5,000	0	75,932
DS -STATE PRIMARY HIGHWAYS & PTO	17,182	0	0	0	0	0	0	17,182
LF -LOCAL FUNDS	11,207	0	0	0	0	0	0	11,207
Item 231640 2 Totals:	79,322	5,000	5,000	5,000	5,000	5,000	0	104,322
Project Total:	79,322	5,000	5,000	5,000	5,000	5,000	0	104,322

Fund	<2015	2015	2016	2017	2018	2019	>2019	All Years
Item Number: 231654 1 Project Description: BROWARD CO/ITS ITS OPERATIONS FACILITY *SIS* District: 04 County: BROWARD Type of Work: ITS FREEWAY MANAGEMENT Roadway ID: 86070000 Beginning Section: 15.000 Project Length: .001 Ending Section: 15.001 Lanes Existing/Improved/Added: 6/ 0/ 0								

PRELIMINARY ENGINEERING / MANAGED BY FDOT								
-TOTAL OUTSIDE YEARS	2,260,940	0	0	0	0	0	0	2,260,940

CONSTRUCTION / MANAGED BY FDOT								
-TOTAL OUTSIDE YEARS	14,439,783	0	0	0	0	0	0	14,439,783

OPERATIONS / MANAGED BY FDOT								
-TOTAL OUTSIDE YEARS	1,698,642	0	0	0	0	0	0	1,698,642
Item 231654 1 Totals:	18,399,365	0	0	0	0	0	0	18,399,365

Item Number: 231654 2 Project Description: ITS EQUIPMENT REPLAC MENT CONSULTANT/GRANT *SIS* District: 04 County: BROWARD Type of Work: ITS COMMUNICATION SYSTEM								
--	--	--	--	--	--	--	--	--

CAPITAL / MANAGED BY FDOT								
-TOTAL OUTSIDE YEARS	5,655,361	0	0	0	0	0	0	5,655,361
Item 231654 2 Totals:	5,655,361	0	0	0	0	0	0	5,655,361

Item Number: 430947 1 Project Description: ITS EQUIPMENT REPLACEMENT CONSULTANT / GRANT *SIS* District: 04 County: BROWARD Type of Work: ITS COMMUNICATION SYSTEM Extra Description: PREVIOUSLY ON 231654-2-92								
--	--	--	--	--	--	--	--	--

CAPITAL / MANAGED BY FDOT								
ACNP -ADVANCE CONSTRUCTION NHPP	0	2,149,000	0	0	0	0	0	2,149,000
Item 430947 1 Totals:	0	2,149,000	0	0	0	0	0	2,149,000

Item Number: 430947 2 Project Description: ITS EQUIPMENT REPLACEMENT CONSULTANT / GRANT *SIS* District: 04 County: BROWARD Type of Work: ITS COMMUNICATION SYSTEM Extra Description: PREVIOUSLY 231654-2-92 GAMING DROPPED 9/6/11 EXCEEDS TOTR TARGET								
---	--	--	--	--	--	--	--	--

CAPITAL / MANAGED BY FDOT								
DITS -STATEWIDE ITS - STATE 100%.	0	0	0	1,264,000	0	0	0	1,264,000
Item 430947 2 Totals:	0	0	0	1,264,000	0	0	0	1,264,000

Item Number: 430947 3 Project Description: ITS EQUIPMENT REPLACEMENT CONSULTANT / GRANT *SIS* District: 04 County: BROWARD Type of Work: ITS COMMUNICATION SYSTEM Extra Description: PREVIOUSLY ON 231654-2-92								
--	--	--	--	--	--	--	--	--

CAPITAL / MANAGED BY FDOT								
DITS -STATEWIDE ITS - STATE 100%.	0	0	0	0	1,716,000	0	0	1,716,000
Item 430947 3 Totals:	0	0	0	0	1,716,000	0	0	1,716,000

Item Number: 430947 4	Project Description: ITS EQUIPMENT REPLACEMENT CONSULTANT / GRANT	*SIS*
District: 04	County: BROWARD	Type of Work: ITS COMMUNICATION SYSTEM
CAPITAL / MANAGED BY FDOT		
DITS -STATEWIDE ITS - STATE 100%.	0 0 0 0 0	1,969,000 0 1,969,000
Item 430947 4	0 0 0 0 0	1,969,000 0 1,969,000
Totals:		
Item Number: 430947 5	Project Description: ITS EQUIPMENT REPLACEMENT CONSULTANT / GRANT	*SIS*
District: 04	County: BROWARD	Type of Work: ITS COMMUNICATION SYSTEM
CAPITAL / MANAGED BY FDOT		
-TOTAL OUTSIDE YEARS	0 0 0 0 0	0 7,594,000 7,594,000
Item 430947 5	0 0 0 0 0	0 7,594,000 7,594,000
Totals:		
Project Total:	24,054,726 2,149,000 0 1,264,000 1,716,000	1,969,000 7,594,000 38,746,726

Fund	<2015	2015	2016	2017	2018	2019	>2019	All Years
Item Number: 231723 1	Project Description: BROWARD COUNTY ROAD RANGER SERVICE PATROL		*SIS*					
District: 04	County: BROWARD		Type of Work: ITS FREEWAY MANAGEMENT					
Roadway ID: 86070000	Beginning Section: .000		Project Length: .000					
	Ending Section: .000		Lanes Existing/Improved/Added: 4/ 0/ 0					
P D & E / MANAGED BY FDOT								
-TOTAL OUTSIDE YEARS	14,939	0	0	0	0	0	0	14,939
PRELIMINARY ENGINEERING / MANAGED BY FDOT								
-TOTAL OUTSIDE YEARS	1,193,987	0	0	0	0	0	0	1,193,987
OPERATIONS / MANAGED BY FDOT								
-TOTAL OUTSIDE YEARS	1,674,251	0	0	0	0	0	0	1,674,251
Item 231723 1	2,883,177	0	0	0	0	0	0	2,883,177
Totals:								
Project Total:	2,883,177	0	0	0	0	0	0	2,883,177

Fund	<2015	2015	2016	2017	2018	2019	>2019	All Years
Item Number: 427937 1	Project Description: SR-7/US-441 FROM SR-834/SAMPLE ROAD TO BROWARD/PB		*NON-SIS*					
District: 04	County: BROWARD		Type of Work: PD&E/EMO STUDY					
Extra Description: TRANSIT NEPA/PD&E STUDY; 6+2 LANES; PREVIOUSLY 425063-2 2013 MPO PRIORITY #6 CONSTRUCTION RESERVE ON 431969-1								
Roadway ID: 86100000	Beginning Section: 20.865		Project Length: 3.726					
	Ending Section: 24.591		Lanes Existing/Improved/Added: 6/ 0/ 0					
P D & E / MANAGED BY FDOT								
DDR -DISTRICT DEDICATED REVENUE	6,003	0	0	0	0	0	0	6,003
DIH -STATE IN-HOUSE PRODUCT SUPPORT	79,782	0	0	0	0	0	0	79,782
SU -STP, URBAN AREAS > 200K	2,073,317	0	0	0	0	0	0	2,073,317
PRELIMINARY ENGINEERING / MANAGED BY FDOT								
DDR -DISTRICT DEDICATED REVENUE	0	1,645,507	0	0	0	0	0	1,645,507
DIH -STATE IN-HOUSE PRODUCT SUPPORT	0	100,000	0	0	0	0	0	100,000
DS -STATE PRIMARY	0	1,254,493	0	0	0	0	0	1,254,493

HIGHWAYS & PTO								
CONSTRUCTION / MANAGED BY FDOT								
DDR -DISTRICT DEDICATED REVENUE	0	0	0	0	21,110,911	0	0	21,110,911
DIH -STATE IN-HOUSE PRODUCT SUPPORT	0	0	0	0	500,000	0	0	500,000
Item 427937 1 Totals:	2,159,102	3,000,000	0	0	21,610,911	0	0	26,770,013
Project Total:	2,159,102	3,000,000	0	0	21,610,911	0	0	26,770,013

Fund	<2015	2015	2016	2017	2018	2019	>2019	All Years
Item Number: 406795 1 Project Description: BROWARD CO ITS ITS MAINTENANCE *SIS* District: 04 County: BROWARD Type of Work: ITS FREEWAY MANAGEMENT								
OPERATIONS / MANAGED BY FDOT								
-TOTAL OUTSIDE YEARS	2,328,724	0	0	0	0	0	0	2,328,724
Item 406795 1 Totals:	2,328,724	0	0	0	0	0	0	2,328,724
Item Number: 406795 2 Project Description: BROWARD CO ITS ITS MAINTENANCE *SIS* District: 04 County: BROWARD Type of Work: ITS FREEWAY MANAGEMENT								
OPERATIONS / MANAGED BY FDOT								
-TOTAL OUTSIDE YEARS	2,471,880	0	0	0	0	0	0	2,471,880
Item 406795 2 Totals:	2,471,880	0	0	0	0	0	0	2,471,880
Item Number: 406795 3 Project Description: BROWARD CO ITS ITS MAINTENANCE *SIS* District: 04 County: BROWARD Type of Work: ITS FREEWAY MANAGEMENT								
OPERATIONS / MANAGED BY FDOT								
-TOTAL OUTSIDE YEARS	993,000	0	0	0	0	0	0	993,000
Item 406795 3 Totals:	993,000	0	0	0	0	0	0	993,000
Project Total:	5,793,604	0	0	0	0	0	0	5,793,604

Fund	<2015	2015	2016	2017	2018	2019	>2019	All Years
Item Number: 406919 2 Project Description: SFRC/R/R BRIDGE OVER S FORK NEW RIVER *SIS* District: 04 County: BROWARD Type of Work: BRIDGE-REPAIR/REHABILITATION								
Roadway ID: 86905000			Beginning Section: 8.430		Project Length: .060		Lanes Existing/Improved/Added: 0/ 0/ 0	
Ending Section: 8.490								
PRELIMINARY ENGINEERING / MANAGED BY FDOT								
-TOTAL OUTSIDE YEARS	2,621	0	0	0	0	0	0	2,621
CONSTRUCTION / MANAGED BY FDOT								
-TOTAL OUTSIDE YEARS	3,595,220	0	0	0	0	0	0	3,595,220
Item 406919 2 Totals:	3,597,841	0	0	0	0	0	0	3,597,841
Project Total:	3,597,841	0	0	0	0	0	0	3,597,841

Fund	<2015	2015	2016	2017	2018	2019	>2019	All Years
Item Number: 408527 1 Project Description: BROWARD COUNTY ADA RETROFITS RENEWABLE PUSH BUTTON *NON-SIS* District: 04 County: BROWARD Type of Work: MISCELLANEOUS CONSTRUCTION								
CONSTRUCTION / MANAGED BY FDOT								
-TOTAL OUTSIDE YEARS	1,346,532	0	0	0	0	0	0	1,346,532

YEARS									
Item 408527 1	1,346,532	0	0	0	0	0	0	0	1,346,532
Totals:									
Item Number: 408527 2	Project Description: BROWARD COUNTY ADA RETROFITS		*NON-SIS*						
District: 04	County: BROWARD		Type of Work: SIDEWALK						
Roadway ID: 86000000	Beginning Section: .000		Project Length: .010						
	Ending Section: .010		Lanes Existing/Improved/Added: 0/ 0/ 0						
CONSTRUCTION / MANAGED BY FDOT									
-TOTAL OUTSIDE YEARS	899,978	0	0	0	0	0	0	0	899,978
Item 408527 2	899,978	0	0	0	0	0	0	0	899,978
Totals:									
Item Number: 408527 3	Project Description: BROWARD COUNTY ADA RETROFITS		*NON-SIS*						
District: 04	County: BROWARD		Type of Work: SIDEWALK						
Roadway ID: 86000000	Beginning Section: .000		Project Length: .010						
	Ending Section: .010		Lanes Existing/Improved/Added: 0/ 0/ 0						
CONSTRUCTION / MANAGED BY FDOT									
-TOTAL OUTSIDE YEARS	900,502	0	0	0	0	0	0	0	900,502
Item 408527 3	900,502	0	0	0	0	0	0	0	900,502
Totals:									
Item Number: 408527 4	Project Description: BROWARD COUNTY ADA RETROFITS		*NON-SIS*						
District: 04	County: BROWARD		Type of Work: SIGNING/PAVEMENT MARKINGS						
CONSTRUCTION / MANAGED BY FDOT									
-TOTAL OUTSIDE YEARS	602,797	0	0	0	0	0	0	0	602,797
Item 408527 4	602,797	0	0	0	0	0	0	0	602,797
Totals:									
Item Number: 408527 5	Project Description: DISTRICTWIDE ADA RETROFITS		*NON-SIS*						
District: 04	County: BROWARD		Type of Work: SIGNING/PAVEMENT MARKINGS						
CONSTRUCTION / MANAGED BY FDOT									
-TOTAL OUTSIDE YEARS	627,156	0	0	0	0	0	0	0	627,156
Item 408527 5	627,156	0	0	0	0	0	0	0	627,156
Totals:									
Item Number: 408527 6	Project Description: DISTRICTWIDE ADA RETROFITS		*NON-SIS*						
District: 04	County: BROWARD		Type of Work: ROUTINE MAINTENANCE						
CONSTRUCTION / MANAGED BY FDOT									
DDR -DISTRICT DEDICATED REVENUE	0	600,000	0	0	0	0	0	0	600,000
DIH -STATE IN-HOUSE PRODUCT SUPPORT	0	9,346	0	0	0	0	0	0	9,346
Item 408527 6	0	609,346	0	0	0	0	0	0	609,346
Totals:									
Item Number: 408527 7	Project Description: DISTRICTWIDE ADA RETROFITS		*NON-SIS*						
District: 04	County: BROWARD		Type of Work: ROUTINE MAINTENANCE						
CONSTRUCTION / MANAGED BY FDOT									
DDR -DISTRICT DEDICATED REVENUE	0	0	0	600,000	0	0	0	0	600,000
DIH -STATE IN-HOUSE PRODUCT SUPPORT	0	0	0	9,277	0	0	0	0	9,277
Item 408527 7	0	0	0	609,277	0	0	0	0	609,277
Totals:									
Item Number: 408527 8	Project Description: DISTRICTWIDE ADA RETROFITS		*NON-SIS*						
District: 04	County: BROWARD		Type of Work: ROUTINE MAINTENANCE						
CONSTRUCTION / MANAGED BY FDOT									

DDR -DISTRICT DEDICATED REVENUE	0	0	0	0	0	600,001	0	600,001
DIH -STATE IN-HOUSE PRODUCT SUPPORT	0	0	0	0	0	8,000	0	8,000
Item 408527 8 Totals:	0	0	0	0	0	608,001	0	608,001
Project Total:	4,376,965	609,346	0	609,277	0	608,001	0	6,203,589

Fund	<2015	2015	2016	2017	2018	2019	>2019	All Years
Item Number: 408562 2 Project Description: I-75/ASSET CONTRACT HURRICANE FRANCES *SIS* District: 04 County: BROWARD Type of Work: EMERGENCY OPERATIONS								
Roadway ID: 86000000 Beginning Section: .000 Project Length: .001 Ending Section: .001 Lanes Existing/Improved/Added: 0/ 0/ 0								
CONSTRUCTION / MANAGED BY FDOT								
-TOTAL OUTSIDE YEARS	3,898	0	0	0	0	0	0	3,898
Item 408562 2 Totals:	3,898	0	0	0	0	0	0	3,898
Project Total:	3,898	0	0	0	0	0	0	3,898

Fund	<2015	2015	2016	2017	2018	2019	>2019	All Years
Item Number: 409354 1 Project Description: I-595/SR-862 FROM W OF I-75/SAWGRASS X-WAY TO I-95 *SIS* District: 04 County: BROWARD Type of Work: PD&E/EMO STUDY								
Roadway ID: 86095000 Beginning Section: .000 Project Length: 12.000 Ending Section: 12.000 Lanes Existing/Improved/Added: 8/ 8/ 2								
P D & E / MANAGED BY FDOT								
-TOTAL OUTSIDE YEARS	5,390,116	0	0	0	0	0	0	5,390,116
Item 409354 1 Totals:	5,390,116	0	0	0	0	0	0	5,390,116

Item Number: 409354 2 Project Description: I-95/SR9/I-595/SR862 I-95 TO I-595 INTERCHANGE *SIS* District: 04 County: BROWARD Type of Work: INTERCHANGE IMPROVEMENT								
Roadway ID: 86095000 Beginning Section: 8.618 Project Length: 1.647 Ending Section: 10.265 Lanes Existing/Improved/Added: 6/ 6/ 0								

Fund	<2015	2015	2016	2017	2018	2019	>2019	All Years
RAILROAD & UTILITES / MANAGED BY FDOT								
-TOTAL OUTSIDE YEARS	0	0	0	0	0	0	50,000	50,000

Fund	<2015	2015	2016	2017	2018	2019	>2019	All Years
ENVIRONMENTAL / MANAGED BY FDOT								
-TOTAL OUTSIDE YEARS	0	0	0	0	0	0	1,500,000	1,500,000

Fund	<2015	2015	2016	2017	2018	2019	>2019	All Years
DESIGN BUILD / MANAGED BY FDOT								
-TOTAL OUTSIDE YEARS	0	0	0	0	0	0	257,302,483	257,302,483
Item 409354 2 Totals:	0	0	0	0	0	0	258,852,483	258,852,483

Item Number: 409354 3 Project Description: SR-9/I-95 AND SR-862/I-595 MITIGATION AT POND APPLE VIA *SIS* District: 04 County: BROWARD Type of Work: ENVIRONMENTAL MITIGATION								
Roadway ID: 86095000 Beginning Section: 8.618 Project Length: 1.647 Ending Section: 10.265 Lanes Existing/Improved/Added: 0/ 0/ 0								

Fund	<2015	2015	2016	2017	2018	2019	>2019	All Years
PRELIMINARY ENGINEERING / MANAGED BY FDOT								
DEM - ENVIRONMENTAL MITIGATION	0	110,302	0	0	0	0	0	110,302
DIH -STATE IN-HOUSE PRODUCT SUPPORT	0	10,000	0	0	0	0	0	10,000

CONSTRUCTION / MANAGED BY FDOT

DEM - ENVIRONMENTAL MITIGATION	0	1,642,528	0	0	0	0	0	0	1,642,528
DIH -STATE IN-HOUSE PRODUCT SUPPORT	0	40,000	0	0	0	0	0	0	40,000
Item 409354 3 Totals:	0	1,802,830	0	0	0	0	0	0	1,802,830

Item Number: 433108 1	Project Description: SR-9/I-95 FROM N. OF STIRLING RD TO PALM BEACH CO	*SIS*
District: 04	County: BROWARD	Type of Work: PRELIM ENG FOR FUTURE CAPACITY
Extra Description: CORRIDOR CONSULTANT FOR DESIGN OF I-95 EXPRESS LANES IN BROWARD COUNTY; 2013 MPO #30 (3B) 32-02 DS WORK TO BE DONE BY THE TURNPIKE 32-03 - SURVEY WORK FOR RFP DEVELOPMENT		
Roadway ID: 86070000	Beginning Section: 5.500 Ending Section: 25.307	Project Length: 19.807 Lanes Existing/Improved/Added: 9/ 0/ 1

PRELIMINARY ENGINEERING / MANAGED BY FDOT

ACSA -ADVANCE CONSTRUCTION (SA)	3,009,324	0	0	0	0	0	0	0	3,009,324
DDR -DISTRICT DEDICATED REVENUE	1,000,000	0	0	0	0	0	0	0	1,000,000
DIH -STATE IN-HOUSE PRODUCT SUPPORT	118,137	0	0	0	0	0	0	0	118,137
DS -STATE PRIMARY HIGHWAYS & PTO	3,213,810	3,500,000	2,000,000	1,000,000	0	0	0	0	9,713,810
GMR -GROWTH MANAGEMENT FOR SIS	0	1,500,000	0	0	0	1,500,000	0	0	3,000,000
SA -STP, ANY AREA	500,000	0	0	0	0	0	0	0	500,000

RAILROAD & UTILITES / MANAGED BY FDOT

ACNP -ADVANCE CONSTRUCTION NHPP	0	0	0	0	0	0	75,000	0	75,000
---------------------------------	---	---	---	---	---	---	--------	---	--------

ENVIRONMENTAL / MANAGED BY FDOT

GMR -GROWTH MANAGEMENT FOR SIS	0	0	0	0	0	0	5,711,360	0	5,711,360
--------------------------------	---	---	---	---	---	---	-----------	---	-----------

DESIGN BUILD / MANAGED BY FDOT

ACNP -ADVANCE CONSTRUCTION NHPP	0	0	0	0	0	0	67,313	266,302,499	266,369,812
DDR -DISTRICT DEDICATED REVENUE	0	0	1,500,000	1,000,000	1,000,000	30,000,000	0	0	33,500,000
DI -ST. - S/W INTER/INTRASTATE HWY	0	0	0	0	0	0	167,424,874	0	167,424,874
GMR -GROWTH MANAGEMENT FOR SIS	0	0	0	0	0	0	19,508,953	0	19,508,953
Item 433108 1 Totals:	7,841,271	5,000,000	3,500,000	2,000,000	1,000,000	224,287,500	266,302,499	0	509,931,270

Item Number: 433108 2	Project Description: SR-9/I-95 FROM N. OF STIRLING RD TO PALM BEACH CO LINE	*SIS*
District: 04	County: BROWARD	Type of Work: LANDSCAPING
Extra Description: LANDSCAPE 2013 MPO #30		
Roadway ID: 86070000	Beginning Section: 5.500 Ending Section: 25.307	Project Length: 19.807 Lanes Existing/Improved/Added: 9/ 0/ 0

PRELIMINARY ENGINEERING / MANAGED BY FDOT

DDR -DISTRICT DEDICATED	0	0	0	0	600,000	0	0	0	600,000
-------------------------	---	---	---	---	---------	---	---	---	---------

REVENUE									
DIH -STATE IN-HOUSE PRODUCT SUPPORT	0	0	0	0	10,000	0	0	0	10,000
CONSTRUCTION / MANAGED BY FDOT									
DDR -DISTRICT DEDICATED REVENUE	0	0	0	0	0	0	713,400	713,400	
DIH -STATE IN-HOUSE PRODUCT SUPPORT	0	0	0	0	0	0	11,890	11,890	
DS -STATE PRIMARY HIGHWAYS & PTO	0	0	0	0	0	0	4,956,500	4,956,500	
Item 433108 2 Totals:	0	0	0	0	610,000	0	5,681,790	6,291,790	
Item 433108 3 Project: SR-9/I-95 FROM N. OF STIRLING RD TO BR/PB COUNTY LINE VIA *SIS* Number: Description: PB District: 04 County: BROWARD Type of Work: ENVIRONMENTAL MITIGATION									
Roadway ID: 86070000 Beginning Section: 5.500 Project Length: 19.807 Ending Section: 25.307 Lanes Existing/Improved/Added: 9/ 0/ 0									
PRELIMINARY ENGINEERING / MANAGED BY FDOT									
DEM - ENVIRONMENTAL MITIGATION	0	170,770	0	0	0	0	0	170,770	
DIH -STATE IN-HOUSE PRODUCT SUPPORT	0	10,000	0	0	0	0	0	10,000	
RIGHT OF WAY / MANAGED BY FDOT									
DDR -DISTRICT DEDICATED REVENUE	0	0	1,851,450	0	0	0	0	1,851,450	
DIH -STATE IN-HOUSE PRODUCT SUPPORT	0	0	14,000	0	0	0	0	14,000	
CONSTRUCTION / MANAGED BY FDOT									
DDR -DISTRICT DEDICATED REVENUE	0	0	0	2,484,123	0	0	0	2,484,123	
DIH -STATE IN-HOUSE PRODUCT SUPPORT	0	0	0	295,602	0	0	0	295,602	
Item 433108 3 Totals:	0	180,770	1,865,450	2,779,725	0	0	0	4,825,945	
Item Number: 433108 4 Project Description: SR-9/I-95 FROM S. OF BROWARD BLVD. TO ATLANTIC BLVD. *SIS* District: 04 County: BROWARD Type of Work: ADD SPECIAL USE LANE									
Roadway ID: 86070000 Beginning Section: 9.600 Project Length: 8.700 Ending Section: 18.300 Lanes Existing/Improved/Added: 5/ 5/ 0									
PRELIMINARY ENGINEERING / MANAGED BY FDOT									
DIH -STATE IN-HOUSE PRODUCT SUPPORT	0	205,600	0	0	0	0	0	205,600	
DS -STATE PRIMARY HIGHWAYS & PTO	0	750,000	0	0	0	0	0	750,000	
RAILROAD & UTILITES / MANAGED BY FDOT									
DDR -DISTRICT DEDICATED REVENUE	0	50,000	0	0	0	0	0	50,000	
ENVIRONMENTAL / MANAGED BY FDOT									
DDR -DISTRICT DEDICATED REVENUE	0	75,450	0	0	0	0	0	75,450	
DESIGN BUILD / MANAGED BY FDOT									
ACNP -ADVANCE	0	106,352,031	0	0	0	0	0	106,352,031	

CONSTRUCTION NHPP								
DDR -DISTRICT DEDICATED REVENUE	0	10,879,521	7,084,342	6,100,000	4,978,000	0	0	29,041,863
DS -STATE PRIMARY HIGHWAYS & PTO	0	11,054,634	5,409,836	300,000	0	0	0	16,764,470
SU -STP, URBAN AREAS > 200K	0	15,266,193	0	0	0	0	0	15,266,193
TRIP -TRANS REGIONAL INCENTIVE PROGM	0	13,565,006	0	0	0	0	0	13,565,006
Item 433108 4 Totals:	0	158,198,435	12,494,178	6,400,000	4,978,000	0	0	182,070,613
Project Total:	13,231,387	165,182,035	17,859,628	11,179,725	6,588,000	224,287,500	530,836,772	969,165,047

Fund	<2015	2015	2016	2017	2018	2019	>2019	All Years
Item Number: 411752 1 District: 04	Project Description: CR-824/PEMBROKE RD FROM SW 136 AVE TO SW 160 AVE County: BROWARD				*NON-SIS* Type of Work: NEW ROAD CONSTRUCTION			

CONSTRUCTION / RESPONSIBLE AGENCY NOT AVAILABLE								
-TOTAL OUTSIDE YEARS	8,450,001	0	0	0	0	0	0	8,450,001
Item 411752 1 Totals:	8,450,001	0	0	0	0	0	0	8,450,001

Item Number: 411752 2 District: 04	Project Description: I-75/SR-93 PEMBROKE RD INTRCHNG: N OF MIRAMAR PKWY TO N OF PEMBROKE RD County: BROWARD				*SIS* Type of Work: PD&E/EMO STUDY			
Roadway ID: 86075000	Beginning Section: 1.530 Ending Section: 4.600				Project Length: 3.070 Lanes Existing/Improved/Added: 8/ 8/ 0			

P D & E / MANAGED BY FDOT								
-TOTAL OUTSIDE YEARS	848,573	0	0	0	0	0	0	848,573
Item 411752 2 Totals:	848,573	0	0	0	0	0	0	848,573

Item Number: 411752 4 District: 04	Project Description: PEMBROKE ROAD FROM SILVER SHORES BLVD. TO SW 145TH AVE County: BROWARD				*NON-SIS* Type of Work: NEW ROAD CONSTRUCTION			
Roadway ID: 86000460	Beginning Section: 2.505 Ending Section: 3.485				Project Length: .980 Lanes Existing/Improved/Added: 0/ 0/ 4			

CONSTRUCTION / RESPONSIBLE AGENCY NOT AVAILABLE								
-TOTAL OUTSIDE YEARS	20,790,594	0	0	0	0	0	0	20,790,594
Item 411752 4 Totals:	20,790,594	0	0	0	0	0	0	20,790,594

Item Number: 411752 5 District: 04	Project Description: PEMBROKE ROAD FROM SILVER SHORES BLVD TO DYKES ROAD County: BROWARD				*NON-SIS* Type of Work: ADD LANES & RECONSTRUCT			
Extra Description: CIGP - COUNTY INCENTIVE GRANT PROGRAM, JPA W/BROWARD COUNTY 50/50 SPLIT DESIGN AND CONSTRUCTION	Roadway ID: 86000460		Beginning Section: 1.859 Ending Section: 2.502		Project Length: .643 Lanes Existing/Improved/Added: 2/ 0/ 0			

PRELIMINARY ENGINEERING / MANAGED BY BROWARD COUNTY BOCC								
CIGP -COUNTY INCENTIVE GRANT PROGRAM	0	372,625	0	0	0	0	0	372,625
LF -LOCAL FUNDS	0	372,625	0	0	0	0	0	372,625

CONSTRUCTION / MANAGED BY BROWARD COUNTY BOCC								
CIGP -COUNTY INCENTIVE GRANT	0	0	0	3,879,645	0	0	0	3,879,645

PROGRAM								
LF -LOCAL FUNDS	0	0	0	3,879,645	0	0	0	3,879,645
Item 411752 5	0	745,250	0	7,759,290	0	0	0	8,504,540
Totals:								
Project Total:	30,089,168	745,250	0	7,759,290	0	0	0	38,593,708

Fund	<2015	2015	2016	2017	2018	2019	>2019	All Years
Item Number: 416257 1	Project Description: BROWARD ITS FACILITY O & M JPA				*SIS*			
District: 04	County: BROWARD				Type of Work: ITS FREEWAY MANAGEMENT			
Extra Description: O/M JPA TO OPERATE FACILITY								
OPERATIONS / MANAGED BY FDOT								
DDR -DISTRICT DEDICATED REVENUE	2,620,909	500,000	0	0	0	0	0	3,120,909
Item 416257 1	2,620,909	500,000	0	0	0	0	0	3,120,909
Totals:								
Item Number: 416257 2	Project Description: BROWARD ITS FACILITY O & M JPA				*SIS*			
District: 04	County: BROWARD				Type of Work: ITS FREEWAY MANAGEMENT			
Extra Description: O/M JPA TO OPERATE FACILITY								
OPERATIONS / MANAGED BY FDOT								
DDR -DISTRICT DEDICATED REVENUE	0	0	500,000	500,000	500,000	500,000	500,000	2,500,000
Item 416257 2	0	0	500,000	500,000	500,000	500,000	500,000	2,500,000
Totals:								
Project Total:	2,620,909	500,000	500,000	500,000	500,000	500,000	500,000	5,620,909

Fund	<2015	2015	2016	2017	2018	2019	>2019	All Years
Item Number: 419059 2	Project Description: FEC R/R LEASE @ 48TH STREET IN POMPANO BCH				*NON-SIS*			
District: 04	County: BROWARD				Type of Work: RIGHT OF WAY ACTIVITIES			
RAILROAD & UTILITES / MANAGED BY FDOT								
-TOTAL OUTSIDE YEARS	1	0	0	0	0	0	0	1
Item 419059 2	1	0	0	0	0	0	0	1
Totals:								
Item Number: 419059 3	Project Description: SR-811/DIXIE HIGHWAY FROM HAMMONDVILLE ROAD TO SW 4TH STREET				*NON-SIS*			
District: 04	County: BROWARD				Type of Work: RAIL REVENUE/OPERATIONA IMPR			
Extra Description: INSURANCE PREMIUMS FOR LEASE FROM FEC								
RAILROAD & UTILITES / MANAGED BY FDOT								
DDR -DISTRICT DEDICATED REVENUE	46,356	16,000	16,000	16,000	16,000	16,000	0	126,356
Item 419059 3	46,356	16,000	16,000	16,000	16,000	16,000	0	126,356
Totals:								
Project Total:	46,357	16,000	16,000	16,000	16,000	16,000	0	126,357

Fund	<2015	2015	2016	2017	2018	2019	>2019	All Years
Item Number: 420809 1	Project Description: I-595/SR-862 FROM E OF I-75 TO W OF I-95				*SIS*			
District: 04	County: BROWARD				Type of Work: PRELIM ENG FOR FUTURE CAPACITY			
Extra Description: FUNDS FROM ESTIMATE REDUCTION ON 409353-1-31/2//32-03=LEGAL GENERAL ENGINEERING CONSULT TO OVER SEE I-595 RECONSTRUCTION PROJECTS / LDCA APPROVAL 6/29/06 /ALL COSTS INCURRED PRIOR TO EFFECTIVE AUTHORIZATION DATE OF 12/06/06 ARE NON-PART.								
Roadway ID: 86095000	Beginning Section: .000		Ending Section: 10.407		Project Length: 10.407		Lanes Existing/Improved/Added: 7/ 6/ 3	
PRELIMINARY ENGINEERING / MANAGED BY FDOT								
ACEN -ADVANCE	2,960,292	0	0	0	0	0	0	2,960,292

CONSTRUCTION (EBNH)								
DDR -DISTRICT DEDICATED REVENUE	5,469,679	0	0	0	0	0	0	5,469,679
DIH -STATE IN-HOUSE PRODUCT SUPPORT	2,224,370	200,000	0	0	0	0	0	2,424,370
DS -STATE PRIMARY HIGHWAYS & PTO	831,400	0	0	0	0	0	0	831,400
EBNH -EQUITY BONUS SUPPLEMENTING NH	10,000	0	0	0	0	0	0	10,000
GMR -GROWTH MANAGEMENT FOR SIS	15,707,093	125,000	125,000	125,000	125,000	125,000	625,000	16,957,093
NHAC -NH (AC/REGULAR)	17,871,218	0	0	0	0	0	0	17,871,218
SA -STP, ANY AREA	1,500,000	0	0	0	0	0	0	1,500,000
CONSTRUCTION / MANAGED BY FDOT								
DIH -STATE IN-HOUSE PRODUCT SUPPORT	809,167	0	0	0	0	0	0	809,167
ENVIRONMENTAL / MANAGED BY FDOT								
DS -STATE PRIMARY HIGHWAYS & PTO	130,900	0	0	0	0	0	0	130,900
Item 420809 1 Totals:	47,514,119	325,000	125,000	125,000	125,000	125,000	625,000	48,964,119
Item Number: 420809 2 Project Description: I-595/SR-862/P3 FROM E. OF I-75 TO W. OF I-95 *SIS* District: 04 County: BROWARD Type of Work: PRELIM ENG FOR FUTURE CAPACITY								
Extra Description: PH 32 < \$25K W/JCM GROUP TO ASSIST IN STUDY UTILIZING GOLF COURSE ALONG 595 A POTENTIAL SITE FOR WATER DISCHARGE LINE GRADE +ENGINEERING ACTIVITIES FOR CORRIDOR 32-03= TO COVER PRIVATE 595 TELECONFERENCE LINE USED SOLELY FOR I-595 MEETINGS/32-04=IRON MOUNTAIN STORAGE								
Roadway ID: 86095000 Beginning Section: .000 Project Length: 10.407 Ending Section: 10.407 Lanes Existing/Improved/Added: 7/ 7/ 3								
PRELIMINARY ENGINEERING / MANAGED BY FDOT								
DIH -STATE IN-HOUSE PRODUCT SUPPORT	19,779	0	0	0	0	0	0	19,779
DS -STATE PRIMARY HIGHWAYS & PTO	45,801	700	0	0	0	0	0	46,501
GMR -GROWTH MANAGEMENT FOR SIS	914	0	0	0	0	0	0	914
Item 420809 2 Totals:	66,494	700	0	0	0	0	0	67,194
Item Number: 420809 3 Project Description: I-595/SR-862/ P3 FROM E. OF I-75 TO W. OF I-95 *SIS* *P3* District: 04 County: BROWARD Type of Work: ADD LANES & RECONSTRUCT								
Extra Description: P3-PUBLIC PRIVATE PARTNERSHIP/RECONSTRUCTION OF I-595, INCLUDES ADDING EXPRESS LANES,ADDING AUXILIARY LANES,RAMP IMPROVEMENTS,EXTENSION OF SR-84 THROUGH TURNPIKE & SR-7 INTERCHANGE,RECONSTRUCTION OF TURNPIKE INTERCHANGE DESIGN BUILD FINANCE,MAINTAIN & OPERATE/PH58=FHP SERVICES								
Roadway ID: 86095000 Beginning Section: .592 Project Length: 9.815 Ending Section: 10.407 Lanes Existing/Improved/Added: 5/ 5/ 2								
PRELIMINARY ENGINEERING / MANAGED BY FDOT								
DDR -DISTRICT DEDICATED REVENUE	50,707	0	0	0	0	0	0	50,707
GMR -GROWTH MANAGEMENT FOR SIS	2,173,435	0	0	0	0	0	0	2,173,435
PKYI -TURNPIKE	27,128	0	0	0	0	0	0	27,128

IMPROVEMENT									
RAILROAD & UTILITES / MANAGED BY FDOT									
DS -STATE PRIMARY HIGHWAYS & PTO	3,972,539	0	0	0	0	0	0	0	3,972,539
GMR -GROWTH MANAGEMENT FOR SIS	14,527,461	0	0	0	0	0	0	0	14,527,461
PKYI -TURNPIKE IMPROVEMENT	20,074,139	0	0	0	0	0	0	0	20,074,139
CONTRACT INCENTIVES / MANAGED BY FDOT									
ACNH -ADVANCE CONSTRUCTION (NH)	44,104,023	0	0	0	0	0	0	0	44,104,023
PKYI -TURNPIKE IMPROVEMENT	5,895,977	0	0	0	0	0	0	0	5,895,977
OPERATIONS / MANAGED BY FDOT									
D - UNRESTRICTED STATE PRIMARY	870,813	905,645	941,871	979,546	1,018,728	1,059,477	45,887,792		51,663,872
DI -ST. - S/W INTER/INTRASTATE HWY	12,560,315	10,881,044	9,999,455	9,327,791	8,918,307	8,600,258	34,393,008		94,680,178
PKM1 -TURNPIKE TOLL MAINTENANCE	157,132	163,418	169,954	176,753	183,823	191,176	8,280,146		9,322,402
TOBF -I-595	1,388,000	3,438,000	4,700,000	5,762,000	6,572,000	7,301,000	569,103,675		598,264,675
DESIGN BUILD / MANAGED BY FDOT									
ACNH -ADVANCE CONSTRUCTION (NH)	106,479,541	71,712,000	95,434,001	123,173,000	217,622,000	4,298,000	0		618,718,542
ACNP -ADVANCE CONSTRUCTION NHPP	1,845,509	0	0	0	0	0	0		1,845,509
ACSA -ADVANCE CONSTRUCTION (SA)	405,792	0	0	0	0	0	0		405,792
CM -CONGESTION MITIGATION - AQ	480,000	0	0	0	0	0	0		480,000
DC -STATE PRIMARY PE CONSULTANTS	300	0	0	0	0	0	0		300
DDR -DISTRICT DEDICATED REVENUE	3,310,467	0	0	0	0	0	0		3,310,467
DIH -STATE IN- HOUSE PRODUCT SUPPORT	591,337	117,600	121,500	125,500	129,700	0	0		1,085,637
DSBF -I-595	0	0	0	0	0	0	572,689,084		572,689,084
GMR -GROWTH MANAGEMENT FOR SIS	2,449,010	1,559,028	55,471,877	65,388,999	67,335,045	69,337,685	1,721,621,702		1,983,163,346
PKYI -TURNPIKE IMPROVEMENT	78,865,053	60,104,955	8,027,311	0	0	0	0		146,997,319
SA -STP, ANY AREA	602,662	0	169,959	0	0	0	0		772,621
Item 420809 3 Totals:	300,831,340	148,881,690	175,035,928	204,933,589	301,779,603	90,787,596	2,951,975,407		4,174,225,153
Item Number: 420809 4	Project Description: I-595/P3/UTILITIES FROM I-75 TO WEST OF I-95					*SIS*			
District: 04	County: BROWARD					Type of Work: ADD LANES & RECONSTRUCT			
Roadway ID: 86095000	Beginning Section: .592					Project Length: 9.815			
	Ending Section: 10.407					Lanes Existing/Improved/Added: 5/ 5/ 3			
RAILROAD & UTILITES / MANAGED BY FDOT									
-TOTAL OUTSIDE YEARS	80,760	0	0	0	0	0	0		80,760
Item 420809 4 Totals:	80,760	0	0	0	0	0	0		80,760

Item Number: 420809 5	Project Description: I-595/SR-862/P3/CEI FROM I-75 TO W. OF I-95	*SIS*
District: 04	County: BROWARD	Type of Work: ADD LANES & RECONSTRUCT
Roadway ID: 86095000	Beginning Section: .592	Project Length: 9.815
	Ending Section: 10.407	Lanes Existing/Improved/Added: 5/ 5/ 3
CONSTRUCTION / MANAGED BY FDOT		
-TOTAL OUTSIDE YEARS	25,832,932	0 0 0 0 0 0 0 25,832,932
Item 420809 5	25,832,932	0 0 0 0 0 0 0 25,832,932
Totals:		
Item Number: 420809 7	Project Description: I-595/SR-862/P3 FROM E. OF I-75 TO W. OF I-95	*SIS*
District: 04	County: BROWARD	Type of Work: ADD LANES & RECONSTRUCT
Roadway ID: 86095000	Beginning Section: .592	Project Length: 9.815
	Ending Section: 10.407	Lanes Existing/Improved/Added: 5/ 5/ 3
CONSTRUCTION / MANAGED BY FDOT		
-TOTAL OUTSIDE YEARS	1,754,000	0 0 0 0 0 0 0 1,754,000
Item 420809 7	1,754,000	0 0 0 0 0 0 0 1,754,000
Totals:		
Item Number: 420809 8	Project Description: I-595/SR-862/P3 FROM E OF I-75 TO W. OF I-95	*SIS* *P3*
District: 04	County: BROWARD	Type of Work: RESURFACING
Roadway ID: 86095000	Beginning Section: .592	Project Length: 9.815
	Ending Section: 10.407	Lanes Existing/Improved/Added: 5/ 5/ 0
CONSTRUCTION / MANAGED BY FDOT		
-TOTAL OUTSIDE YEARS	0	0 0 0 0 0 0 205,903,283 205,903,283
Item 420809 8	0	0 0 0 0 0 0 205,903,283 205,903,283
Totals:		
Project Total:	376,079,645	149,207,390 175,160,928 205,058,589 301,904,603 90,912,596 3,158,503,690 4,456,827,441

Fund	<2015	2015	2016	2017	2018	2019	>2019	All Years
Item Number: 421707 3	Project Description: SR-93/I-75 ML SYSTEM FR MIAMI-DADE/BROWARD CL TO S. OF MIRAMAR PARKWAY	*SIS*						
District: 04	County: BROWARD	Type of Work: ADD SPECIAL USE LANE						
Extra Description: SEGMENT B GOES WITH 421707-2 AND 421707-8								
Roadway ID: 86075000	Beginning Section: .000	Project Length: 1.080						
	Ending Section: 1.080	Lanes Existing/Improved/Added: 4/ 4/ 0						
PRELIMINARY ENGINEERING / MANAGED BY FDOT								
DDR -DISTRICT DEDICATED REVENUE	355,000	0	0	0	0	0	0	355,000
DIH -STATE IN-HOUSE PRODUCT SUPPORT	52,590	0	0	0	0	0	0	52,590
PKYI -TURNPIKE IMPROVEMENT	7,473	0	0	0	0	0	0	7,473
CONTRACT INCENTIVES / MANAGED BY FDOT								
DDR -DISTRICT DEDICATED REVENUE	0	0	0	1,375,000	0	0	0	1,375,000
ENVIRONMENTAL / MANAGED BY FDOT								
STED -2012 SB1998-STRATEGIC ECON COR	50,000	0	0	0	0	0	0	50,000
DESIGN BUILD / MANAGED BY FDOT								
ACNP -ADVANCE CONSTRUCTION NHPP	1,006,600	0	0	0	0	0	0	1,006,600
DDR -DISTRICT DEDICATED REVENUE	5,014,976	103,000	53,000	43,640	0	0	0	5,214,616
DIH -STATE IN-	123,100	0	0	0	0	0	0	123,100

HOUSE PRODUCT SUPPORT									
DS -STATE PRIMARY HIGHWAYS & PTO	8,533,407	0	0	0	0	0	0	0	8,533,407
SA -STP, ANY AREA	1,560,496	0	0	0	0	0	0	0	1,560,496
STED -2012 SB1998-STRATEGIC ECON COR	56,183,027	0	0	0	0	0	0	0	56,183,027
Item 421707 3 Totals:	72,886,669	103,000	53,000	1,418,640	0	0	0	0	74,461,309

Item Number: 421707 4 District: 04	Project Description: SR-93/I-75 ML SYSTEM FR S OF MIRAMAR PKWY INTG TO S OF SHERIDAN ST County: BROWARD	*SIS*
		Type of Work: ADD SPECIAL USE LANE

Extra Description: SEGMENT C		
Roadway ID: 86075000	Beginning Section: 1.080 Ending Section: 4.645	Project Length: 3.565 Lanes Existing/Improved/Added: 8/ 8/ 0

PRELIMINARY ENGINEERING / MANAGED BY FDOT

DIH -STATE IN-HOUSE PRODUCT SUPPORT	66,207	0	0	0	0	0	0	0	66,207
STED -2012 SB1998-STRATEGIC ECON COR	381,000	0	0	0	0	0	0	0	381,000

CONTRACT INCENTIVES / MANAGED BY FDOT

DDR -DISTRICT DEDICATED REVENUE	0	0	0	200,000	0	0	0	0	200,000
---------------------------------	---	---	---	---------	---	---	---	---	---------

ENVIRONMENTAL / MANAGED BY FDOT

STED -2012 SB1998-STRATEGIC ECON COR	50,000	0	0	0	0	0	0	0	50,000
--------------------------------------	--------	---	---	---	---	---	---	---	--------

DESIGN BUILD / MANAGED BY FDOT

ACNP -ADVANCE CONSTRUCTION NHPP	254,334	0	0	0	0	0	0	0	254,334
CIGP -COUNTY INCENTIVE GRANT PROGRAM	3,817,837	0	0	0	0	0	0	0	3,817,837
DDR -DISTRICT DEDICATED REVENUE	6,547,373	51,500	53,000	32,730	0	0	0	0	6,684,603
DIH -STATE IN-HOUSE PRODUCT SUPPORT	83,100	0	0	0	0	0	0	0	83,100
DS -STATE PRIMARY HIGHWAYS & PTO	1,350,000	0	0	0	0	0	0	0	1,350,000
HPP -HIGH PRIORITY PROJECTS	20,031	0	0	0	0	0	0	0	20,031
LF -LOCAL FUNDS	3,817,837	0	0	0	0	0	0	0	3,817,837
STED -2012 SB1998-STRATEGIC ECON COR	76,763,255	0	0	0	0	0	0	0	76,763,255
Item 421707 4 Totals:	93,150,974	51,500	53,000	232,730	0	0	0	0	93,488,204

Item Number: 421707 5 District: 04	Project Description: SR-93/I-75 ML SYSTEM FR S OF SHERIDAN ST INTRG TO N OF GRIFFIN ROAD County: BROWARD	*SIS*
		Type of Work: ADD SPECIAL USE LANE

Extra Description: SEGMENT D		
Roadway ID: 86075000	Beginning Section: 4.645 Ending Section: 8.344	Project Length: 3.699 Lanes Existing/Improved/Added: 8/ 8/ 0

PRELIMINARY ENGINEERING / MANAGED BY FDOT

DDR -DISTRICT DEDICATED REVENUE	500,000	0	0	0	0	0	0	500,000
DIH -STATE IN-HOUSE PRODUCT SUPPORT	76,361	0	0	0	0	0	0	76,361
PKYI -TURNPIKE IMPROVEMENT	14,558	0	0	0	0	0	0	14,558

RIGHT OF WAY / MANAGED BY FDOT

DDR -DISTRICT DEDICATED REVENUE	78,034	0	0	0	0	0	0	78,034
DIH -STATE IN-HOUSE PRODUCT SUPPORT	4,000	0	0	0	0	0	0	4,000

CONTRACT INCENTIVES / MANAGED BY FDOT

DDR -DISTRICT DEDICATED REVENUE	0	0	0	200,000	0	0	0	200,000
---------------------------------	---	---	---	---------	---	---	---	---------

ENVIRONMENTAL / MANAGED BY FDOT

STED -2012 SB1998-STRATEGIC ECON COR	50,000	0	0	0	0	0	0	50,000
--------------------------------------	--------	---	---	---	---	---	---	--------

DESIGN BUILD / MANAGED BY FDOT

ACNP -ADVANCE CONSTRUCTION NHPP	1,000,000	0	0	0	0	0	0	1,000,000
DDR -DISTRICT DEDICATED REVENUE	19,024,355	51,500	53,000	54,550	0	0	0	19,183,405
DIH -STATE IN-HOUSE PRODUCT SUPPORT	83,100	0	0	0	0	0	0	83,100
STED -2012 SB1998-STRATEGIC ECON COR	67,568,957	0	0	0	0	0	0	67,568,957
Item 421707 5 Totals:	88,399,365	51,500	53,000	254,550	0	0	0	88,758,415

Item Number: 421707 6 Project Description: SR-93/I-75 ML SYSTEM FR N OF GRIFFIN ROAD TO I-595 *SIS*
 District: 04 County: BROWARD Type of Work: ADD SPECIAL USE LANE
 Extra Description: SEGMENT E
 Roadway ID: 86075000 Beginning Section: 8.344 Project Length: 3.650
 Ending Section: 11.994 Lanes Existing/Improved/Added: 9/ 9/ 0

PRELIMINARY ENGINEERING / MANAGED BY FDOT

DIH -STATE IN-HOUSE PRODUCT SUPPORT	102,054	0	0	0	0	0	0	102,054
STED -2012 SB1998-STRATEGIC ECON COR	240,000	0	0	0	0	0	0	240,000

RAILROAD & UTILITES / MANAGED BY FDOT

ACNP -ADVANCE CONSTRUCTION NHPP	300,000	0	0	0	0	0	0	300,000
DS -STATE PRIMARY HIGHWAYS & PTO	6,000	0	0	0	0	0	0	6,000

CONTRACT INCENTIVES / MANAGED BY FDOT

DDR -DISTRICT DEDICATED REVENUE	0	0	0	500,000	0	0	0	500,000
---------------------------------	---	---	---	---------	---	---	---	---------

ENVIRONMENTAL / MANAGED BY FDOT

STED -2012 SB1998-STRATEGIC ECON COR	50,000	0	0	0	0	0	0	50,000
--------------------------------------	--------	---	---	---	---	---	---	--------

DESIGN BUILD / MANAGED BY FDOT

ACNP -ADVANCE CONSTRUCTION NHPP	1,000,000	0	0	0	0	0	0	1,000,000
DDR -DISTRICT DEDICATED REVENUE	1,000,001	0	0	0	0	0	0	1,000,001
DIH -STATE IN-HOUSE PRODUCT SUPPORT	100,000	0	0	0	0	0	0	100,000
STED -2012 SB1998-STRATEGIC ECON COR	80,238,972	0	0	0	0	0	0	80,238,972
Item 421707 6 Totals:	83,037,027	0	0	500,000	0	0	0	83,537,027

Item Number: 421707 7 District: 04	Project Description: SR-93/I-75 ML SYSTEM FROM MD/BROW COUNTYLINE TO I-595 County: BROWARD	*SIS*	Type of Work: ITS COMMUNICATION SYSTEM
Extra Description: ITS SYSTEM INTEGRATOR FOR THE I-75 MANAGED LANES GOES WITH 421707-9			
Roadway ID: 86075000	Beginning Section: .000 Ending Section: 11.994	Project Length: 11.994 Lanes Existing/Improved/Added: 8/ 8/ 0	

PRELIMINARY ENGINEERING / MANAGED BY FDOT								
DDR -DISTRICT DEDICATED REVENUE	0	26,000	0	0	0	0	0	26,000
DIH -STATE IN-HOUSE PRODUCT SUPPORT	10,000	0	0	0	0	0	0	10,000
STED -2012 SB1998-STRATEGIC ECON COR	0	39,000	0	0	0	0	0	39,000

DESIGN BUILD / MANAGED BY FDOT								
DDR -DISTRICT DEDICATED REVENUE	0	5,069,790	0	0	0	0	0	5,069,790
DIH -STATE IN-HOUSE PRODUCT SUPPORT	0	103,000	0	0	0	0	0	103,000
DS -STATE PRIMARY HIGHWAYS & PTO	0	608,214	0	0	0	0	0	608,214
Item 421707 7 Totals:	10,000	5,846,004	0	0	0	0	0	5,856,004
Project Total:	337,484,035	6,052,004	159,000	2,405,920	0	0	0	346,100,959

Fund	<2015	2015	2016	2017	2018	2019	>2019	All Years
Item Number: 421854 1 District: 04	Project Description: I-595/SR-862 FROM E. OF NOB HILL ROAD TO E. OF UNIVERSITY DRIVE County: BROWARD		*SIS*			Type of Work: RIGHT OF WAY - FUTURE CAPACITY		
Roadway ID: 86095000	Beginning Section: 3.419 Ending Section: 6.252		Project Length: 2.833 Lanes Existing/Improved/Added: 0/ 0/ 0					
RIGHT OF WAY / MANAGED BY FDOT								
-TOTAL OUTSIDE YEARS	23,055,797	0	0	0	0	0	0	23,055,797
Item 421854 1 Totals:	23,055,797	0	0	0	0	0	0	23,055,797
Item Number: 421854 2 District: 04	Project Description: I-595/SR862/P3/R/W FROM I-75 TO W. OF I-95 County: BROWARD		*SIS*			Type of Work: RIGHT OF WAY - FUTURE CAPACITY		
Extra Description: ONLY FOR INTERSECTION WORK ALONG CORRIDOR								
Roadway ID: 86095000	Beginning Section: .592 Ending Section: 10.407		Project Length: 9.815 Lanes Existing/Improved/Added: 4/ 4/ 2					
RIGHT OF WAY / MANAGED BY FDOT								

BNIR - INTRASTATE R/W & BRIDGE BONDS	0	775,624	0	0	0	0	0	775,624
DDR - DISTRICT DEDICATED REVENUE	332,703	0	0	0	0	0	0	332,703
DIH - STATE IN-HOUSE PRODUCT SUPPORT	733,000	0	0	0	0	0	0	733,000
DIS - STRATEGIC INTERMODAL SYSTEM	457,018	0	0	0	0	0	0	457,018
DS - STATE PRIMARY HIGHWAYS & PTO	77,772	0	0	0	0	0	0	77,772
EB - EQUITY BONUS	175	0	0	0	0	0	0	175
GMR - GROWTH MANAGEMENT FOR SIS	1,160,273	0	0	0	0	0	0	1,160,273
NHAC - NH (AC/REGULAR)	5,473,625	0	0	0	0	0	0	5,473,625
Item 421854 2	8,234,566	775,624	0	0	0	0	0	9,010,190
Totals:								
Project Total:	31,290,363	775,624	0	0	0	0	0	32,065,987

Fund	<2015	2015	2016	2017	2018	2019	>2019	All Years
Item Number: 422332 1 Project Description: I-95/595/75/SIRV SEVERE INCIDENT RESPONSE VEHICLE *SIS* District: 04 County: BROWARD Type of Work: OTHER ITS								
OPERATIONS / MANAGED BY FDOT								
-TOTAL OUTSIDE YEARS	2,463,054	0	0	0	0	0	0	2,463,054
Item 422332 1	2,463,054	0	0	0	0	0	0	2,463,054
Totals:								
Item Number: 422332 2 Project Description: I-95/595/75/SIRV SEVERE INCIDENT RESPONSE VEHICLE *SIS* District: 04 County: BROWARD Type of Work: OTHER ITS Extra Description: SEVERE INCIDENT RESPONSE VEHICLE(SIRV) SPECIAL VEHICLE FOR RESPONDING TO MAJOR FREEWAY INCIDENTS								
OPERATIONS / MANAGED BY FDOT								
DDR - DISTRICT DEDICATED REVENUE	2,408,000	761,000	761,000	0	0	0	0	3,930,000
Item 422332 2	2,408,000	761,000	761,000	0	0	0	0	3,930,000
Totals:								
Item Number: 422332 3 Project Description: I-95/595/75/SIRV SEVERE INCIDENT RESPONSE VEHICLE *SIS* District: 04 County: BROWARD Type of Work: OTHER ITS Extra Description: SEVERE INCIDENT RESPONSE VEHICLE(SIRV) SPECIAL VEHICLE FOR RESPONDING TO MAJOR FREEWAY INCIDENTS								
OPERATIONS / MANAGED BY FDOT								
DDR - DISTRICT DEDICATED REVENUE	0	0	0	1,211,000	1,211,000	761,000	1,522,000	4,705,000
Item 422332 3	0	0	0	1,211,000	1,211,000	761,000	1,522,000	4,705,000
Totals:								
Project Total:	4,871,054	761,000	761,000	1,211,000	1,211,000	761,000	1,522,000	11,098,054

Fund	<2015	2015	2016	2017	2018	2019	>2019	All Years
Item Number: 423469 1 Project Description: SUNRISE KEY BLVD BRIDGE# 865725 OVER KAREN CANAL *NON-SIS* District: 04 County: BROWARD Type of Work: BRIDGE REPLACEMENT								
Extra Description: S/W RANK 49/ DESIGN BUILD; G/W LEAD PROJ 230717-2 NEW BRDG NO = 865784								
Roadway ID: 86000000			Beginning Section: .000			Project Length: .067		
			Ending Section: .067			Lanes Existing/Improved/Added: 2/ 0/ 0		
P D & E / MANAGED BY FDOT								

BRTZ -FED BRIDGE REPL - OFF SYSTEM	60,047	0	0	0	0	0	0	60,047
PRELIMINARY ENGINEERING / MANAGED BY FDOT								
BRTZ -FED BRIDGE REPL - OFF SYSTEM	133,793	0	0	0	0	0	0	133,793
RIGHT OF WAY / MANAGED BY FDOT								
EB -EQUITY BONUS	118,929	0	0	0	0	0	0	118,929
SA -STP, ANY AREA	185,377	170,098	0	0	0	0	0	355,475
ENVIRONMENTAL / MANAGED BY FDOT								
DS -STATE PRIMARY HIGHWAYS & PTO	4,348	0	0	0	0	0	0	4,348
DESIGN BUILD / MANAGED BY FDOT								
ACSA -ADVANCE CONSTRUCTION (SA)	9,005	0	0	0	0	0	0	9,005
BRTZ -FED BRIDGE REPL - OFF SYSTEM	2,119,026	0	0	0	0	0	0	2,119,026
DDR -DISTRICT DEDICATED REVENUE	14,823	0	0	0	0	0	0	14,823
EB -EQUITY BONUS	2,078	0	0	0	0	0	0	2,078
Item 423469 1 Totals:	2,647,426	170,098	0	0	0	0	0	2,817,524
Project Total:	2,647,426	170,098	0	0	0	0	0	2,817,524

Fund	<2015	2015	2016	2017	2018	2019	>2019	All Years
Item Number: 423976 3 Project Description: I-595/SR-862/P3 BCT PURCHASE BUSES AND OPERATIONS *SIS* District: 04 County: BROWARD Type of Work: INTERMODAL HUB CAPACITY								
RIGHT OF WAY / MANAGED BY FDOT								
-TOTAL OUTSIDE YEARS	5,070	0	0	0	0	0	0	5,070
Item 423976 3 Totals:	5,070	0	0	0	0	0	0	5,070
Project Total:	5,070	0	0	0	0	0	0	5,070

Fund	<2015	2015	2016	2017	2018	2019	>2019	All Years
Item Number: 424736 1 Project Description: I-595/P3 CONTINGENCY BOX *SIS* *P3* District: 04 County: BROWARD Type of Work: FUNDING ACTION								
Extra Description: CONTINGENCY BOX FOR I-595/P3								
PRELIMINARY ENGINEERING / MANAGED BY FDOT								
ACNP -ADVANCE CONSTRUCTION NHPP	770,595	0	0	0	0	0	0	770,595
DDR -DISTRICT DEDICATED REVENUE	102,032	0	0	0	0	0	0	102,032
DS -STATE PRIMARY HIGHWAYS & PTO	3,979	0	0	0	0	0	0	3,979
GMR -GROWTH MANAGEMENT FOR SIS	1,724,324	0	0	0	0	0	0	1,724,324
RIGHT OF WAY / MANAGED BY FDOT								
ACNP -ADVANCE CONSTRUCTION NHPP	2,387	0	0	0	0	0	0	2,387

Fund	<2015	2015	2016	2017	2018	2019	>2019	All Years
Item Number: 425935 1 Project Description: SR-A1A BRDG #860011 OVER HILLSBORO INLET *NON-SIS* District: 04 County: BROWARD Type of Work: BRIDGE-REPAIR/REHABILITATION								
Extra Description: PAINTING, NEW DECKING, TRUNNION REHABILITATION; BRIDGE NO. 860011; 52-02: LF W/CITY OF POMPANO BEACH FOR ADTNL. BRIDGE WORK (STEEL WYOMING RAILING, BAREFOOT MAIL MONUMENT,ETC) CK#816954 REC'D 10/31/13 FR CI OF POMPANO BCH FOR 1,131,905 CK#816697 REC'D 10/31/13 FR CI OF POMPANO BCH FOR 80K (BOND)								
Roadway ID: 86050000			Beginning Section: 12.045		Ending Section: 12.108		Project Length: .063	
							Lanes Existing/Improved/Added: 2/ 0/ 0	
PRELIMINARY ENGINEERING / MANAGED BY FDOT								
BRRP -STATE BRIDGE REPAIR & REHAB	528,932	0	0	0	0	0	0	528,932
DIH -STATE IN-HOUSE PRODUCT SUPPORT	95,611	0	0	0	0	0	0	95,611
CONSTRUCTION / MANAGED BY FDOT								
BRRP -STATE BRIDGE REPAIR & REHAB	5,721,560	0	0	0	0	0	0	5,721,560
DIH -STATE IN-HOUSE PRODUCT SUPPORT	90,019	0	0	0	0	0	0	90,019
DS -STATE PRIMARY HIGHWAYS & PTO	1,273,848	0	0	0	0	0	0	1,273,848
LF -LOCAL FUNDS	1,096,860	0	0	0	0	0	0	1,096,860
CONTRACT INCENTIVES / MANAGED BY FDOT								
DDR -DISTRICT DEDICATED REVENUE	0	0	372,171	0	0	0	0	372,171
ENVIRONMENTAL / MANAGED BY FDOT								
DDR -DISTRICT DEDICATED REVENUE	22,683	0	0	0	0	0	0	22,683
DS -STATE PRIMARY HIGHWAYS & PTO	250	0	0	0	0	0	0	250
Item 425935 1 Totals:	8,829,763	0	372,171	0	0	0	0	9,201,934
Project Total:	8,829,763	0	372,171	0	0	0	0	9,201,934

Fund	<2015	2015	2016	2017	2018	2019	>2019	All Years
Item Number: 426016 1 Project Description: SR-816/OAKLAND PK BL CORRIDOR STUDY BY FL. ATLANTIC *NON-SIS* District: 04 County: BROWARD Type of Work: TRANSPORTATION PLANNING								
Roadway ID: 86090000			Beginning Section: 4.335		Ending Section: 7.775		Project Length: 3.440	
							Lanes Existing/Improved/Added: 6/ 0/ 0	
PLANNING / RESPONSIBLE AGENCY NOT AVAILABLE								
-TOTAL OUTSIDE YEARS	123,325	0	0	0	0	0	0	123,325
Item 426016 1 Totals:	123,325	0	0	0	0	0	0	123,325
Item Number: 426016 2 Project Description: COUNTYWIDE CORRIDOR STUDIES BROWARD CO. MPO *NON-SIS* District: 04 County: BROWARD Type of Work: TRANSPORTATION PLANNING								
Extra Description: JPA WITH BROWARD COUNTY MPO - CONGESTION MANAGEMENT/ LIVABILITY STUDY								
PLANNING / RESPONSIBLE AGENCY NOT AVAILABLE								
D - UNRESTRICTED STATE PRIMARY	337,000	150,000	150,000	150,000	0	0	0	787,000
DU -STATE PRIMARY/FEDERAL REIMB	261,600	0	0	0	0	0	0	261,600

Item 426016 2	598,600	150,000	150,000	150,000	0	0	0	1,048,600
Totals:								
Project Total:	721,925	150,000	150,000	150,000	0	0	0	1,171,925

Fund	<2015	2015	2016	2017	2018	2019	>2019	All Years
Item 427004 1 Project: SR-870/COMMERCIAL BL FR W OF WHITE OAK LANE TO EAST OF NW 49TH *NON-SIS* Number: Description: AVE District: 04 County: BROWARD Type of Work: RESURFACING								
Roadway ID: 86014000		Beginning Section: 1.180		Project Length: 1.150				
		Ending Section: 2.330		Lanes Existing/Improved/Added: 6/ 6/ 0				
PRELIMINARY ENGINEERING / MANAGED BY FDOT								
-TOTAL OUTSIDE YEARS	536,644	0	0	0	0	0	0	536,644
CONSTRUCTION / MANAGED BY FDOT								
-TOTAL OUTSIDE YEARS	1,669,062	0	0	0	0	0	0	1,669,062
Item 427004 1	2,205,706	0	0	0	0	0	0	2,205,706
Totals:								
Item Number: 427004 2 Project Description: SR-870/COMMERCIAL BL @ ROCK ISLAND ROAD *NON-SIS* District: 04 County: BROWARD Type of Work: INTERSECTION IMPROVEMENT								
Extra Description: PE IS ON SEGMENT 1 B/C RATIO=8.9								
Roadway ID: 86014000		Beginning Section: 1.970		Project Length: .060				
		Ending Section: 2.030		Lanes Existing/Improved/Added: 6/ 0/ 0				
RIGHT OF WAY / MANAGED BY FDOT								
DDR -DISTRICT DEDICATED REVENUE	42,774	0	0	0	0	0	0	42,774
DIH -STATE IN-HOUSE PRODUCT SUPPORT	12,000	0	0	0	0	0	0	12,000
RAILROAD & UTILITES / MANAGED BY FDOT								
DS -STATE PRIMARY HIGHWAYS & PTO	24,000	0	0	0	0	0	0	24,000
CONSTRUCTION / MANAGED BY FDOT								
DDR -DISTRICT DEDICATED REVENUE	0	57,530	0	0	0	0	0	57,530
HSP -SAFETY (HIWAY SAFETY PROGRAM)	0	325,536	0	0	0	0	0	325,536
SA -STP, ANY AREA	0	30,542	0	0	0	0	0	30,542
Item 427004 2	78,774	413,608	0	0	0	0	0	492,382
Totals:								
Project Total:	2,284,480	413,608	0	0	0	0	0	2,698,088

Fund	<2015	2015	2016	2017	2018	2019	>2019	All Years
Item Number: 427011 1 Project Description: SR-811/DIXIE HWY @ MCNAB RD AND 3RD STREET *NON-SIS* District: 04 County: BROWARD Type of Work: TRAFFIC SIGNAL UPDATE								
Roadway ID: 86170000		Beginning Section: 5.445		Project Length: 1.172				
		Ending Section: 6.617		Lanes Existing/Improved/Added: 3/ 3/ 0				
PRELIMINARY ENGINEERING / MANAGED BY FDOT								
-TOTAL OUTSIDE YEARS	272,160	0	0	0	0	0	0	272,160
CONSTRUCTION / MANAGED BY FDOT								
-TOTAL OUTSIDE YEARS	741,714	0	0	0	0	0	0	741,714
ENVIRONMENTAL / MANAGED BY FDOT								
-TOTAL OUTSIDE	27,374	0	0	0	0	0	0	27,374

YEARS									
Item 427011 1	1,041,248	0	0	0	0	0	0	0	1,041,248
Totals:									
Item Number: 427011 2	Project Description: SR-811/DIXIE HWY FROM S. OF MCNAB RD TO S OF ATLANTIC BLVD						*NON-SIS*		
District: 04	County: BROWARD						Type of Work: RESURFACING		
Extra Description: NB DIXIE FROM MCNAB RD (5.545) TO SW 2D ST (6.776), SB DIXIE FROM SW 2D ST (0.000) TO S OF MCNAB RD (1.340), NB & SB DIXIE FROM SW 2D ST (6.776) TO S OF ATLANTIC BLVD (6.920)									
Roadway ID: 86170000	Beginning Section: 5.445			Project Length: 2.811					
	Ending Section: 6.920			Lanes Existing/Improved/Added: 3/ 3/ 0					
PRELIMINARY ENGINEERING / MANAGED BY FDOT									
DIH -STATE IN-HOUSE PRODUCT SUPPORT	30,000	0	0	0	0	0	0	0	30,000
RAILROAD & UTILITES / MANAGED BY FDOT									
DDR -DISTRICT DEDICATED REVENUE	0	15,000	0	0	0	0	0	0	15,000
CONSTRUCTION / MANAGED BY FDOT									
DDR -DISTRICT DEDICATED REVENUE	0	0	1,648,403	0	0	0	0	0	1,648,403
DIH -STATE IN-HOUSE PRODUCT SUPPORT	0	0	10,600	0	0	0	0	0	10,600
Item 427011 2	30,000	15,000	1,659,003	0	0	0	0	0	1,704,003
Totals:									
Project Total:	1,071,248	15,000	1,659,003	0	0	0	0	0	2,745,251

Fund	<2015	2015	2016	2017	2018	2019	>2019	All Years	
Item Number: 427012 1	Project Description: SR-823/FLAMINGO RD FROM N. OF SR818/GRIFFIN ROAD TO S. OF SR-84						*NON-SIS*		
District: 04	County: BROWARD						Type of Work: RESURFACING		
Roadway ID: 86190000	Beginning Section: 7.599			Project Length: 3.234					
	Ending Section: 10.833			Lanes Existing/Improved/Added: 3/ 3/ 0					
PRELIMINARY ENGINEERING / MANAGED BY FDOT									
DDR -DISTRICT DEDICATED REVENUE	786,493	0	0	0	0	0	0	786,493	
DIH -STATE IN-HOUSE PRODUCT SUPPORT	92,470	0	0	0	0	0	0	92,470	
CONSTRUCTION / MANAGED BY FDOT									
DDR -DISTRICT DEDICATED REVENUE	0	0	3,969,598	0	0	0	0	3,969,598	
SA -STP, ANY AREA	0	0	1,224,182	0	0	0	0	1,224,182	
ENVIRONMENTAL / MANAGED BY FDOT									
DDR -DISTRICT DEDICATED REVENUE	6,035	0	0	0	0	0	0	6,035	
Item 427012 1	884,998	0	5,193,780	0	0	0	0	6,078,778	
Totals:									
Item Number: 427012 2	Project Description: SR-823/FLAMINGO RD @ SW 8TH STREET						*NON-SIS*		
District: 04	County: BROWARD						Type of Work: SAFETY PROJECT		
Roadway ID: 86190000	Beginning Section: 10.431			Project Length: .159					
	Ending Section: 10.590			Lanes Existing/Improved/Added: 6/ 0/ 0					
PRELIMINARY ENGINEERING / MANAGED BY FDOT									
-TOTAL OUTSIDE YEARS	37,576	0	0	0	0	0	0	37,576	
RAILROAD & UTILITES / MANAGED BY FDOT									
-TOTAL OUTSIDE YEARS	1,605	0	0	0	0	0	0	1,605	
CONSTRUCTION / MANAGED BY FDOT									

-TOTAL OUTSIDE YEARS	689,298	0	0	0	0	0	0	689,298
Item 427012 2	728,479	0	0	0	0	0	0	728,479
Totals:								
Project Total:	1,613,477	0	5,193,780	0	0	0	0	6,807,257

Fund	<2015	2015	2016	2017	2018	2019	>2019	All Years
Item Number: 427801 1 Project Description: BROWARD COUNTY JPA SIGNAL MAINTENANCE & OPS ON SHS *NON-SIS*								
District: 04 County: BROWARD Type of Work: TRAFFIC SIGNALS								
Extra Description: BROWARD COUNTY JPA FOR SIGNAL MAINTENANCE AND OPERATIONS ON SHS								
OPERATIONS / MANAGED BY BROWARD COUNTY BOCC								
DDR -DISTRICT DEDICATED REVENUE	5,212,254	1,407,800	0	0	0	0	0	6,620,054
DITS -STATEWIDE ITS - STATE 100%.	0	23,908	0	0	0	0	0	23,908
DS -STATE PRIMARY HIGHWAYS & PTO	0	13,275	0	0	0	0	0	13,275
Item 427801 1	5,212,254	1,444,983	0	0	0	0	0	6,657,237
Totals:								
Item Number: 427801 2 Project Description: BROWARD COUNTY JPA SIGNAL MAINTENANCE & OPS ON SHS *NON-SIS*								
District: 04 County: BROWARD Type of Work: TRAFFIC SIGNALS								
Extra Description: BROWARD COUNTY JPA FOR SIGNAL MAINTENAMCE AND OPERATIONS ON SHS								
OPERATIONS / MANAGED BY BROWARD COUNTY BOCC								
DDR -DISTRICT DEDICATED REVENUE	0	0	1,450,000	1,493,600	1,538,400	1,584,600	0	6,066,600
Item 427801 2	0	0	1,450,000	1,493,600	1,538,400	1,584,600	0	6,066,600
Totals:								
Project Total:	5,212,254	1,444,983	1,450,000	1,493,600	1,538,400	1,584,600	0	12,723,837

Fund	<2015	2015	2016	2017	2018	2019	>2019	All Years
Item Number: 427973 1 Project Description: I-595 SOFTWARE SUPPORT *SIS*								
District: 04 County: BROWARD Type of Work: OTHER ITS								
Extra Description: PROJECT REQUESTED BY CENTRAL OFFICE; RELATED TO C/O PROJECT #								
PRELIMINARY ENGINEERING / MANAGED BY FDOT								
DITS -STATEWIDE ITS - STATE 100%.	100,000	0	0	0	0	0	0	100,000
DS -STATE PRIMARY HIGHWAYS & PTO	399,999	100,000	100,000	100,000	100,000	100,000	200,000	1,099,999
Item 427973 1	499,999	100,000	100,000	100,000	100,000	100,000	200,000	1,199,999
Totals:								
Project Total:	499,999	100,000	100,000	100,000	100,000	100,000	200,000	1,199,999

Fund	<2015	2015	2016	2017	2018	2019	>2019	All Years
Item Number: 428009 1 Project Description: SR-9/I-95 FROM MIAMI-DADE/BROW CL TO DAVIE BLVD. *SIS*								
District: 04 County: BROWARD Type of Work: ITS COMMUNICATION SYSTEM								
Roadway ID: 86070000 Beginning Section: .508 Project Length: 10.655								
Ending Section: 4.350 Lanes Existing/Improved/Added: 5/ 5/ 0								
PRELIMINARY ENGINEERING / MANAGED BY FDOT								
DDR -DISTRICT DEDICATED REVENUE	565,702	0	0	0	0	0	0	565,702
DIH -STATE IN-HOUSE PRODUCT SUPPORT	2,000	0	0	0	0	0	0	2,000
DS -STATE	0	125,000	0	0	0	0	0	125,000

PRIMARY HIGHWAYS & PTO									
RAILROAD & UTILITES / MANAGED BY FDOT									
DS -STATE PRIMARY HIGHWAYS & PTO	0	25,000	0	0	0	0	0	0	25,000
DESIGN BUILD / MANAGED BY FDOT									
DDR -DISTRICT DEDICATED REVENUE	0	2,133,778	0	0	0	0	0	0	2,133,778
DIH -STATE IN-HOUSE PRODUCT SUPPORT	0	51,500	0	0	0	0	0	0	51,500
DS -STATE PRIMARY HIGHWAYS & PTO	0	964,452	0	0	0	0	0	0	964,452
Item 428009 1 Totals:	567,702	3,299,730	0	0	0	0	0	0	3,867,432
Item Number: 428009 2 Project Description: SR-9/I-95 FROM BROWARD BLVD. TO ATLANTIC BLVD. *SIS* District: 04 County: BROWARD Type of Work: ITS COMMUNICATION SYSTEM									
Roadway ID: 86070038 Beginning Section: .000 Project Length: 3.303 Ending Section: .838 Lanes Existing/Improved/Added: 2/ 2/ 0									
PRELIMINARY ENGINEERING / MANAGED BY FDOT									
DS -STATE PRIMARY HIGHWAYS & PTO	0	100,000	0	0	0	0	0	0	100,000
RAILROAD & UTILITES / MANAGED BY FDOT									
DS -STATE PRIMARY HIGHWAYS & PTO	0	25,000	0	0	0	0	0	0	25,000
DESIGN BUILD / MANAGED BY FDOT									
DIH -STATE IN-HOUSE PRODUCT SUPPORT	0	51,500	0	0	0	0	0	0	51,500
DS -STATE PRIMARY HIGHWAYS & PTO	0	2,380,400	0	0	0	0	0	0	2,380,400
Item 428009 2 Totals:	0	2,556,900	0	0	0	0	0	0	2,556,900
Project Total:	567,702	5,856,630	0	0	0	0	0	0	6,424,332

Fund	<2015	2015	2016	2017	2018	2019	>2019	All Years
Item 428024 1 Project SR-842/BROWARD BLVD FROM PINE ISLAND ROAD @ BUS TERMIAL *NON-SIS* Number: Description: TO W. OF I-95 District: 04 County: BROWARD Type of Work: URBAN CORRIDOR IMPROVEMENTS								
Extra Description: TRANSIT IMPROVEMENTS; 2013 MPO PRIORITY #4 RAPID BUS; CONSTRUCTION RESERVE BOX 430939-1								
Roadway ID: 86006000 Beginning Section: .390 Project Length: 4.629 Ending Section: 5.019 Lanes Existing/Improved/Added: 6/ 0/ 0								
PLANNING / MANAGED BY FDOT								
D - UNRESTRICTED STATE PRIMARY	5,614	0	0	0	0	0	0	5,614
DDR -DISTRICT DEDICATED REVENUE	446,807	0	0	0	0	0	0	446,807
PRELIMINARY ENGINEERING / MANAGED BY FDOT								
DIH -STATE IN-HOUSE PRODUCT SUPPORT	10,119	0	0	0	0	0	0	10,119
SU -STP, URBAN AREAS > 200K	1,104,087	0	0	0	0	0	0	1,104,087
CONSTRUCTION / MANAGED BY FDOT								
SU -STP, URBAN	0	0	2,300,925	0	0	0	0	2,300,925

AREAS > 200K									
Item 428024 1	1,566,627	0	2,300,925	0	0	0	0	0	3,867,552
Totals:									
Project Total:	1,566,627	0	2,300,925	0	0	0	0	0	3,867,552

Fund	<2015	2015	2016	2017	2018	2019	>2019	All Years
Item Number: 428592 1 Project Description: SR-862/I-595 BRIDGE # 860538 FROM E.B. I-595 RAMP TO N.B. I-95 *SIS* District: 04 County: BROWARD Type of Work: BRIDGE REHABILITATION								
Roadway ID: 86095062 Beginning Section: .000 Project Length: .774 Ending Section: .774 Lanes Existing/Improved/Added: 2/ 0/ 0								
PRELIMINARY ENGINEERING / MANAGED BY FDOT								
DIH -STATE IN-HOUSE PRODUCT SUPPORT	5,000	0	0	0	0	0	0	5,000
CONSTRUCTION / MANAGED BY FDOT								
BRRP -STATE BRIDGE REPAIR & REHAB	0	0	0	0	0	12,219,862	0	12,219,862
DIH -STATE IN-HOUSE PRODUCT SUPPORT	0	0	0	0	0	5,775	0	5,775
Item 428592 1	5,000	0	0	0	0	12,225,637	0	12,230,637
Totals:								
Project Total:	5,000	0	0	0	0	12,225,637	0	12,230,637

Fund	<2015	2015	2016	2017	2018	2019	>2019	All Years
Item Number: 428593 1 Project Description: SR-842/BROWARD BLVD FROM WEST OF I-95 TO WEST IF 18TH AVE *SIS* District: 04 County: BROWARD Type of Work: BRIDGE REHABILITATION								
Extra Description: REPLACE EXISTING BRIDGE HANDRAILS WITH CRASH TESTED BARRIER LET WITH 428724-1 & 429958-1 Roadway ID: 86006000 Beginning Section: 5.019 Project Length: .366 Ending Section: 5.385 Lanes Existing/Improved/Added: 6/ 0/ 0								
PRELIMINARY ENGINEERING / MANAGED BY FDOT								
BRRP -STATE BRIDGE REPAIR & REHAB	138,433	0	0	0	0	0	0	138,433
DIH -STATE IN-HOUSE PRODUCT SUPPORT	3,293	0	0	0	0	0	0	3,293
RAILROAD & UTILITES / MANAGED BY FDOT								
BRRP -STATE BRIDGE REPAIR & REHAB	20,000	150,000	0	0	0	0	0	170,000
CONSTRUCTION / MANAGED BY FDOT								
BRRP -STATE BRIDGE REPAIR & REHAB	0	0	1,497,019	0	0	0	0	1,497,019
DIH -STATE IN-HOUSE PRODUCT SUPPORT	0	0	5,300	0	0	0	0	5,300
Item 428593 1	161,726	150,000	1,502,319	0	0	0	0	1,814,045
Totals:								
Project Total:	161,726	150,000	1,502,319	0	0	0	0	1,814,045

Fund	<2015	2015	2016	2017	2018	2019	>2019	All Years
Item Number: 428724 1 Project Description: SR-842/BROWARD BLVD FROM 15TH AVENUE TO SR-5/US-1 *SIS* District: 04 County: BROWARD Type of Work: RESURFACING								
Extra Description: PROJECT LET WITH 429958-1 & 428593-1 Roadway ID: 86006000 Beginning Section: 5.664 Project Length: 1.562								

PRELIMINARY ENGINEERING / MANAGED BY FDOT								
DDR -DISTRICT DEDICATED REVENUE	599,457	0	0	0	0	0	0	599,457
DIH -STATE IN-HOUSE PRODUCT SUPPORT	68,323	0	0	0	0	0	0	68,323
DS -STATE PRIMARY HIGHWAYS & PTO	450,000	0	0	0	0	0	0	450,000
RAILROAD & UTILITES / MANAGED BY FDOT								
DDR -DISTRICT DEDICATED REVENUE	0	5,000	0	0	0	0	0	5,000
DS -STATE PRIMARY HIGHWAYS & PTO	0	5,000	0	0	0	0	0	5,000
CONSTRUCTION / MANAGED BY FDOT								
NHRE -NAT HWY PERFORM - RESURFACING	0	0	1,526,938	0	0	0	0	1,526,938
SA -STP, ANY AREA	0	0	711,898	0	0	0	0	711,898
SU -STP, URBAN AREAS > 200K	0	0	237,073	0	0	0	0	237,073
ENVIRONMENTAL / MANAGED BY FDOT								
DS -STATE PRIMARY HIGHWAYS & PTO	6,059	0	0	0	0	0	0	6,059
Item 428724 1 Totals:	1,123,839	10,000	2,475,909	0	0	0	0	3,609,748
Project Total:	1,123,839	10,000	2,475,909	0	0	0	0	3,609,748

Fund	<2015	2015	2016	2017	2018	2019	>2019	All Years
Item Number: 428725 1 Project Description: SR-848/ STIRLING RD FROM E OF UNIVERSITY DR. TO EAST OF SR-7/US-441 *NON-SIS*								
District: 04 County: BROWARD Type of Work: RESURFACING								
Roadway ID: 86016000 Beginning Section: .018 Project Length: 2.717								
Ending Section: 2.735 Lanes Existing/Improved/Added: 6/ 6/ 0								
PRELIMINARY ENGINEERING / MANAGED BY FDOT								
DDR -DISTRICT DEDICATED REVENUE	486,003	0	0	0	0	0	0	486,003
DIH -STATE IN-HOUSE PRODUCT SUPPORT	26,044	0	0	0	0	0	0	26,044
HSP -SAFETY (HIWAY SAFETY PROGRAM)	0	178,687	0	0	0	0	0	178,687
CONSTRUCTION / MANAGED BY FDOT								
DDR -DISTRICT DEDICATED REVENUE	0	0	0	359,427	0	0	0	359,427
DS -STATE PRIMARY HIGHWAYS & PTO	0	0	0	2,357,554	0	0	0	2,357,554
HSP -SAFETY (HIWAY SAFETY PROGRAM)	0	0	0	1,049,787	0	0	0	1,049,787
SA -STP, ANY AREA	0	0	0	520,237	0	0	0	520,237
Item 428725 1 Totals:	512,047	178,687	0	4,287,005	0	0	0	4,977,739
Project Total:	512,047	178,687	0	4,287,005	0	0	0	4,977,739

Fund	<2015	2015	2016	2017	2018	2019	>2019	All Years
Item Number: 428726 1 Project Description: SR-5/US-1 FROM BROWARD BLVD TO NE 17TH WAY *NON-SIS* District: 04 County: BROWARD Type of Work: RESURFACING Roadway ID: 86020000 Beginning Section: .012 Project Length: 1.801 Ending Section: 1.813 Lanes Existing/Improved/Added: 6/ 6/ 0								
PRELIMINARY ENGINEERING / MANAGED BY FDOT								
DDR -DISTRICT DEDICATED REVENUE	737,794	0	0	0	0	0	0	737,794
DIH -STATE IN-HOUSE PRODUCT SUPPORT	78,275	0	0	0	0	0	0	78,275
DS -STATE PRIMARY HIGHWAYS & PTO	129,004	0	0	0	0	0	0	129,004
RIGHT OF WAY / MANAGED BY FDOT								
DIH -STATE IN-HOUSE PRODUCT SUPPORT	36,000	0	0	0	0	0	0	36,000
CONSTRUCTION / MANAGED BY FDOT								
DDR -DISTRICT DEDICATED REVENUE	0	275,393	0	0	0	0	0	275,393
DS -STATE PRIMARY HIGHWAYS & PTO	0	380,390	0	0	0	0	0	380,390
NHRE -NAT HWY PERFORM - RESURFACING	0	448,269	0	0	0	0	0	448,269
SA -STP, ANY AREA	0	2,518,998	0	0	0	0	0	2,518,998
Item 428726 1 Totals:	981,073	3,623,050	0	0	0	0	0	4,604,123
Project Total:	981,073	3,623,050	0	0	0	0	0	4,604,123

Fund	<2015	2015	2016	2017	2018	2019	>2019	All Years
Item Number: 428731 1 Project Description: SR-845/POWERLINE RD FROM NORTH OF NW 19TH ST. TO NW 29TH ST *NON-SIS* District: 04 County: BROWARD Type of Work: RESURFACING Roadway ID: 86065000 Beginning Section: 1.230 Project Length: .569 Ending Section: 1.799 Lanes Existing/Improved/Added: 6/ 6/ 0								
PRELIMINARY ENGINEERING / MANAGED BY FDOT								
DDR -DISTRICT DEDICATED REVENUE	271,408	0	0	0	0	0	0	271,408
DIH -STATE IN-HOUSE PRODUCT SUPPORT	53,029	0	0	0	0	0	0	53,029
CONSTRUCTION / MANAGED BY FDOT								
DDR -DISTRICT DEDICATED REVENUE	0	0	0	287,452	0	0	0	287,452
DS -STATE PRIMARY HIGHWAYS & PTO	0	0	0	469,910	0	0	0	469,910
SA -STP, ANY AREA	0	0	0	425,683	0	0	0	425,683
SU -STP, URBAN AREAS > 200K	0	0	0	16,365	0	0	0	16,365
Item 428731 1 Totals:	324,437	0	0	1,199,410	0	0	0	1,523,847
Project Total:	324,437	0	0	1,199,410	0	0	0	1,523,847

Fund	<2015	2015	2016	2017	2018	2019	>2019	All Years
Item Number: 428732 1 Project Description: SR-816/OAKLAND PARK BLVD FROM E OF 31ST AVE. TO EAST OF I-95 *NON-SIS* District: 04 County: BROWARD Type of Work: RESURFACING								
Extra Description: B/C RATIO=10.2 APPROVED SAFETY REPORT - PROJECT REVISE EAST/WEST PROTECTED+PERMISSIVE LEFT TURN PHASE TO PROTECTED ONLY, EXTEND EASTBOUND LEFT TURN,IMPROVE DRAINAGE AT SW CORNER,SIGNING & SIGNAL TIMING IMPROVEMENTS PH57 10,000 FY2014 CSX PLANS REVIEW								
Roadway ID: 86090000			Beginning Section: 4.400		Project Length: 1.830			
			Ending Section: 6.230		Lanes Existing/Improved/Added: 6/ 6/ 0			
PRELIMINARY ENGINEERING / MANAGED BY FDOT								
DDR -DISTRICT DEDICATED REVENUE	610,301	0	0	0	0	0	0	610,301
DIH -STATE IN-HOUSE PRODUCT SUPPORT	27,015	0	0	0	0	0	0	27,015
DS -STATE PRIMARY HIGHWAYS & PTO	5,956	0	0	0	0	0	0	5,956
HSP -SAFETY (HIWAY SAFETY PROGRAM)	0	69,306	0	0	0	0	0	69,306
RAILROAD & UTILITES / MANAGED BY FDOT								
DDR -DISTRICT DEDICATED REVENUE	10,000	40,000	0	0	0	0	0	50,000
CONSTRUCTION / MANAGED BY FDOT								
DDR -DISTRICT DEDICATED REVENUE	0	0	1,853,181	0	0	0	0	1,853,181
DS -STATE PRIMARY HIGHWAYS & PTO	0	0	528,853	0	0	0	0	528,853
HSP -SAFETY (HIWAY SAFETY PROGRAM)	0	0	57,754	0	0	0	0	57,754
SA -STP, ANY AREA	0	0	495,397	0	0	0	0	495,397
Item 428732 1 Totals:	653,272	109,306	2,935,185	0	0	0	0	3,697,763
Project Total:	653,272	109,306	2,935,185	0	0	0	0	3,697,763

Fund	<2015	2015	2016	2017	2018	2019	>2019	All Years
Item Number: 428733 1 Project Description: SR-858/HALLANDALE BEACH BLVD FROM E OF SR-7 TO W OF LAKESHORE *NON-SIS* District: 04 County: BROWARD Type of Work: RESURFACING								
Roadway ID: 86200000			Beginning Section: .218		Project Length: 1.948			
			Ending Section: 2.166		Lanes Existing/Improved/Added: 4/ 4/ 0			
PRELIMINARY ENGINEERING / MANAGED BY FDOT								
DDR -DISTRICT DEDICATED REVENUE	790,442	0	0	0	0	0	0	790,442
DIH -STATE IN-HOUSE PRODUCT SUPPORT	54,252	0	0	0	0	0	0	54,252
CONSTRUCTION / MANAGED BY FDOT								
DDR -DISTRICT DEDICATED REVENUE	0	0	0	4,389,563	0	0	0	4,389,563
NHRE -NAT HWY PERFORM - RESURFACING	0	0	0	413,746	0	0	0	413,746
SA -STP, ANY AREA	0	0	0	43,640	0	0	0	43,640

SU -STP, URBAN AREAS > 200K	0	0	0	86,000	0	0	0	86,000
ENVIRONMENTAL / MANAGED BY FDOT								
DDR -DISTRICT DEDICATED REVENUE	11,909	0	0	0	0	0	0	11,909
DS -STATE PRIMARY HIGHWAYS & PTO	1,500	0	0	0	0	0	0	1,500
Item 428733 1 Totals:	858,103	0	0	4,932,949	0	0	0	5,791,052
Project Total:	858,103	0	0	4,932,949	0	0	0	5,791,052

Fund	<2015	2015	2016	2017	2018	2019	>2019	All Years
Item Number: 429249 1 District: 04	Project Description: BROWARD COUNTY PUSH BUTTON CONTRACT TRAFFIC OPS - ROADWAY County: BROWARD					*NON-SIS*	Type of Work: MISCELLANEOUS CONSTRUCTION	

CONSTRUCTION / MANAGED BY FDOT								
DIH -STATE IN-HOUSE PRODUCT SUPPORT	0	0	36,055	0	0	0	0	36,055
DS -STATE PRIMARY HIGHWAYS & PTO	0	0	1,000,000	0	0	0	0	1,000,000
Item 429249 1 Totals:	0	0	1,036,055	0	0	0	0	1,036,055

Item Number: 429249 2 District: 04	Project Description: BROWARD COUNTY PUSH BUTTON CONTRACT TRAFFIC OPS - ROADWAY County: BROWARD					*NON-SIS*	Type of Work: MISCELLANEOUS CONSTRUCTION	
---------------------------------------	---	--	--	--	--	-----------	--	--

CONSTRUCTION / MANAGED BY FDOT								
DDR -DISTRICT DEDICATED REVENUE	0	0	0	0	1,000,000	0	0	1,000,000
DIH -STATE IN-HOUSE PRODUCT SUPPORT	0	0	0	0	131,000	0	0	131,000
Item 429249 2 Totals:	0	0	0	0	1,131,000	0	0	1,131,000
Project Total:	0	0	1,036,055	0	1,131,000	0	0	2,167,055

Fund	<2015	2015	2016	2017	2018	2019	>2019	All Years
Item Number: 429279 1 District: 04	Project Description: BROWARD COUNTY PRIMARY THERMOPLASTIC STRIPING County: BROWARD					*NON-SIS*	Type of Work: SIGNING/PAVEMENT MARKINGS	

CONSTRUCTION / MANAGED BY FDOT								
-TOTAL OUTSIDE YEARS	428,521	0	0	0	0	0	0	428,521
Item 429279 1 Totals:	428,521	0	0	0	0	0	0	428,521

Item Number: 429279 2 District: 04	Project Description: BROWARD COUNTY PRIMARY THERMOPLASTIC STRIPING County: BROWARD					*NON-SIS*	Type of Work: SIGNING/PAVEMENT MARKINGS	
---------------------------------------	---	--	--	--	--	-----------	---	--

CONSTRUCTION / MANAGED BY FDOT								
DDR -DISTRICT DEDICATED REVENUE	0	300,000	0	0	0	0	0	300,000
DIH -STATE IN-HOUSE PRODUCT SUPPORT	0	13,390	0	0	0	0	0	13,390
Item 429279 2 Totals:	0	313,390	0	0	0	0	0	313,390

Item Number: 429279 3 Project Description: BROWARD COUNTY PRIMARY THERMOPLASTIC STRIPING *NON-SIS*
 District: 04 County: BROWARD Type of Work: SIGNING/PAVEMENT MARKINGS

CONSTRUCTION / MANAGED BY FDOT

DDR -DISTRICT DEDICATED REVENUE	0	0	300,000	0	0	0	0	300,000
DIH -STATE IN-HOUSE PRODUCT SUPPORT	0	0	13,780	0	0	0	0	13,780
Item 429279 3 Totals:	0	0	313,780	0	0	0	0	313,780

Item Number: 429279 4 Project Description: BROWARD COUNTY PRIMARY THERMOPLASTIC STRIPING *NON-SIS*
 District: 04 County: BROWARD Type of Work: SIGNING/PAVEMENT MARKINGS

CONSTRUCTION / MANAGED BY FDOT

DDR -DISTRICT DEDICATED REVENUE	0	0	0	300,000	0	0	0	300,000
DIH -STATE IN-HOUSE PRODUCT SUPPORT	0	0	0	15,506	0	0	0	15,506
Item 429279 4 Totals:	0	0	0	315,506	0	0	0	315,506

Item Number: 429279 5 Project Description: BROWARD COUNTY PRIMARY THERMOPLASTIC STRIPING *NON-SIS*
 District: 04 County: BROWARD Type of Work: SIGNING/PAVEMENT MARKINGS

CONSTRUCTION / MANAGED BY FDOT

DDR -DISTRICT DEDICATED REVENUE	0	0	0	0	299,999	0	0	299,999
DIH -STATE IN-HOUSE PRODUCT SUPPORT	0	0	0	0	14,586	0	0	14,586
Item 429279 5 Totals:	0	0	0	0	314,585	0	0	314,585

Item Number: 429279 6 Project Description: BROWARD COUNTY PRIMARY THERMOPLASTIC STRIPING *NON-SIS*
 District: 04 County: BROWARD Type of Work: SIGNING/PAVEMENT MARKINGS

CONSTRUCTION / MANAGED BY FDOT

DDR -DISTRICT DEDICATED REVENUE	0	0	0	0	0	300,000	0	300,000
DIH -STATE IN-HOUSE PRODUCT SUPPORT	0	0	0	0	0	15,015	0	15,015
Item 429279 6 Totals:	0	0	0	0	0	315,015	0	315,015

Project Total: 428,521 313,390 313,780 315,506 314,585 315,015 0 2,000,797

Fund	<2015	2015	2016	2017	2018	2019	>2019	All Years
------	-------	------	------	------	------	------	-------	-----------

Item Number: 429365 1 Project Description: SR-9/I-95 FR SR-858/HALLANDALE BLVD TO SR-820/HOLLYWOOD BLVD *SIS*
 District: 04 County: BROWARD Type of Work: LIGHTING

Extra Description: PROJECT'S B/C RATIO = 29.8 ENHANCE LIGHTING BY INSTALLING ADDITIONAL LUMINARIES
 Roadway ID: 86070000 Beginning Section: .463 Project Length: 2.452
 Ending Section: 2.915 Lanes Existing/Improved/Added: 10/ 0/ 0

PRELIMINARY ENGINEERING / MANAGED BY FDOT

DS -STATE PRIMARY HIGHWAYS & PTO	15,956	0	0	0	0	0	0	15,956
EB -EQUITY BONUS	5,000	0	0	0	0	0	0	5,000
HSP -SAFETY (HIWAY SAFETY PROGRAM)	268,717	0	0	0	0	0	0	268,717

CONSTRUCTION / MANAGED BY FDOT								
ACNP -ADVANCE CONSTRUCTION NHPP	0	175,100	0	0	0	0	0	175,100
HSP -SAFETY (HIWAY SAFETY PROGRAM)	0	1,266,289	0	0	0	0	0	1,266,289
Item 429365 1 Totals:	289,673	1,441,389	0	0	0	0	0	1,731,062
Project Total:	289,673	1,441,389	0	0	0	0	0	1,731,062

Fund	<2015	2015	2016	2017	2018	2019	>2019	All Years
Item Number: 429366 1 Project Description: SR-817/UNIVERSITY DR @ NOVA DRIVE *NON-SIS* District: 04 County: BROWARD Type of Work: INTERSECTION IMPROVEMENT Extra Description: MODIFY E/W LEFT TURN PHASE;REBUILD SIGNAL SYSTEM;OVERHEAD SIGNING; MODIFY LANE CONFIGURATION, & SIGNAL TIMING IMPVMTS Description: APPROVED SAFETY REPORT - PROJECT B/C RATIO IS 14.8 Roadway ID: 86220000 Beginning Section: 8.035 Project Length: .728 Ending Section: 8.463 Lanes Existing/Improved/Added: 6/ 0/ 0								

PRELIMINARY ENGINEERING / MANAGED BY FDOT								
ACSA -ADVANCE CONSTRUCTION (SA)	43,200	0	0	0	0	0	0	43,200
HSP -SAFETY (HIWAY SAFETY PROGRAM)	703,095	0	0	0	0	0	0	703,095
SA -STP, ANY AREA	16,869	0	0	0	0	0	0	16,869

RAILROAD & UTILITES / MANAGED BY FDOT								
HSP -SAFETY (HIWAY SAFETY PROGRAM)	14,262	0	0	0	0	0	0	14,262

CONSTRUCTION / MANAGED BY FDOT								
HSP -SAFETY (HIWAY SAFETY PROGRAM)	0	3,027,075	0	0	0	0	0	3,027,075
SA -STP, ANY AREA	0	77,250	0	0	0	0	0	77,250

ENVIRONMENTAL / MANAGED BY FDOT								
DDR -DISTRICT DEDICATED REVENUE	1,500	0	0	0	0	0	0	1,500
DS -STATE PRIMARY HIGHWAYS & PTO	12,342	0	0	0	0	0	0	12,342
Item 429366 1 Totals:	791,268	3,104,325	0	0	0	0	0	3,895,593
Project Total:	791,268	3,104,325	0	0	0	0	0	3,895,593

Fund	<2015	2015	2016	2017	2018	2019	>2019	All Years
Item Number: 429569 1 Project Description: SR-816/OAKLAND PARK BLVD FROM SAWGRASS EXPRESSWAY TO SR-A1A *NON-SIS* District: 04 County: BROWARD Type of Work: URBAN CORRIDOR IMPROVEMENTS Roadway ID: 86090000 Beginning Section: .000 Project Length: 13.611 Ending Section: 9.720 Lanes Existing/Improved/Added: 6/ 0/ 0								

PLANNING / MANAGED BY FDOT								
-TOTAL OUTSIDE YEARS	150,000	0	0	0	0	0	0	150,000

P D & E / MANAGED BY FDOT								
-TOTAL OUTSIDE YEARS	1,944,581	0	0	0	0	0	0	1,944,581

PRELIMINARY ENGINEERING / MANAGED BY FDOT								

-TOTAL OUTSIDE YEARS	1,005,000	0	0	0	0	0	0	1,005,000
Item 429569 1	3,099,581	0	0	0	0	0	0	3,099,581
Totals:								
Item Number: 429569 3	Project Description: SR-816/OAKLAND PARK BLVD AT SR-817/UNIVERSITY DRIVE	*NON-SIS*						
District: 04	County: BROWARD	Type of Work: URBAN CORRIDOR IMPROVEMENTS						
Roadway ID: 86090000	Beginning Section: .000	Project Length: .226						
	Ending Section: .151	Lanes Existing/Improved/Added: 3/ 0/ 0						
PRELIMINARY ENGINEERING / MANAGED BY FDOT								
DIH -STATE IN-HOUSE PRODUCT SUPPORT	0	25,000	0	0	0	0	0	25,000
DS -STATE PRIMARY HIGHWAYS & PTO	0	300,000	0	0	0	0	0	300,000
CONSTRUCTION / MANAGED BY FDOT								
DIH -STATE IN-HOUSE PRODUCT SUPPORT	0	0	53,000	0	0	0	0	53,000
DS -STATE PRIMARY HIGHWAYS & PTO	0	0	1,622,577	0	0	0	0	1,622,577
Item 429569 3	0	325,000	1,675,577	0	0	0	0	2,000,577
Totals:								
Project Total:	3,099,581	325,000	1,675,577	0	0	0	0	5,100,158

Fund	<2015	2015	2016	2017	2018	2019	>2019	All Years
Item Number: 429576 1	Project Description: SR-7/US-441, TRANSIT CORRIDOR, FROM BROWARD M/D CO LINE TO SAMPLE RD	*NON-SIS*						
District: 04	County: BROWARD	Type of Work: URBAN CORRIDOR IMPROVEMENTS						
Extra Description: 2013 MPO PRIORITY #6 CONGESTION MANAGEMENT AND TRANSIT OPERATIONAL IMPROVEMENTS RAPID BUS TRANSIT CORRIDOR	Roadway ID: 86100000	Beginning Section: .000	Project Length: 20.869					
		Ending Section: 20.869	Lanes Existing/Improved/Added: 6/ 0/ 0					
PLANNING / RESPONSIBLE AGENCY NOT AVAILABLE								
DS -STATE PRIMARY HIGHWAYS & PTO	650,000	0	0	0	0	0	0	650,000
SU -STP, URBAN AREAS > 200K	149,838	0	0	0	0	0	0	149,838
P D & E / MANAGED BY FDOT								
DDR -DISTRICT DEDICATED REVENUE	200,000	0	0	0	0	0	0	200,000
DIH -STATE IN-HOUSE PRODUCT SUPPORT	5,000	0	0	0	0	0	0	5,000
PRELIMINARY ENGINEERING / MANAGED BY FDOT								
SU -STP, URBAN AREAS > 200K	0	0	1,025,000	0	0	0	0	1,025,000
Item 429576 1	1,004,838	0	1,025,000	0	0	0	0	2,029,838
Totals:								
Project Total:	1,004,838	0	1,025,000	0	0	0	0	2,029,838

Fund	<2015	2015	2016	2017	2018	2019	>2019	All Years
Item Number: 429740 1	Project Description: SR-848/STIRLING RD @ OAKWOOD BLVD	*NON-SIS*						
District: 04	County: BROWARD	Type of Work: TRAFFIC SIGNAL UPDATE						
Extra Description: MODIFY E/W LEFT TURN PHASE TO PROTECTED-ONLY; MODIFY LANE CONFIGURATION OF SBL APPROACH; UPGRADE LIGHTING APPROVED	Description: SAFETY REPORT - PROJECT B/C RATIO IS 19.0 REPLACE STRAIN POLES W/MAST ARMS							
Roadway ID: 86016000	Beginning Section: 5.595	Project Length: .228						

PRELIMINARY ENGINEERING / MANAGED BY FDOT								
ACSA -ADVANCE CONSTRUCTION (SA)	31,254	0	0	0	0	0	0	31,254
HSP -SAFETY (HIWAY SAFETY PROGRAM)	160,021	0	0	0	0	0	0	160,021
CONSTRUCTION / MANAGED BY FDOT								
HSP -SAFETY (HIWAY SAFETY PROGRAM)	0	598,831	0	0	0	0	0	598,831
SA -STP, ANY AREA	0	99,253	0	0	0	0	0	99,253
Item 429740 1 Totals:	191,275	698,084	0	0	0	0	0	889,359
Project Total:	191,275	698,084	0	0	0	0	0	889,359

Fund	<2015	2015	2016	2017	2018	2019	>2019	All Years
Item Number: 429741 1 Project Description: SR-814/ATLANTIC BLVD @ NB TURNPIKE OFF-RAMP *NON-SIS*								
District: 04 County: BROWARD Type of Work: TRAFFIC SIGNAL UPDATE								
Extra Description: INSTALL ONE SIGNAL HEAD PER LANE; UPGRADE LIGHTING; INSTALL QUEUE DETECTION AND MOTORIST WARNING SYSTEM APPROVED SAFETY REPORT - PROJECT B/C RATIO IS 9.5								
Roadway ID: 86039000 Beginning Section: 1.648 Project Length: .150								
Ending Section: 1.798 Lanes Existing/Improved/Added: 6/ 0/ 0								

PRELIMINARY ENGINEERING / MANAGED BY FDOT								
ACSA -ADVANCE CONSTRUCTION (SA)	21,312	0	0	0	0	0	0	21,312
DIH -STATE IN-HOUSE PRODUCT SUPPORT	507	0	0	0	0	0	0	507
HSP -SAFETY (HIWAY SAFETY PROGRAM)	140,114	0	0	0	0	0	0	140,114
SA -STP, ANY AREA	3,075	0	0	0	0	0	0	3,075
CONSTRUCTION / MANAGED BY FDOT								
DS -STATE PRIMARY HIGHWAYS & PTO	0	83,530	0	0	0	0	0	83,530
HSP -SAFETY (HIWAY SAFETY PROGRAM)	0	479,373	0	0	0	0	0	479,373
SA -STP, ANY AREA	0	79,879	0	0	0	0	0	79,879
Item 429741 1 Totals:	165,008	642,782	0	0	0	0	0	807,790
Project Total:	165,008	642,782	0	0	0	0	0	807,790

Fund	<2015	2015	2016	2017	2018	2019	>2019	All Years
Item Number: 429742 1 Project Description: SR-7/US-441 FROM LUCKY STREET TO SR-818/GRIFFIN RD *NON-SIS*								
District: 04 County: BROWARD Type of Work: LIGHTING								
Extra Description: PROJECT'S BENEFIT TO COST RATIO = 11.1 ENHANCE LIGHTING BY INSTALLING LUMINARIES ON THE WEST SIDE OF THE ROAD AND INCREASING THE ILLUMINANCE LEVEL APPROVED SAFETY REPORT								
Roadway ID: 86100000 Beginning Section: 5.568 Project Length: .629								
Ending Section: 6.197 Lanes Existing/Improved/Added: 6/ 0/ 0								
PRELIMINARY ENGINEERING / MANAGED BY FDOT								
ACSA -ADVANCE CONSTRUCTION (SA)	28,900	0	0	0	0	0	0	28,900
DIH -STATE IN-HOUSE PRODUCT	652	0	0	0	0	0	0	652

SUPPORT									
HSP -SAFETY (HIWAY SAFETY PROGRAM)	136,332	0	0	0	0	0	0	0	136,332
SA -STP, ANY AREA	6,000	0	0	0	0	0	0	0	6,000
CONSTRUCTION / MANAGED BY FDOT									
HSP -SAFETY (HIWAY SAFETY PROGRAM)	0	901,439	0	0	0	0	0	0	901,439
SA -STP, ANY AREA	0	70,838	0	0	0	0	0	0	70,838
Item 429742 1	171,884	972,277	0	0	0	0	0	0	1,144,161
Totals:									
Project Total:	171,884	972,277	0	0	0	0	0	0	1,144,161

Fund	<2015	2015	2016	2017	2018	2019	>2019	All Years
Item Number: 429905 1 Project Description: SR-A1A DANIA BCH BLVD OVER ICWW BRIDGE #860920 *NON-SIS* District: 04 County: BROWARD Type of Work: BRIDGE-REPAIR/REHABILITATION								
Extra Description: BRIDGE REHABILITATION								
Roadway ID: 86030000			Beginning Section: 5.601		Project Length: .099			
			Ending Section: 5.700		Lanes Existing/Improved/Added: 4/ 0/ 0			
PRELIMINARY ENGINEERING / MANAGED BY FDOT								
BRRP -STATE BRIDGE REPAIR & REHAB	597,675	0	0	0	0	0	0	597,675
DIH -STATE IN-HOUSE PRODUCT SUPPORT	55,616	0	0	0	0	0	0	55,616
CONSTRUCTION / MANAGED BY FDOT								
BRRP -STATE BRIDGE REPAIR & REHAB	0	7,612,808	0	0	0	0	0	7,612,808
DIH -STATE IN-HOUSE PRODUCT SUPPORT	0	10,300	0	0	0	0	0	10,300
CONTRACT INCENTIVES / MANAGED BY FDOT								
DS -STATE PRIMARY HIGHWAYS & PTO	0	0	350,000	0	0	0	0	350,000
ENVIRONMENTAL / MANAGED BY FDOT								
DS -STATE PRIMARY HIGHWAYS & PTO	22,683	0	0	0	0	0	0	22,683
Item 429905 1	675,974	7,623,108	350,000	0	0	0	0	8,649,082
Totals:								
Project Total:	675,974	7,623,108	350,000	0	0	0	0	8,649,082

Fund	<2015	2015	2016	2017	2018	2019	>2019	All Years
Item Number: 429958 1 Project Description: SR-842/BROWARD BLVD. FROM 18TH AVE TO 15TH AVE BRIDGE #860063 & #860284 *SIS* District: 04 County: BROWARD Type of Work: BRIDGE REPLACEMENT								
Extra Description: PROJECT LET WITH 428724-1 & 428593-1 PH3202=FOR GEOTECHNICAL INVESTIGATION								
Roadway ID: 86006000			Beginning Section: 5.385		Project Length: .279			
			Ending Section: 5.664		Lanes Existing/Improved/Added: 6/ 0/ 0			
PRELIMINARY ENGINEERING / MANAGED BY FDOT								
BRP -STATE BRIDGE REPLACEMENT	406,912	0	0	0	0	0	0	406,912
DDR -DISTRICT DEDICATED REVENUE	627,281	0	0	0	0	0	0	627,281

DIH -STATE IN-HOUSE PRODUCT SUPPORT	59,785	0	0	0	0	0	0	59,785
RIGHT OF WAY / MANAGED BY FDOT								
DDR -DISTRICT DEDICATED REVENUE	5,000	1,464,797	1,517,640	250,000	170,496	0	0	3,407,933
DIH -STATE IN-HOUSE PRODUCT SUPPORT	5,000	19,720	7,280	0	0	0	0	32,000
SA -STP, ANY AREA	0	228,890	0	0	0	0	0	228,890
CONSTRUCTION / MANAGED BY FDOT								
BRP -STATE BRIDGE REPLACEMENT	0	0	2,655,322	0	0	0	0	2,655,322
DDR -DISTRICT DEDICATED REVENUE	0	0	4,630,058	0	0	0	0	4,630,058
DIH -STATE IN-HOUSE PRODUCT SUPPORT	0	0	48,533	0	0	0	0	48,533
ENVIRONMENTAL / MANAGED BY FDOT								
DDR -DISTRICT DEDICATED REVENUE	23,024	0	0	0	0	0	0	23,024
DS -STATE PRIMARY HIGHWAYS & PTO	57,471	0	0	0	0	0	0	57,471
Item 429958 1	1,184,473	1,713,407	8,858,833	250,000	170,496	0	0	12,177,209
Totals:								
Project Total:	1,184,473	1,713,407	8,858,833	250,000	170,496	0	0	12,177,209

Fund	<2015	2015	2016	2017	2018	2019	>2019	All Years
Item Number: 430192 1 Project Description: RAVENSWOOD RD. OVER DANIA CUT-OFF CANAL BRIDGE #864028 *NON-SIS*								
District: 04 County: BROWARD Type of Work: BRIDGE REPLACEMENT								
Extra Description: LFA 32-02 BROWARD CO, DESIGN OF UTILITIES ON BRIDGE 32-02 LF CHECK REC'D 11/19/2013 \$64,660.45								
Roadway ID: 86000118 Beginning Section: 1.350 Project Length: .107								
Ending Section: 1.457 Lanes Existing/Improved/Added: 2/ 0/ 0								
P D & E / MANAGED BY FDOT								
EB -EQUITY BONUS	89,490	0	0	0	0	0	0	89,490
SA -STP, ANY AREA	3,000	0	0	0	0	0	0	3,000
PRELIMINARY ENGINEERING / MANAGED BY FDOT								
ACSB -ADVANCE CONSTRUCTION (SABR)	721,583	0	0	0	0	0	0	721,583
LF -LOCAL FUNDS	64,661	0	0	0	0	0	0	64,661
CONSTRUCTION / MANAGED BY FDOT								
ACSB -ADVANCE CONSTRUCTION (SABR)	0	2,686,623	0	0	0	0	0	2,686,623
SA -STP, ANY AREA	0	51,500	0	0	0	0	0	51,500
ENVIRONMENTAL / MANAGED BY FDOT								
EB -EQUITY BONUS	1,150	0	0	0	0	0	0	1,150
SA -STP, ANY AREA	50,000	0	0	0	0	0	0	50,000
Item 430192 1	929,884	2,738,123	0	0	0	0	0	3,668,007
Totals:								
Project Total:	929,884	2,738,123	0	0	0	0	0	3,668,007

Fund	<2015	2015	2016	2017	2018	2019	>2019	All Years
Item Number: 430196 1 District: 04	Project Description: SR-838/SUNRISE BLVD @ NW 24 AVENUE County: BROWARD		*NON-SIS* Type of Work: TRAFFIC SIGNAL UPDATE					
Extra Description: APPROVED SAFETY REPORT M. CLASGENS APPROVED TWOS 1-18-12, FUTURE TWOS DO NOT NEED TO BE SENT TO HIM. PROJECT'S B/C RATIO IS 21.6								
Roadway ID: 86110000	Beginning Section: 5.715 Ending Section: 5.893		Project Length: .178 Lanes Existing/Improved/Added: 6/ 0/ 0					
PRELIMINARY ENGINEERING / MANAGED BY FDOT								
DIH -STATE IN-HOUSE PRODUCT SUPPORT	29,783	0	0	0	0	0	0	29,783
HSP -SAFETY (HIWAY SAFETY PROGRAM)	186,297	0	0	0	0	0	0	186,297
CONSTRUCTION / MANAGED BY FDOT								
DS -STATE PRIMARY HIGHWAYS & PTO	0	13,128	0	0	0	0	0	13,128
HSP -SAFETY (HIWAY SAFETY PROGRAM)	0	541,547	0	0	0	0	0	541,547
SA -STP, ANY AREA	0	59,321	0	0	0	0	0	59,321
Item 430196 1 Totals:	216,080	613,996	0	0	0	0	0	830,076
Project Total:	216,080	613,996	0	0	0	0	0	830,076

Fund	<2015	2015	2016	2017	2018	2019	>2019	All Years
Item Number: 430566 1 District: 04	Project Description: SR-810 HILLSBORO BL BRDG# 860146, BICYCLE GRATINGS & SPAN LOCKS County: BROWARD		*NON-SIS* Type of Work: BRIDGE REHABILITATION					
Extra Description: INSTALL BICYCLE GRATINGS AT BOTH SIDES OF THE BRIDGE, REMOVE AND REPLACE SPAN LOCKS								
Roadway ID: 86120000	Beginning Section: 7.575 Ending Section: 7.659		Project Length: .084 Lanes Existing/Improved/Added: 4/ 0/ 0					
PRELIMINARY ENGINEERING / MANAGED BY FDOT								
BRRP -STATE BRIDGE REPAIR & REHAB	40,003	0	0	0	0	0	0	40,003
DIH -STATE IN-HOUSE PRODUCT SUPPORT	10,000	0	0	0	0	0	0	10,000
CONSTRUCTION / MANAGED BY FDOT								
BRRP -STATE BRIDGE REPAIR & REHAB	0	852,102	0	0	0	0	0	852,102
DIH -STATE IN-HOUSE PRODUCT SUPPORT	0	14,955	0	0	0	0	0	14,955
Item 430566 1 Totals:	50,003	867,057	0	0	0	0	0	917,060
Project Total:	50,003	867,057	0	0	0	0	0	917,060

Fund	<2015	2015	2016	2017	2018	2019	>2019	All Years
Item Number: 430590 1 District: 04	Project Description: SR-824/PEMBROKE ROAD FROM EAST OF I-95 TO US-1 County: BROWARD		*NON-SIS* Type of Work: RESURFACING					
Roadway ID: 86018000	Beginning Section: 5.159 Ending Section: 6.526		Project Length: 1.367 Lanes Existing/Improved/Added: 3/ 3/ 0					
PRELIMINARY ENGINEERING / MANAGED BY FDOT								
DDR -DISTRICT	405,091	0	0	0	0	0	0	405,091

DEDICATED REVENUE								
DIH -STATE IN-HOUSE PRODUCT SUPPORT	32,306	0	0	0	0	0	0	32,306
RAILROAD & UTILITES / MANAGED BY FDOT								
DDR -DISTRICT DEDICATED REVENUE	0	50,000	0	0	0	0	0	50,000
CONSTRUCTION / MANAGED BY FDOT								
DDR -DISTRICT DEDICATED REVENUE	0	0	1,946,387	0	0	0	0	1,946,387
DIH -STATE IN-HOUSE PRODUCT SUPPORT	0	0	74,200	0	0	0	0	74,200
ENVIRONMENTAL / MANAGED BY FDOT								
DDR -DISTRICT DEDICATED REVENUE	20,000	0	0	0	0	0	0	20,000
Item 430590 1	457,397	50,000	2,020,587	0	0	0	0	2,527,984
Totals:								
Project Total:	457,397	50,000	2,020,587	0	0	0	0	2,527,984

Fund	<2015	2015	2016	2017	2018	2019	>2019	All Years
Item Number: 430595 1 Project Description: SR-A1A/OCEAN DRIVE FROM 3RD STREET TO PALM BEACH COUNTYLINE *NON-SIS* District: 04 County: BROWARD Type of Work: RESURFACING								
Roadway ID: 86050000 Beginning Section: 15.600 Project Length: .700 Ending Section: 16.300 Lanes Existing/Improved/Added: 2/ 2/ 0								
PRELIMINARY ENGINEERING / MANAGED BY FDOT								
DDR -DISTRICT DEDICATED REVENUE	257,779	0	0	0	0	0	0	257,779
DIH -STATE IN-HOUSE PRODUCT SUPPORT	20,437	0	0	0	0	0	0	20,437
CONSTRUCTION / MANAGED BY FDOT								
DDR -DISTRICT DEDICATED REVENUE	0	309,239	0	0	0	0	0	309,239
DIH -STATE IN-HOUSE PRODUCT SUPPORT	0	10,300	0	0	0	0	0	10,300
SA -STP, ANY AREA	0	247,426	0	0	0	0	0	247,426
Item 430595 1	278,216	566,965	0	0	0	0	0	845,181
Totals:								
Project Total:	278,216	566,965	0	0	0	0	0	845,181

Fund	<2015	2015	2016	2017	2018	2019	>2019	All Years
Item Number: 430601 1 Project Description: SR-A1A FROM E OF MERCEDES RIVER SMALL BRDG TO SUNRISE BLVD *NON-SIS* District: 04 County: BROWARD Type of Work: RESURFACING								
Extra Description: MERCEDES RIVER SMALL BRIDGE IS EAST OF THE BASCULE BRIDGE								
Roadway ID: 86180000 Beginning Section: 1.540 Project Length: 3.233 Ending Section: 2.960 Lanes Existing/Improved/Added: 4/ 4/ 0								
PRELIMINARY ENGINEERING / MANAGED BY FDOT								
DDR -DISTRICT DEDICATED REVENUE	844,731	0	0	0	0	0	0	844,731
DIH -STATE IN-HOUSE PRODUCT SUPPORT	62,324	0	0	0	0	0	0	62,324
CONSTRUCTION / MANAGED BY FDOT								

DDR -DISTRICT DEDICATED REVENUE	0	0	2,102,456	0	0	0	0	2,102,456
SA -STP, ANY AREA	0	0	1,730,124	0	0	0	0	1,730,124
ENVIRONMENTAL / MANAGED BY FDOT								
DDR -DISTRICT DEDICATED REVENUE	20,000	0	0	0	0	0	0	20,000
Item 430601 1 Totals:	927,055	0	3,832,580	0	0	0	0	4,759,635
Project Total:	927,055	0	3,832,580	0	0	0	0	4,759,635

Fund	<2015	2015	2016	2017	2018	2019	>2019	All Years
Item Number: 430602 1 Project Description: SR-810/HILLSBORO BLV FROM MILITARY TRAIL TO SR-5/US-1 *SIS* District: 04 County: BROWARD Type of Work: RESURFACING Extra Description: PH32=SURVEY SERVICES								
Roadway ID: 86120000 Beginning Section: 4.640 Project Length: 2.240 Ending Section: 6.880 Lanes Existing/Improved/Added: 6/ 6/ 0								

PRELIMINARY ENGINEERING / MANAGED BY FDOT								
DDR -DISTRICT DEDICATED REVENUE	263,732	0	0	0	0	0	0	263,732
DIH -STATE IN-HOUSE PRODUCT SUPPORT	118,226	0	0	0	0	0	0	118,226

RAILROAD & UTILITES / MANAGED BY FDOT								
DDR -DISTRICT DEDICATED REVENUE	0	50,000	0	0	0	0	0	50,000

CONSTRUCTION / MANAGED BY FDOT								
DDR -DISTRICT DEDICATED REVENUE	0	0	991,263	0	0	0	0	991,263
DIH -STATE IN-HOUSE PRODUCT SUPPORT	0	0	156,758	0	0	0	0	156,758
SA -STP, ANY AREA	0	0	2,346,664	0	0	0	0	2,346,664
Item 430602 1 Totals:	381,958	50,000	3,494,685	0	0	0	0	3,926,643

Item Number: 430602 2 Project Description: SR-810/HILLSBORO BLV FROM W OF NATURA BLVD TO WEST OF DIXIE HWY *NON-SIS* District: 04 County: BROWARD Type of Work: LIGHTING Roadway ID: 86120000 Beginning Section: 5.515 Project Length: .663 Ending Section: 6.178 Lanes Existing/Improved/Added: 3/ 3/ 0								
--	--	--	--	--	--	--	--	--

PRELIMINARY ENGINEERING / MANAGED BY FDOT								
-TOTAL OUTSIDE YEARS	333,205	0	0	0	0	0	0	333,205

CONSTRUCTION / MANAGED BY FDOT								
-TOTAL OUTSIDE YEARS	931,757	0	0	0	0	0	0	931,757
Item 430602 2 Totals:	1,264,962	0	0	0	0	0	0	1,264,962
Project Total:	1,646,920	50,000	3,494,685	0	0	0	0	5,191,605

Fund	<2015	2015	2016	2017	2018	2019	>2019	All Years
Item Number: 430603 1 Project Description: SR-25/US-27 FR MIAMI-DADE/BROWARD C/L TO SR-818/GRIFFIN RD *SIS* District: 04 County: BROWARD Type of Work: RESURFACING Extra Description: EXCEPTION WITHIN PROJECT LIMITS FOR SAFETY PROJECT 423031 (JOE MARZI - PM) PROJECT LIMITS WILL NEED TO BE MODIFIED BASED ON THE SCOPE OF THIS PROJECT.								
Roadway ID: 86060000 Beginning Section: .000 Project Length: 7.190								

PRELIMINARY ENGINEERING / MANAGED BY FDOT								
DIH -STATE IN-HOUSE PRODUCT SUPPORT	679	0	0	0	0	0	0	679
DS -STATE PRIMARY HIGHWAYS & PTO	0	540,000	0	0	0	0	0	540,000
CONSTRUCTION / MANAGED BY FDOT								
DDR -DISTRICT DEDICATED REVENUE	0	0	0	776,166	0	0	0	776,166
SA -STP, ANY AREA	0	0	0	5,837,069	0	0	0	5,837,069
Item 430603 1	679	540,000	0	6,613,235	0	0	0	7,153,914
Totals:								
Project Total:	679	540,000	0	6,613,235	0	0	0	7,153,914

Fund	<2015	2015	2016	2017	2018	2019	>2019	All Years
Item Number: 430604 1 Project Description: SR-845/POWERLINE RD FR SR-838/SUNRISE BLVD TO NW 19 STREET *NON-SIS*								
District: 04 County: BROWARD Type of Work: RESURFACING								
Roadway ID: 86065000 Beginning Section: .000 Project Length: 1.230								
Ending Section: 1.230 Lanes Existing/Improved/Added: 3/ 3/ 0								
PRELIMINARY ENGINEERING / MANAGED BY FDOT								
DDR -DISTRICT DEDICATED REVENUE	252,995	0	0	0	0	0	0	252,995
DIH -STATE IN-HOUSE PRODUCT SUPPORT	26,289	0	0	0	0	0	0	26,289
CONSTRUCTION / MANAGED BY FDOT								
DDR -DISTRICT DEDICATED REVENUE	0	0	0	1,562,687	0	0	0	1,562,687
DIH -STATE IN-HOUSE PRODUCT SUPPORT	0	0	0	75,170	0	0	0	75,170
Item 430604 1	279,284	0	0	1,637,857	0	0	0	1,917,141
Totals:								
Project Total:	279,284	0	0	1,637,857	0	0	0	1,917,141

Fund	<2015	2015	2016	2017	2018	2019	>2019	All Years
Item Number: 430605 1 Project Description: SR-845/POWERLINE RD FR N OF WEST DRIVE TO BROWARD/PALM BCH C/L *NON-SIS*								
District: 04 County: BROWARD Type of Work: RESURFACING								
Extra Description: 32-01=SURVEY; 32-02=GEOTECH; 32-03=UTILITY COORDINATION; 3204=LIGHTING ANALYSIS								
Roadway ID: 86065000 Beginning Section: 11.941 Project Length: 1.360								
Ending Section: 13.301 Lanes Existing/Improved/Added: 3/ 3/ 0								
PRELIMINARY ENGINEERING / MANAGED BY FDOT								
DDR -DISTRICT DEDICATED REVENUE	241,136	0	0	0	0	0	0	241,136
DIH -STATE IN-HOUSE PRODUCT SUPPORT	312,784	0	0	0	0	0	0	312,784
RAILROAD & UTILITES / MANAGED BY FDOT								
DDR -DISTRICT DEDICATED REVENUE	70,000	15,000	0	0	0	0	0	85,000
CONSTRUCTION / MANAGED BY FDOT								
DDR -DISTRICT DEDICATED REVENUE	0	459,172	0	0	0	0	0	459,172

EARMARKS - 2004								
CONSTRUCTION / MANAGED BY FDOT								
ACNP -ADVANCE CONSTRUCTION NHPP	1,000,000	2,190,000	1,460,000	0	0	0	0	4,650,000
DDR -DISTRICT DEDICATED REVENUE	0	0	0	1,460,000	0	0	0	1,460,000
ENVIRONMENTAL / MANAGED BY FDOT								
GMR -GROWTH MANAGEMENT FOR SIS	21,470	0	0	0	0	0	0	21,470
ENVIRONMENTAL / RESPONSIBLE AGENCY NOT AVAILABLE								
DDR -DISTRICT DEDICATED REVENUE	11,980	0	0	0	0	0	0	11,980
DS -STATE PRIMARY HIGHWAYS & PTO	73,329	0	0	0	0	0	0	73,329
Item 430763 2 Totals:	15,824,137	2,190,000	1,460,000	1,460,000	0	0	0	20,934,137
Item Number: 430763 5 Project Description: SR-93/I-75 MIAMI-DADE/BROWARD CL TO I-595 *SIS* District: 04 County: BROWARD Type of Work: PRELIM ENG FOR FUTURE CAPACITY								
Roadway ID: 86075000			Beginning Section: .000		Project Length: 11.890			
			Ending Section: 11.890		Lanes Existing/Improved/Added: 8/ 0/ 0			
ENVIRONMENTAL / MANAGED BY FDOT								
-TOTAL OUTSIDE YEARS	4,583,878	0	0	0	0	0	0	4,583,878
Item 430763 5 Totals:	4,583,878	0	0	0	0	0	0	4,583,878
Item Number: 430763 7 Project Description: SR-93/I-75 FR MIAMI-DADE/BROWARD CL TO I-595 *SIS* District: 04 County: BROWARD Type of Work: INSPECT CONSTRUCTION PROJS.								
Roadway ID: 86075000			Beginning Section: .000		Project Length: 11.890			
			Ending Section: 11.890		Lanes Existing/Improved/Added: 8/ 0/ 0			
PRELIMINARY ENGINEERING / MANAGED BY FDOT								
-TOTAL OUTSIDE YEARS	284,286	0	0	0	0	0	0	284,286
CONSTRUCTION / MANAGED BY FDOT								
-TOTAL OUTSIDE YEARS	5,785,801	0	0	0	0	0	0	5,785,801
Item 430763 7 Totals:	6,070,087	0	0	0	0	0	0	6,070,087
Project Total:	26,478,102	2,190,000	1,460,000	1,460,000	0	0	0	31,588,102

Fund	<2015	2015	2016	2017	2018	2019	>2019	All Years
Item Number: 431107 1 Project Description: SR-810/HILLSBORO BLV OVER SR-91 TURNPIKE *NON-SIS* District: 04 County: BROWARD Type of Work: BRIDGE REHABILITATION								
Extra Description: REMOVE EXISTING PEDESTRIAN ENCLOSURE AN REPLACE WITH THE NEW STANDARD ENCLOSURE								
Roadway ID: 86120000			Beginning Section: 1.990		Project Length: .042			
			Ending Section: 2.032		Lanes Existing/Improved/Added: 6/ 0/ 0			
PRELIMINARY ENGINEERING / MANAGED BY FDOT								
DIH -STATE IN-HOUSE PRODUCT SUPPORT	0	17,000	0	0	0	0	0	17,000
CONSTRUCTION / MANAGED BY FDOT								
BRRP -STATE BRIDGE REPAIR & REHAB	0	0	0	179,617	0	0	0	179,617
DIH -STATE IN-HOUSE PRODUCT SUPPORT	0	0	0	2,182	0	0	0	2,182
Item 431107 1 Totals:	0	17,000	0	181,799	0	0	0	198,799

Project Total:	0	17,000	0	181,799	0	0	0	198,799
----------------	---	--------	---	---------	---	---	---	---------

Fund	<2015	2015	2016	2017	2018	2019	>2019	All Years
Item Number: 431110 1 Project Description: SR-862/I-595 FROM EXIT RAMP TO NB SR-9 *SIS* District: 04 County: BROWARD Type of Work: BRIDGE REHABILITATION								
Extra Description: SR 862 (I-595) EXIT RAMP TO NB SR-9 (I-95) OVER SOUTH FORK NEW RIVER. REMOVE EXISTING HAND RAILS AND REPLACE WITH AN APPROVED TL-4 TRAFFIC CONCRETE BARRIERS.								
Roadway ID: 86095062 Beginning Section: 1.341 Project Length: .287 Ending Section: 1.628 Lanes Existing/Improved/Added: 3/ 0/ 0								
PRELIMINARY ENGINEERING / MANAGED BY FDOT								
DIH -STATE IN-HOUSE PRODUCT SUPPORT	0	50,000	0	0	0	0	0	50,000
CONSTRUCTION / MANAGED BY FDOT								
BRRP -STATE BRIDGE REPAIR & REHAB	0	0	0	560,589	0	0	0	560,589
DIH -STATE IN-HOUSE PRODUCT SUPPORT	0	0	0	3,273	0	0	0	3,273
Item 431110 1 Totals:	0	50,000	0	563,862	0	0	0	613,862
Project Total:	0	50,000	0	563,862	0	0	0	613,862

Fund	<2015	2015	2016	2017	2018	2019	>2019	All Years
Item Number: 431148 1 Project Description: SR-811/DIXIE HWY NB RTL @ NE 48 STREET *NON-SIS* District: 04 County: BROWARD Type of Work: RIGHT OF WAY ACTIVITIES								
Extra Description: LEASE PAYMENT TO FEC R/R, FROM NORTH OF DIXIE HWY TO EAST BOUND 48TH STREET								
Roadway ID: 86170000 Beginning Section: 11.074 Project Length: .006 Ending Section: 11.080 Lanes Existing/Improved/Added: 4/ 0/ 0								
RIGHT OF WAY / MANAGED BY FDOT								
DS -STATE PRIMARY HIGHWAYS & PTO	187,976	25,000	25,000	25,000	25,000	25,000	0	312,976
Item 431148 1 Totals:	187,976	25,000	25,000	25,000	25,000	25,000	0	312,976
Project Total:	187,976	25,000	25,000	25,000	25,000	25,000	0	312,976

Fund	<2015	2015	2016	2017	2018	2019	>2019	All Years
Item Number: 431156 1 Project Description: SR-823/FLAMINGO ROAD FROM S. OF PEMBROKE ROAD TO S. OF GRIFFIN ROAD *NON-SIS* District: 04 County: BROWARD Type of Work: ROAD/SLOPE PROTECTION								
Extra Description: GUARDRAIL/SLOPE PROTECTION								
Roadway ID: 86190000 Beginning Section: 2.384 Project Length: 4.916 Ending Section: 7.300 Lanes Existing/Improved/Added: 3/ 3/ 0								
PRELIMINARY ENGINEERING / MANAGED BY FDOT								
DDR -DISTRICT DEDICATED REVENUE	39,609	0	0	0	0	0	0	39,609
DIH -STATE IN-HOUSE PRODUCT SUPPORT	26,000	0	0	0	0	0	0	26,000
DS -STATE PRIMARY HIGHWAYS & PTO	261,284	0	0	0	0	0	0	261,284
CONSTRUCTION / MANAGED BY FDOT								
DIH -STATE IN-HOUSE PRODUCT SUPPORT	0	9,346	0	0	0	0	0	9,346

DEDICATED REVENUE								
DIH -STATE IN-HOUSE PRODUCT SUPPORT	5,000	0	0	0	0	0	0	5,000
CONSTRUCTION / MANAGED BY FDOT								
DDR -DISTRICT DEDICATED REVENUE	0	0	247,700	0	0	0	0	247,700
DIH -STATE IN-HOUSE PRODUCT SUPPORT	0	0	5,300	0	0	0	0	5,300
LF -LOCAL FUNDS	0	0	200,000	0	0	0	0	200,000
Item 431526 1 Totals:	30,000	0	453,000	0	0	0	0	483,000
Project Total:	30,000	0	453,000	0	0	0	0	483,000

Fund	<2015	2015	2016	2017	2018	2019	>2019	All Years	
Item 431655 1 Number: District: 04	Project SR-5/US-1/FEDERAL HW FR SE 12 STREET/DAVIE BLV TO BROWARD Description: BLVD County: BROWARD		*NON-SIS*					Type of BIKE Work: LANE/SIDEWALK	
Extra Description: 4 LANE URBAN HALF DIVIDED; RECONSTRUCT CURB & GUTTER, SIDEWALK; 2 BRIDGES-1 BASCULE, 1 FIXED 2013 MPO PRIORITY #7									
Roadway ID: 86010000			Beginning Section: 9.312 Ending Section: 10.330		Project Length: 1.018 Lanes Existing/Improved/Added: 3/ 3/ 0				
PRELIMINARY ENGINEERING / MANAGED BY FDOT									
DDR -DISTRICT DEDICATED REVENUE	0	0	399,771	0	0	0	0	399,771	
DIH -STATE IN-HOUSE PRODUCT SUPPORT	0	0	5,000	0	0	0	0	5,000	
Item 431655 1 Totals:	0	0	404,771	0	0	0	0	404,771	
Project Total:	0	0	404,771	0	0	0	0	404,771	

Fund	<2015	2015	2016	2017	2018	2019	>2019	All Years	
Item 431657 1 Number: District: 04	Project SR-811/DIXIE HWY/NE 4 AVE FR SR-838/SUNRISE BLVD TO NE 20TH Description: STREET County: BROWARD		*NON-SIS*					Type of BIKE Work: LANE/SIDEWALK	
Extra Description: 2013 MPO PRIORITY #5									
Roadway ID: 86170000			Beginning Section: .000 Ending Section: 1.094		Project Length: 1.094 Lanes Existing/Improved/Added: 4/ 0/ 0				
PRELIMINARY ENGINEERING / MANAGED BY FDOT									
SU -STP, URBAN AREAS > 200K	0	0	75,000	0	0	0	0	75,000	
CONSTRUCTION / MANAGED BY FDOT									
DDR -DISTRICT DEDICATED REVENUE	0	0	0	0	3,997,331	0	0	3,997,331	
DIH -STATE IN-HOUSE PRODUCT SUPPORT	0	0	0	0	5,610	0	0	5,610	
Item 431657 1 Totals:	0	0	75,000	0	4,002,941	0	0	4,077,941	
Project Total:	0	0	75,000	0	4,002,941	0	0	4,077,941	

Fund	<2015	2015	2016	2017	2018	2019	>2019	All Years
Item Number: 431661 1	Project Description: ANDREWS AVE FROM NE 6 STREET TO OAKLAND PK BLVD		*NON-SIS*					

District: 04	County: BROWARD	Type of Work: BIKE LANE/SIDEWALK
Extra Description: 4 LANE URBAN UNDIVIDED SECTION W/CENTER TURN LANE; RECONSTRUCT CURB & GUTTER, SIDEWALK; 110' FIXED BRIDGE 2013 MPO PRIORITY #5		
Roadway ID: 86520000	Beginning Section: .000 Ending Section: 1.331	Project Length: 2.553 Lanes Existing/Improved/Added: 4/ 0/ 0
PRELIMINARY ENGINEERING / MANAGED BY FDOT		
SU -STP, URBAN AREAS > 200K	0	538,119
Item 431661 1	0	538,119
Totals:	0	538,119
Project Total:	0	538,119

Fund	<2015	2015	2016	2017	2018	2019	>2019	All Years
Item Number: 431664 1	Project Description: SR-7/US-441 FROM SR-838/SUNRISE BLVD TO NW 29TH STREET		*NON-SIS*					
District: 04	County: BROWARD		Type of Work: BIKE LANE/SIDEWALK					
Extra Description: 2013 MPO PRIORITY #6								
Roadway ID: 86100000	Beginning Section: 11.311 Ending Section: 13.067		Project Length: 1.756 Lanes Existing/Improved/Added: 6/ 0/ 0					
PRELIMINARY ENGINEERING / MANAGED BY FDOT								
DDR -DISTRICT DEDICATED REVENUE	0	0	0	0	359,962	0	0	359,962
DIH -STATE IN-HOUSE PRODUCT SUPPORT	0	0	0	0	5,000	0	0	5,000
Item 431664 1	0	0	0	0	364,962	0	0	364,962
Totals:	0	0	0	0	364,962	0	0	364,962
Project Total:	0	0	0	0	364,962	0	0	364,962

Fund	<2015	2015	2016	2017	2018	2019	>2019	All Years
Item Number: 431665 1	Project Description: NW 19TH STREET FROM SR-7 TO NW 21 AVE/NW 23 AVE		*NON-SIS*					
District: 04	County: BROWARD		Type of Work: BIKE LANE/SIDEWALK					
Extra Description: 2013 MPO PRIORITY #6								
Roadway ID: 86570500	Beginning Section: .000 Ending Section: 2.010		Project Length: 2.010 Lanes Existing/Improved/Added: 4/ 0/ 0					
PRELIMINARY ENGINEERING / MANAGED BY FDOT								
SU -STP, URBAN AREAS > 200K	0	875,000	0	0	0	0	0	875,000
CONSTRUCTION / MANAGED BY FDOT								
SA -STP, ANY AREA	0	0	0	0	0	6,231,566	0	6,231,566
Item 431665 1	0	875,000	0	0	0	6,231,566	0	7,106,566
Totals:	0	875,000	0	0	0	6,231,566	0	7,106,566
Project Total:	0	875,000	0	0	0	6,231,566	0	7,106,566

Fund	<2015	2015	2016	2017	2018	2019	>2019	All Years
Item Number: 431666 1	Project Description: SUNSET STRIP FROM NOB HILL ROAD TO SR-838/SUNRISE BLVD		*NON-SIS*					
District: 04	County: BROWARD		Type of Work: BIKE LANE/SIDEWALK					
Extra Description: 2013 MPO PRIORITY #14								
Roadway ID: 86538500	Beginning Section: .000 Ending Section: 2.743		Project Length: 2.743 Lanes Existing/Improved/Added: 4/ 0/ 0					
PRELIMINARY ENGINEERING / MANAGED BY FDOT								
SA -STP, ANY AREA	0	60,000	0	0	0	0	0	60,000
CONSTRUCTION / MANAGED BY FDOT								
SA -STP, ANY AREA	0	0	0	163,650	0	0	0	163,650
SU -STP, URBAN AREAS > 200K	0	0	0	5,968,613	0	0	0	5,968,613

ENVIRONMENTAL / MANAGED BY FDOT

SA -STP, ANY AREA	0	10,000	0	0	0	0	0	10,000
Item 431666 1	0	70,000	0	6,132,263	0	0	0	6,202,263
Totals:								
Project Total:	0	70,000	0	6,132,263	0	0	0	6,202,263

Fund	<2015	2015	2016	2017	2018	2019	>2019	All Years
Item Number: 431667 1 Project Description: ANDREWS AVE FROM LAS OLAS BLVD TO NE 6 STREET *NON-SIS* District: 04 County: BROWARD Type of Work: BIKE LANE/SIDEWALK Extra Description: 4 LANE URBAN UNDIVIDED SECTION W/CENTER TURN LANE; RECONSTRUCT CURB & GUTTER, SIDEWALK; R/W MAY BE NEEDED 2013 MPO PRIORITY #4 Roadway ID: 86033500 Beginning Section: 2.255 Project Length: .700 Ending Section: 2.955 Lanes Existing/Improved/Added: 4/ 0/ 0								
SA -STP, ANY AREA	0	0	0	0	25,746	0	0	25,746
SU -STP, URBAN AREAS > 200K	0	0	0	0	233,210	0	0	233,210
Item 431667 1	0	0	0	0	258,956	0	0	258,956
Totals:								
Project Total:	0	0	0	0	258,956	0	0	258,956

PRELIMINARY ENGINEERING / MANAGED BY FDOT

Fund	<2015	2015	2016	2017	2018	2019	>2019	All Years
Item Number: 431668 1 Project Description: NE 3RD AVENUE FROM SR-842/LAS OLAS BLVD TO SR-838/SUNRISE BLVD *SIS* District: 04 County: BROWARD Type of Work: BIKE LANE/SIDEWALK Extra Description: 4 LANE URBAN UNDIVIDED SECTION W/CENTER TURN LANE; RECONSTRUCT CURB & GUTTER, SIDEWALK; R/W MAY BE NEEDED 2013 MPO PRIORITY #4 Roadway ID: 86170500 Beginning Section: 1.260 Project Length: 1.240 Ending Section: 2.000 Lanes Existing/Improved/Added: 4/ 4/ 0								
SU -STP, URBAN AREAS > 200K	0	0	451,516	0	0	0	0	451,516
Item 431668 1	0	0	451,516	0	5,966,984	0	0	6,418,500
Totals:								
Project Total:	0	0	451,516	0	5,966,984	0	0	6,418,500

PRELIMINARY ENGINEERING / MANAGED BY FDOT

Fund	<2015	2015	2016	2017	2018	2019	>2019	All Years
Item Number: 431669 1 Project Description: LAS OLAS BLVD FROM ANDREWS AVENUE TO SE 15TH AVENUE *NON-SIS* District: 04 County: BROWARD Type of Work: BIKE LANE/SIDEWALK Extra Description: 4 LANE URBAN PARTIALLY DIVIDED SECTION; HIGHLY DEVELOPED SECTION, WIDE SIDEWALKS; RECONSTRUCT CURB & GUTTER, SIDEWALKS ACQUIRING R/W MAY BE NEEDED IN AREAS 2013 MPO PRIORITY #4 Roadway ID: 86000142 Beginning Section: .000 Project Length: .936 Ending Section: .936 Lanes Existing/Improved/Added: 4/ 0/ 0								
SA -STP, ANY AREA	0	0	0	0	5,966,984	0	0	5,966,984
Item 431668 1	0	0	451,516	0	5,966,984	0	0	6,418,500
Totals:								
Project Total:	0	0	451,516	0	5,966,984	0	0	6,418,500

CONSTRUCTION / MANAGED BY FDOT

Fund	<2015	2015	2016	2017	2018	2019	>2019	All Years
Item Number: 431669 1 Project Description: LAS OLAS BLVD FROM ANDREWS AVENUE TO SE 15TH AVENUE *NON-SIS* District: 04 County: BROWARD Type of Work: BIKE LANE/SIDEWALK Extra Description: 4 LANE URBAN PARTIALLY DIVIDED SECTION; HIGHLY DEVELOPED SECTION, WIDE SIDEWALKS; RECONSTRUCT CURB & GUTTER, SIDEWALKS ACQUIRING R/W MAY BE NEEDED IN AREAS 2013 MPO PRIORITY #4 Roadway ID: 86000142 Beginning Section: .000 Project Length: .936 Ending Section: .936 Lanes Existing/Improved/Added: 4/ 0/ 0								
SU -STP, URBAN AREAS > 200K	0	0	0	0	341,281	0	0	341,281
Item 431669 1	0	0	0	0	341,281	0	0	341,281
Totals:								
Project Total:	0	0	0	0	341,281	0	0	341,281

Fund	<2015	2015	2016	2017	2018	2019	>2019	All Years
------	-------	------	------	------	------	------	-------	-----------

Item Number: 431670 1	Project Description: SR-811/DIXIE HIGHWAY FROM N FORK MIDDLE RIVER BRIDGE TO N OF NE 38 ST.	*NON-SIS*						
District: 04	County: BROWARD	Type of Work: BIKE LANE/SIDEWALK						
Extra Description: 2013 MPO PRIORITY #5								
Roadway ID: 86170000	Beginning Section: 2.082 Ending Section: 2.864	Project Length: .782 Lanes Existing/Improved/Added: 4/ 0/ 0						
PRELIMINARY ENGINEERING / MANAGED BY FDOT								
DDR -DISTRICT DEDICATED REVENUE	0	0	100,000	0	0	0	0	100,000
DIH -STATE IN-HOUSE PRODUCT SUPPORT	0	0	25,000	0	0	0	0	25,000
CONSTRUCTION / MANAGED BY FDOT								
DDR -DISTRICT DEDICATED REVENUE	0	0	0	0	3,062,119	0	0	3,062,119
DIH -STATE IN-HOUSE PRODUCT SUPPORT	0	0	0	0	95,370	0	0	95,370
Item 431670 1 Totals:	0	0	125,000	0	3,157,489	0	0	3,282,489
Project Total:	0	0	125,000	0	3,157,489	0	0	3,282,489

Fund	<2015	2015	2016	2017	2018	2019	>2019	All Years
Item Number: 431672 1	Project Description: NE 6TH AVENUE FR SR-816/OAKLAND PK BLVD TO COMMERCIAL BLVD.		*NON-SIS*					
District: 04	County: BROWARD		Type of Work: SIDEWALK					
Extra Description: 2013 MPO PRIORITY #5								
Roadway ID: 86000173	Beginning Section: .658	Project Length: 1.562						
	Ending Section: 2.220	Lanes Existing/Improved/Added: 2/ 0/ 0						
PRELIMINARY ENGINEERING / MANAGED BY FDOT								
SA -STP, ANY AREA	0	0	26,000	0	0	0	0	26,000
CONSTRUCTION / MANAGED BY FDOT								
SA -STP, ANY AREA	0	0	0	0	517,830	0	0	517,830
Item 431672 1 Totals:	0	0	26,000	0	517,830	0	0	543,830
Project Total:	0	0	26,000	0	517,830	0	0	543,830

Fund	<2015	2015	2016	2017	2018	2019	>2019	All Years
Item Number: 431673 1	Project Description: SR-842/BROWARD BLVD FROM SR-7/US-441 TO SR-9/I-95		*NON-SIS*					
District: 04	County: BROWARD		Type of Work: BIKE LANE/SIDEWALK					
Extra Description: 6 LANE URBAN DIVIDED SECTION; 690' BIKE LANE EXISTS IN EB DIRECTION AT W END OF SECTION, 1355' BIKE LANE EXISTS IN WB DIRECTION AT VARIOUS LOCATIONS; RECONSTRUCT CURB & GUTTER, SIDEWALK; APPROX 300' BRIDGE W OF I-95 2013 MPO PRIORITY #4								
Roadway ID: 86006000	Beginning Section: 3.140	Project Length: 1.907						
	Ending Section: 5.047	Lanes Existing/Improved/Added: 3/ 3/ 0						
PRELIMINARY ENGINEERING / MANAGED BY FDOT								
DDR -DISTRICT DEDICATED REVENUE	0	0	0	0	416,404	0	0	416,404
DIH -STATE IN-HOUSE PRODUCT SUPPORT	0	0	0	0	5,000	0	0	5,000
Item 431673 1 Totals:	0	0	0	0	421,404	0	0	421,404
Project Total:	0	0	0	0	421,404	0	0	421,404

Fund	<2015	2015	2016	2017	2018	2019	>2019	All Years
------	-------	------	------	------	------	------	-------	-----------

Item Number: 431674 1	Project Description: NW 29TH STREET FROM CORAL SPRINGS DR TO CORAL HILLS DRIVE		*NON-SIS*					
District: 04	County: BROWARD		Type of Work: SIDEWALK					
Extra Description: ALSO INCLUDES CORAL HILLS DR FROM NE 29TH ST TO SAMPLE RD NEW ENHANCEMENT PROJ (SE) FOR THE BROWARD MPO LAP WITH THE CITY OF CORAL SPRINGS, MPO PRIORITY #3								
Roadway ID: 86000019	Beginning Section: .250		Project Length: .833			Lanes Existing/Improved/Added: 2/ 0/ 0		
		Ending Section: .650						
PRELIMINARY ENGINEERING / MANAGED BY FDOT								
TALT - TRANSPORTATION ALTS- ANY AREA	5,031	0	0	0	0	0	0	5,031
CONSTRUCTION / MANAGED BY CITY OF CORAL SPRINGS								
LFP -LOCAL FUNDS FOR PARTICIPATING	0	90,000	0	0	0	0	0	90,000
TALT - TRANSPORTATION ALTS- ANY AREA	0	192,165	0	0	0	0	0	192,165
TALU - TRANSPORTATION ALTS- >200K	0	356,845	0	0	0	0	0	356,845
Item 431674 1	5,031	639,010	0	0	0	0	0	644,041
Totals:								
Project Total:	5,031	639,010	0	0	0	0	0	644,041

Fund	<2015	2015	2016	2017	2018	2019	>2019	All Years
Item Number: 431676 1	Project Description: ANDREWS AVE BRIDGE FROM NEW RIVER DRIVE TO LAS OLAS BLVD		*NON-SIS*					
District: 04	County: BROWARD		Type of Work: SIDEWALK					
Extra Description: 2013 MPO PRIORITY #4								
Roadway ID: 86033500	Beginning Section: 2.125		Project Length: .126			Lanes Existing/Improved/Added: 4/ 0/ 0		
		Ending Section: 2.251						
PRELIMINARY ENGINEERING / MANAGED BY FDOT								
SU -STP, URBAN AREAS > 200K	0	0	0	0	525,000	0	0	525,000
Item 431676 1	0	0	0	0	525,000	0	0	525,000
Totals:								
Project Total:	0	0	0	0	525,000	0	0	525,000

Fund	<2015	2015	2016	2017	2018	2019	>2019	All Years
Item Number: 431678 1	Project Description: SE 3 AVENUE FROM SE 17TH STREET TO SR-842/LAS OLAS BLVD		*NON-SIS*					
District: 04	County: BROWARD		Type of Work: BIKE LANE/SIDEWALK					
Extra Description: 4 LANE URBAN, UNDIVIDED SECTION W/CENTER TURN LANE; CORRIDOR THROUGH DENSELY DEVELOPED AREA SHOULD R/W BE NEEDED; RECONSTRUCT CURB & GUTTER, SIDEWALK; 1 BASCULE BRIDGE, 910' TOTAL LENGTH, APPROX 150' OVER WATER 2013 MPO PRIORITY #4								
Roadway ID: 86170500	Beginning Section: .000		Project Length: 1.254			Lanes Existing/Improved/Added: 4/ 0/ 0		
		Ending Section: 1.254						
PRELIMINARY ENGINEERING / MANAGED BY FDOT								
SU -STP, URBAN AREAS > 200K	0	775,000	0	0	0	0	0	775,000
CONSTRUCTION / MANAGED BY FDOT								
SA -STP, ANY AREA	0	0	0	0	4,207,831	0	0	4,207,831
SU -STP, URBAN AREAS > 200K	0	0	0	0	1,222,639	0	0	1,222,639
Item 431678 1	0	775,000	0	0	5,430,470	0	0	6,205,470
Totals:								
Project Total:	0	775,000	0	0	5,430,470	0	0	6,205,470

Fund	<2015	2015	2016	2017	2018	2019	>2019	All Years
Item Number: 431679 1	Project Description: NW 38TH STREET FROM PARK DRIVE TO SR-845/POWERLINE RD		*NON-SIS*					
District: 04	County: BROWARD		Type of Work: BIKE LANE/SIDEWALK					
Extra Description: NEW ENHANCEMENT PROJECT (SE) FOR THE BROWARD MPO LAP WITH THE CITY OF OAKLAND PARK; MPO PRIORITY #1								

Roadway ID: 86000269	Beginning Section: .496	Project Length: .530						
	Ending Section: 1.026	Lanes Existing/Improved/Added: 0/ 0/ 0						
PRELIMINARY ENGINEERING / MANAGED BY FDOT								
TALT - TRANSPORTATION ALTS- ANY AREA	5,023	0	0	0	0	0	0	5,023
CONSTRUCTION / MANAGED BY CITY OF OAKLAND PARK								
LFP -LOCAL FUNDS FOR PARTICIPATING	0	1,883,260	0	0	0	0	0	1,883,260
TALT - TRANSPORTATION ALTS- ANY AREA	0	629,271	0	0	0	0	0	629,271
TALU - TRANSPORTATION ALTS- >200K	0	317,720	0	0	0	0	0	317,720
CONSTRUCTION / MANAGED BY FDOT								
TALU - TRANSPORTATION ALTS- >200K	0	91,204	0	0	0	0	0	91,204
Item 431679 1	5,023	2,921,455	0	0	0	0	0	2,926,478
Totals:								
Project Total:	5,023	2,921,455	0	0	0	0	0	2,926,478

Fund	<2015	2015	2016	2017	2018	2019	>2019	All Years
Item 431680 1	Project Description: SR-5/US-1/FEDERAL HY FROM SR-842/BROWARD BLVD TO SR-838/SUNRISE BLVD						*NON-SIS*	
District: 04	County: BROWARD						Type of Work: BIKE LANE/SIDEWALK	
Extra Description: 6 LANE URBAN, DIVIDED SECTION; RECONSTRUCT CURB & GUTTER, SIDEWALK; R/W APPEARS TO BE NEEDED IN SECTIONS 2013 MPO PRIORITY #4								
Roadway ID: 86020000	Beginning Section: .000			Project Length: 1.060		Lanes Existing/Improved/Added: 3/ 3/ 0		
PRELIMINARY ENGINEERING / MANAGED BY FDOT								
DDR -DISTRICT DEDICATED REVENUE	0	0	0	0	213,136	0	0	213,136
DIH -STATE IN-HOUSE PRODUCT SUPPORT	0	0	0	0	5,000	0	0	5,000
Item 431680 1	0	0	0	0	218,136	0	0	218,136
Totals:								
Project Total:	0	0	0	0	218,136	0	0	218,136

Fund	<2015	2015	2016	2017	2018	2019	>2019	All Years
Item Number: 431681 1	Project Description: NW 2ND ST FROM NW 3RD AVE TO NW 1ST/BRICKELL AVE						*NON-SIS*	
District: 04	County: BROWARD						Type of Work: SIDEWALK	
Extra Description: 2013 MPO PRIORITY #4 (BROWARD BLVD. CORRIDOR)								
Roadway ID: 86000147	Beginning Section: .604			Project Length: .120		Lanes Existing/Improved/Added: 2/ 0/ 0		
PRELIMINARY ENGINEERING / MANAGED BY FDOT								
SU -STP, URBAN AREAS > 200K	0	0	115,000	0	0	0	0	115,000
RAILROAD & UTILITES / MANAGED BY FDOT								
SU -STP, URBAN AREAS > 200K	0	0	0	0	750,000	0	0	750,000
CONSTRUCTION / MANAGED BY FDOT								
SA -STP, ANY AREA	0	0	0	0	56,100	0	0	56,100
SU -STP, URBAN AREAS > 200K	0	0	0	0	129,924	0	0	129,924
Item 431681 1	0	0	115,000	0	936,024	0	0	1,051,024

Totals:								
Project Total:	0	0	115,000	0	936,024	0	0	1,051,024

Fund	<2015	2015	2016	2017	2018	2019	>2019	All Years
Item Number: 431687 1 Project Description: COMMODORE DRIVE FROM SR-84 TO NW 8TH STREET *NON-SIS* District: 04 County: BROWARD Type of Work: SIDEWALK Extra Description: 2013 MPO PRIORITY #4								
Roadway ID: 86000362			Beginning Section: .000		Project Length: 1.071			
			Ending Section: .695		Lanes Existing/Improved/Added: 4/ 0/ 0			
PRELIMINARY ENGINEERING / MANAGED BY FDOT								
SU -STP, URBAN AREAS > 200K	0	0	85,576	0	0	0	0	85,576
CONSTRUCTION / MANAGED BY FDOT								
SA -STP, ANY AREA	0	0	0	0	22,440	0	0	22,440
SU -STP, URBAN AREAS > 200K	0	0	0	0	236,737	0	0	236,737
Item 431687 1	0	0	85,576	0	259,177	0	0	344,753
Totals:								
Project Total:	0	0	85,576	0	259,177	0	0	344,753

Fund	<2015	2015	2016	2017	2018	2019	>2019	All Years
Item Number: 431688 1 Project Description: ANDREWS AVENUE FROM SR-736/DAVIE BLVD TO SE 5TH STREET *NON-SIS* District: 04 County: BROWARD Type of Work: BIKE LANE/SIDEWALK Extra Description: 4 LANE URBAN, UNDIVIDED SECTION WITH CENTER TURN LANE; RECONSTRUCT CURB & GUTTER, SIDEWALK; R/W APPEARS TO BE								
Roadway ID: 86033500			Beginning Section: 1.430		Project Length: .597			
			Ending Section: 2.027		Lanes Existing/Improved/Added: 4/ 0/ 0			
PRELIMINARY ENGINEERING / MANAGED BY FDOT								
SU -STP, URBAN AREAS > 200K	0	0	0	0	221,281	0	0	221,281
Item 431688 1	0	0	0	0	221,281	0	0	221,281
Totals:								
Project Total:	0	0	0	0	221,281	0	0	221,281

Fund	<2015	2015	2016	2017	2018	2019	>2019	All Years
Item Number: 431691 1 Project Description: SR-7/US-441 FROM NW 3 STREET TO SR-838/SUNRISE BLVD *NON-SIS* District: 04 County: BROWARD Type of Work: BIKE LANE/SIDEWALK Extra Description: 6 LANE URBAN, DIVIDED SECTION, 2 OUTSIDE LANES 11' INSIDE LANE VARIES 10-13'; 730' OF BIKE LANE EXIST S OF SUNRISE INCLUDING ACROSS BRIDGE, RECONSTRUCT CURB & GUTTER, SIDEWALK 112' FIXED BRIDGE 2013 MPO PRIORITY #6								
Roadway ID: 86100000			Beginning Section: 10.463		Project Length: .839			
			Ending Section: 11.302		Lanes Existing/Improved/Added: 3/ 3/ 0			
PRELIMINARY ENGINEERING / MANAGED BY FDOT								
DDR -DISTRICT DEDICATED REVENUE	0	0	0	0	173,666	0	0	173,666
DIH -STATE IN-HOUSE PRODUCT SUPPORT	0	0	0	0	5,000	0	0	5,000
Item 431691 1	0	0	0	0	178,666	0	0	178,666
Totals:								
Project Total:	0	0	0	0	178,666	0	0	178,666

Fund	<2015	2015	2016	2017	2018	2019	>2019	All Years
Item Number: 431698 1 Project Description: PETERS ROAD FROM PINE ISLAND ROAD TO EAST TROPICAL WAY *NON-SIS* District: 04 County: BROWARD Type of Work: BIKE LANE/SIDEWALK Extra Description: 2013 MPO PRIORITY #4 4 LANE URBAN SECTION, DIVIDED; RECONSTRUCT CURB & GUTTER, SIDEWALK.								
Roadway ID: 86523500			Beginning Section: .000		Project Length: 1.762			

Ending Section: .962

Lanes Existing/Improved/Added: 4/ 0/ 0

PRELIMINARY ENGINEERING / MANAGED BY FDOT								
SU -STP, URBAN AREAS > 200K	0	0	390,000	0	0	0	0	390,000
CONSTRUCTION / MANAGED BY FDOT								
SA -STP, ANY AREA	0	0	0	0	0	3,920,344	0	3,920,344
Item 431698 1	0	0	390,000	0	0	3,920,344	0	4,310,344
Totals:								
Project Total:	0	0	390,000	0	0	3,920,344	0	4,310,344

Fund	<2015	2015	2016	2017	2018	2019	>2019	All Years
Item Number: 431710 1 Project Description: NW 35 AVENUE FROM N OF BROWARD BLVD TO NW 5TH PLACE *NON-SIS*								
District: 04 County: BROWARD Type of Work: LANDSCAPING								
Extra Description: 2011 MPO PRIORITY # 6 ENHANCEMENT PROJECTS LAP WITH CITY OF LAUDERHILL								
Roadway ID: 86900044 Beginning Section: .000 Project Length: .460								
Ending Section: .460 Lanes Existing/Improved/Added: 0/ 0/ 0								
PRELIMINARY ENGINEERING / MANAGED BY FDOT								
SE -STP, ENHANCEMENT	5,000	0	0	0	0	0	0	5,000
CONSTRUCTION / MANAGED BY CITY OF LAUDERHILL								
LFP -LOCAL FUNDS FOR PARTICIPATING	0	22,880	0	0	0	0	0	22,880
SE -STP, ENHANCEMENT	0	600,290	0	0	0	0	0	600,290
Item 431710 1	5,000	623,170	0	0	0	0	0	628,170
Totals:								
Project Total:	5,000	623,170	0	0	0	0	0	628,170

Fund	<2015	2015	2016	2017	2018	2019	>2019	All Years
Item Number: 431715 1 Project Description: SW 36 AVENUE FROM 600' N OF MCNAB RD TO W PALM AIRE DRIVE *NON-SIS*								
District: 04 County: BROWARD Type of Work: SIDEWALK								
Extra Description: 2011 MPO PRIORITY #4 ENHANCEMENT PROJECTS LAP WITH CITY OF POMPANO BEACH								
Roadway ID: 86000466 Beginning Section: .631 Project Length: .454								
Ending Section: 1.085 Lanes Existing/Improved/Added: 4/ 0/ 0								
PRELIMINARY ENGINEERING / MANAGED BY FDOT								
TALT - TRANSPORTATION ALTS- ANY AREA	7,000	0	0	0	0	0	0	7,000
CONSTRUCTION / MANAGED BY CITY OF POMPANO BEACH								
LFP -LOCAL FUNDS FOR PARTICIPATING	0	111,750	0	0	0	0	0	111,750
TALT - TRANSPORTATION ALTS- ANY AREA	0	237,404	0	0	0	0	0	237,404
TALU - TRANSPORTATION ALTS- >200K	0	285,076	0	0	0	0	0	285,076
CONSTRUCTION / MANAGED BY FDOT								
TALU - TRANSPORTATION ALTS- >200K	0	17,390	0	0	0	0	0	17,390
Item 431715 1	7,000	651,620	0	0	0	0	0	658,620
Totals:								
Project Total:	7,000	651,620	0	0	0	0	0	658,620

Fund	<2015	2015	2016	2017	2018	2019	>2019	All Years
Item Number: 431716 1 Project Description: SW/NW 8 AVE FROM SW 11 STREET TO PEMBROKE ROAD *NON-SIS*								

District: 04	County: BROWARD						Type of Work: LIGHTING	
Extra 2011 ENHANCEMENT - SPONSOR CITY OF HALLANDALE BEACH 2011 MPO RANKING #07. LAP PROJECTS ADMINISTERED BY LOCALS SE								
Description: FUNDS SOFTMATCH 100% FEDERAL FUNDS								
Roadway ID: 86000099	Beginning Section: .000			Project Length: 1.535				
	Ending Section: 1.535			Lanes Existing/Improved/Added: 2/ 2/ 0				
PRELIMINARY ENGINEERING / MANAGED BY FDOT								
TALT - TRANSPORTATION ALTS- ANY AREA	5,000	0	0	0	0	0	0	5,000
CONSTRUCTION / MANAGED BY CITY OF HALLANDALE BEACH								
TALT - TRANSPORTATION ALTS- ANY AREA	0	307,820	0	0	0	0	0	307,820
Item 431716 1	5,000	307,820	0	0	0	0	0	312,820
Totals:								
Project Total:	5,000	307,820	0	0	0	0	0	312,820

Fund	<2015	2015	2016	2017	2018	2019	>2019	All Years
Item Number: 431717 1 Project Description: NW NEIGHBORHOOD PHASE III FROM NW 6 ST TO NW 7 STREET *NON-SIS*								
District: 04 County: BROWARD Type of Work: SIDEWALK								
Extra 2011 ENHANCEMENT - SPONSOR CITY OF FT.LAUDERDALE 2011 MPO RANKING #02. PROJECT ADMINISTERED BY FDOT SE FUNDS								
Description: SOFTMATCH 100% FEDERAL FUNDS LOCATIONS:NW 15 TERR & NW 15 WAY FROM NW 6TH ST TO NW 7TH ST AND NW 7TH STREET FROM NW 15TH WAY TO NW 15TH TERR								
Roadway ID: 86900039	Beginning Section: .000			Project Length: .295				
	Ending Section: .122			Lanes Existing/Improved/Added: 0/ 0/ 0				
PRELIMINARY ENGINEERING / MANAGED BY FDOT								
SU -STP, URBAN AREAS > 200K	185,560	0	0	0	0	0	0	185,560
TALT - TRANSPORTATION ALTS- ANY AREA	5,007	0	0	0	0	0	0	5,007
CONSTRUCTION / MANAGED BY FDOT								
LFP -LOCAL FUNDS FOR PARTICIPATING	0	681,766	0	0	0	0	0	681,766
TALT - TRANSPORTATION ALTS- ANY AREA	0	191,795	0	0	0	0	0	191,795
TALU - TRANSPORTATION ALTS- >200K	0	783,303	0	0	0	0	0	783,303
Item 431717 1	190,567	1,656,864	0	0	0	0	0	1,847,431
Totals:								
Project Total:	190,567	1,656,864	0	0	0	0	0	1,847,431

Fund	<2015	2015	2016	2017	2018	2019	>2019	All Years
Item Number: 431756 1 Project Description: UNIVERSITY DRIVE FROM NW 40TH ST TO SAWGRASS *NON-SIS*								
District: 04 County: BROWARD Type of Work: ADD LANES & RECONSTRUCT								
Extra Description: 2013 MPO #11								
Roadway ID: 86220000	Beginning Section: 21.506			Project Length: 1.600				
	Ending Section: 23.106			Lanes Existing/Improved/Added: 3/ 3/ 1				
P D & E / MANAGED BY FDOT								
ACSA -ADVANCE CONSTRUCTION (SA)	5,000	0	0	0	0	0	0	5,000
DDR -DISTRICT DEDICATED REVENUE	13,490	0	0	0	0	0	0	13,490
SA -STP, ANY AREA	237,586	0	0	0	0	0	0	237,586
PRELIMINARY ENGINEERING / MANAGED BY FDOT								

SA -STP, ANY AREA	25,653	1,105,000	0	0	0	0	0	1,130,653
Item 431756 1	281,729	1,105,000	0	0	0	0	0	1,386,729
Totals:								
Project Total:	281,729	1,105,000	0	0	0	0	0	1,386,729

Fund	<2015	2015	2016	2017	2018	2019	>2019	All Years
Item Number: 431757 1 Project Description: SW 30TH AVE. FROM GRIFFIN ROAD TO SW 45TH ST *NON-SIS* District: 04 County: BROWARD Type of Work: ADD LANES & RECONSTRUCT								
Extra Description: 2013 MPO #13								
Roadway ID: 86000415			Beginning Section: .000		Project Length: .252			
			Ending Section: .252		Lanes Existing/Improved/Added: 2/ 2/ 2			
P D & E / MANAGED BY FDOT								
EB -EQUITY BONUS	26,660	0	0	0	0	0	0	26,660
SA -STP, ANY AREA	5,000	0	0	0	0	0	0	5,000
PRELIMINARY ENGINEERING / MANAGED BY FDOT								
ACSU -ADVANCE CONSTRUCTION (SU)	10,000	0	0	0	0	0	0	10,000
EB -EQUITY BONUS	3,000	0	0	0	0	0	0	3,000
SU -STP, URBAN AREAS > 200K	737,757	0	0	0	0	0	0	737,757
CONSTRUCTION / MANAGED BY FDOT								
SA -STP, ANY AREA	0	0	218,656	0	0	0	0	218,656
SU -STP, URBAN AREAS > 200K	0	0	1,533,734	0	0	0	0	1,533,734
ENVIRONMENTAL / MANAGED BY FDOT								
SA -STP, ANY AREA	0	5,000	0	0	0	0	0	5,000
Item 431757 1	782,417	5,000	1,752,390	0	0	0	0	2,539,807
Totals:								
Project Total:	782,417	5,000	1,752,390	0	0	0	0	2,539,807

Fund	<2015	2015	2016	2017	2018	2019	>2019	All Years
Item Number: 431770 1 Project Description: SR-820/HOLLYWOOD BLV -PINES BLVD FR SR-93/I-75 TO YOUNG CIRCLE *SIS* District: 04 County: BROWARD Type of Work: PTO STUDIES								
Extra Description: 2013 MPO PRIORITY #8								
Roadway ID: 86040000			Beginning Section: 5.728		Project Length: 12.337			
			Ending Section: 18.065		Lanes Existing/Improved/Added: 4/ 4/ 0			
PLANNING / MANAGED BY FDOT								
SU -STP, URBAN AREAS > 200K	259,996	0	0	0	0	0	0	259,996
P D & E / MANAGED BY FDOT								
SU -STP, URBAN AREAS > 200K	167,437	0	0	0	0	0	0	167,437
PRELIMINARY ENGINEERING / MANAGED BY FDOT								
SU -STP, URBAN AREAS > 200K	0	1,025,000	0	0	0	0	0	1,025,000
Item 431770 1	427,433	1,025,000	0	0	0	0	0	1,452,433
Totals:								
Project Total:	427,433	1,025,000	0	0	0	0	0	1,452,433

Fund	<2015	2015	2016	2017	2018	2019	>2019	All Years
Item Number: 432146 1 Project Description: SR-84 BRIDGE #860008 OVER THE SOUTH FORK OF THE NEW RIVER; REHAB *NON-SIS*								

District: 04	County: BROWARD	Type of Work: BRIDGE REHABILITATION
Extra Description: REHAB BRIDGE 860008		
Roadway ID: 86080000	Beginning Section: 16.664 Ending Section: 16.708	Project Length: .044 Lanes Existing/Improved/Added: 4/ 0/ 0
PRELIMINARY ENGINEERING / MANAGED BY FDOT		
DIH -STATE IN-HOUSE PRODUCT SUPPORT	0	20,000
CONSTRUCTION / MANAGED BY FDOT		
BRRP -STATE BRIDGE REPAIR & REHAB	0	757,323
DIH -STATE IN-HOUSE PRODUCT SUPPORT	0	5,610
Item 432146 1 Totals:	0	782,933
Project Total:	0	782,933

Fund	<2015	2015	2016	2017	2018	2019	>2019	All Years
Item Number: 432153 1 District: 04	Project Description: SR-858/HALLANDALE BCH BLVD. FROM MP 5.241 TO MP 5.389 County: BROWARD		*NON-SIS*		Type of Work: BRIDGE REHABILITATION			
Roadway ID: 86200000	Beginning Section: 5.241 Ending Section: 5.389		Project Length: .148 Lanes Existing/Improved/Added: 6/ 0/ 0					
PRELIMINARY ENGINEERING / MANAGED BY FDOT								
DIH -STATE IN-HOUSE PRODUCT SUPPORT	0	0	50,000	0	0	0	0	50,000
CONSTRUCTION / MANAGED BY FDOT								
BRRP -STATE BRIDGE REPAIR & REHAB	0	0	0	0	3,761,208	0	0	3,761,208
DIH -STATE IN-HOUSE PRODUCT SUPPORT	0	0	0	0	5,610	0	0	5,610
Item 432153 1 Totals:	0	0	50,000	0	3,766,818	0	0	3,816,818
Project Total:	0	0	50,000	0	3,766,818	0	0	3,816,818

Fund	<2015	2015	2016	2017	2018	2019	>2019	All Years
Item Number: 432222 1 District: 04	Project Description: SR-9/I-95 @SR-862/I-595 BRIDGE PAINTING BRDG#860541/0542 County: BROWARD		*SIS*		Type of Work: BRIDGE - PAINTING			
Extra Description: STEEL BRIDGE PAINTING, TWO RAMP BIDGES, #860541, #860542								
Roadway ID: 86095056	Beginning Section: 2.000 Ending Section: 2.500		Project Length: .930 Lanes Existing/Improved/Added: 2/ 0/ 0					
PRELIMINARY ENGINEERING / MANAGED BY FDOT								
DIH -STATE IN-HOUSE PRODUCT SUPPORT	0	0	0	30,000	0	0	0	30,000
CONSTRUCTION / MANAGED BY FDOT								
BRRP -STATE BRIDGE REPAIR & REHAB	0	0	0	0	6,668,467	0	0	6,668,467
DDR -DISTRICT DEDICATED REVENUE	0	0	0	0	943,639	0	0	943,639
DIH -STATE IN-HOUSE PRODUCT SUPPORT	0	0	0	0	5,610	0	0	5,610
Item 432222 1 Totals:	0	0	0	30,000	7,617,716	0	0	7,647,716

Project Total:	0	0	0	30,000	7,617,716	0	0	7,647,716
----------------	---	---	---	--------	-----------	---	---	-----------

Fund	<2015	2015	2016	2017	2018	2019	>2019	All Years
Item Number: 432323 1 Project Description: SR-A1A/S OCEAN DR FROM MONROE STREET TO SHERIDAN STREET *NON-SIS* District: 04 County: BROWARD Type of Work: RESURFACING								
Roadway ID: 86030000 Beginning Section: 2.288 Project Length: 1.816 Ending Section: 4.104 Lanes Existing/Improved/Added: 3/ 3/ 0								
PRELIMINARY ENGINEERING / MANAGED BY FDOT								
DDR -DISTRICT DEDICATED REVENUE	0	130,000	0	0	0	0	0	130,000
DIH -STATE IN-HOUSE PRODUCT SUPPORT	0	10,000	0	0	0	0	0	10,000
CONSTRUCTION / MANAGED BY FDOT								
DDR -DISTRICT DEDICATED REVENUE	0	0	0	1,757,525	0	0	0	1,757,525
DIH -STATE IN-HOUSE PRODUCT SUPPORT	0	0	0	10,910	0	0	0	10,910
Item 432323 1 Totals:	0	140,000	0	1,768,435	0	0	0	1,908,435
Project Total:	0	140,000	0	1,768,435	0	0	0	1,908,435

Fund	<2015	2015	2016	2017	2018	2019	>2019	All Years
Item Number: 432709 1 Project Description: I-75/SR-93 AT GRIFFIN RD. *SIS* District: 04 County: BROWARD Type of Work: INTERCHANGE IMPROVEMENT								
Extra Description: INCLUDES EAST SIDE RAMP IMPROVEMENTS @ I-75 AT GRIFFIN ROAD CONSTRUCTION RELATED PHASES MOVED TO 433747-1 AND 416786-2-52-04 INTERCHANGE IMPROVEMENT								
Roadway ID: 86075000 Beginning Section: 6.500 Project Length: 2.100 Ending Section: 8.600 Lanes Existing/Improved/Added: 8/ 8/ 0								
PRELIMINARY ENGINEERING / MANAGED BY FDOT								
DIH -STATE IN-HOUSE PRODUCT SUPPORT	103,293	0	0	0	0	0	0	103,293
DS -STATE PRIMARY HIGHWAYS & PTO	1,301,367	0	0	0	0	0	0	1,301,367
Item 432709 1 Totals:	1,404,660	0	0	0	0	0	0	1,404,660
Item Number: 433747 1 Project Description: I-75/SR-93 FR N OF SR-848/STIRLING TO S OF SW 36TH STREET-RV *SIS* District: 04 County: BROWARD Type of Work: FUNDING ACTION								
Extra Description: CONSTRUCTION RESERVE FOR 432709-1								
CONSTRUCTION / MANAGED BY FDOT								
DIH -STATE IN-HOUSE PRODUCT SUPPORT	0	0	0	0	11,560	0	0	11,560
DS -STATE PRIMARY HIGHWAYS & PTO	0	0	0	0	7,276,693	0	0	7,276,693
Item 433747 1 Totals:	0	0	0	0	7,288,253	0	0	7,288,253
Project Total:	1,404,660	0	0	0	7,288,253	0	0	8,692,913

Fund	<2015	2015	2016	2017	2018	2019	>2019	All Years
Item Number: 432710 1 Project Description: I-75/SR-93 AT GRIFFIN RD. *SIS* District: 04 County: BROWARD Type of Work: INTERCHANGE IMPROVEMENT								
Extra Description: WEST SIDE OF I-75 AT GRIFFIN ROAD								

Roadway ID: 86075000	Beginning Section: 6.500	Project Length: 2.100						
	Ending Section: 8.600	Lanes Existing/Improved/Added: 8/ 8/ 0						
PRELIMINARY ENGINEERING / MANAGED BY FDOT								
DIH -STATE IN-HOUSE PRODUCT SUPPORT	0	0	30,000	0	0	0	0	30,000
Item 432710 1	0	0	30,000	0	0	0	0	30,000
Totals:								
Project Total:	0	0	30,000	0	0	0	0	30,000

Fund	<2015	2015	2016	2017	2018	2019	>2019	All Years
Item Number: 432724 1	Project Description: SR-838/SUNRISE BLVD FR SR-869/SAWGRASS EXPWY TO SR-A1A						*NON-SIS*	
District: 04	County: BROWARD						Type of Work: PTO STUDIES	
Extra Description: 2013 MPO PRIORITY #14 URBAN CONGESTION MANAGEMENT AND TRANSIT OPERATIONAL IMPROVEMENT STUDY								
Roadway ID: 86110000	Beginning Section: .000						Project Length: 14.801	
	Ending Section: 8.161						Lanes Existing/Improved/Added: 6/ 0/ 0	
PLANNING / RESPONSIBLE AGENCY NOT AVAILABLE								
SU -STP, URBAN AREAS > 200K	0	230,000	500,000	0	0	0	0	730,000
P D & E / MANAGED BY FDOT								
SU -STP, URBAN AREAS > 200K	0	0	260,000	0	0	0	0	260,000
PRELIMINARY ENGINEERING / MANAGED BY FDOT								
SU -STP, URBAN AREAS > 200K	0	0	0	1,181,223	0	0	0	1,181,223
Item 432724 1	0	230,000	760,000	1,181,223	0	0	0	2,171,223
Totals:								
Project Total:	0	230,000	760,000	1,181,223	0	0	0	2,171,223

Fund	<2015	2015	2016	2017	2018	2019	>2019	All Years
Item Number: 432782 1	Project Description: BROWARD COUNTY WETLAND MITIGATION RESERVE						*NON-SIS*	
District: 04	County: BROWARD						Type of Work: FUNDING ACTION	
ENVIRONMENTAL / MANAGED BY FDOT								
DDR -DISTRICT DEDICATED REVENUE	0	0	358,186	0	0	0	0	358,186
Item 432782 1	0	0	358,186	0	0	0	0	358,186
Totals:								
Project Total:	0	0	358,186	0	0	0	0	358,186

Fund	<2015	2015	2016	2017	2018	2019	>2019	All Years
Item Number: 432786 1	Project Description: SR-834/SAMPLE ROAD FROM WEST OF SR-817 TO SR-811/DIXIE HWY						*SIS*	
District: 04	County: BROWARD						Type of Work: PTO STUDIES	
Extra Description: 2013 MPO PRIORITY #15. URBAN CONGESTION MANAGEMENT AND TRANSIT OPERATIONAL IMPROVEMENT STUDY.								
Roadway ID: 86028000	Beginning Section: .000						Project Length: 8.590	
	Ending Section: 8.590						Lanes Existing/Improved/Added: 6/ 0/ 0	
PLANNING / RESPONSIBLE AGENCY NOT AVAILABLE								
SU -STP, URBAN AREAS > 200K	0	0	0	230,000	500,000	0	0	730,000
P D & E / MANAGED BY FDOT								
DDR -DISTRICT DEDICATED REVENUE	0	0	0	0	250,000	0	0	250,000
DIH -STATE IN-HOUSE PRODUCT SUPPORT	0	0	0	0	5,000	0	0	5,000
PRELIMINARY ENGINEERING / MANAGED BY FDOT								
DIH -STATE IN-HOUSE PRODUCT SUPPORT	0	0	0	0	0	25,000	0	25,000

DS -STATE PRIMARY HIGHWAYS & PTO	0	0	0	0	0	1,000,000	0	1,000,000
Item 432786 1 Totals:	0	0	0	230,000	755,000	1,025,000	0	2,010,000
Project Total:	0	0	0	230,000	755,000	1,025,000	0	2,010,000

Fund	<2015	2015	2016	2017	2018	2019	>2019	All Years
Item 432861 1 Number: District: 04	Project MLK JR BLVD/HAMMOND VILLE RD. FRM FL TURNPIKE TO SR- Description: 845/POWERLINE ROAD County: BROWARD						*NON-SIS*	
Extra Description:		TRANSIT RELATED IMPROVEMENT/UPGRADE TCSP RECEIVED IN 2012 LOCAL AGENCY IS POMPANO BEACH						
Roadway ID: 86036500		Beginning Section: .000		Ending Section: .845		Project Length: .845		Lanes Existing/Improved/Added: 2/ 2/ 0
PRELIMINARY ENGINEERING / MANAGED BY FDOT								
SA -STP, ANY AREA	5,000	0	0	0	0	0	0	5,000
CONSTRUCTION / MANAGED BY CITY OF POMPANO BEACH								
LFP -LOCAL FUNDS FOR PARTICIPATING	0	2,400,000	0	0	0	0	0	2,400,000
SA -STP, ANY AREA	0	68,379	0	0	0	0	0	68,379
TCSP -TRANS, COMMUNITY & SYSTEM PRES	0	768,948	0	0	0	0	0	768,948
Item 432861 1 Totals:	5,000	3,237,327	0	0	0	0	0	3,242,327
Project Total:	5,000	3,237,327	0	0	0	0	0	3,242,327

Fund	<2015	2015	2016	2017	2018	2019	>2019	All Years
Item Number: 432949 1 District: 04	Project Description: OLD DIXIE HIGHWAY FROM NE 13TH STREET TO NE 19TH STREET County: BROWARD						*NON-SIS*	
Extra Description:		BIKE/PEDESTRIAN PROJECT 2013 MPO PRIORITY #5						
Roadway ID: 86000164		Beginning Section: .000		Ending Section: .652		Project Length: .905		Lanes Existing/Improved/Added: 2/ 2/ 0
PRELIMINARY ENGINEERING / MANAGED BY FDOT								
SA -STP, ANY AREA	5,237	0	0	0	0	0	0	5,237
SU -STP, URBAN AREAS > 200K	95,042	0	0	0	0	0	0	95,042
CONSTRUCTION / MANAGED BY FDOT								
SU -STP, URBAN AREAS > 200K	0	0	0	3,058,645	0	0	0	3,058,645
Item 432949 1 Totals:	100,279	0	0	3,058,645	0	0	0	3,158,924
Project Total:	100,279	0	0	3,058,645	0	0	0	3,158,924

Fund	<2015	2015	2016	2017	2018	2019	>2019	All Years
Item 433062 1 Number: District: 04	Project WILES ROAD FROM RIVERSIDE DRIVE TO ROCK ISLAND Description: ROAD County: BROWARD						*NON-SIS*	
Extra Description:		CIGP - COUNTY INCENTIVE GRANT PROGRAM, JPA W/BROWARD COUNTY 50/50 SPLIT DESIGN AND CONSTRUCTION						
Roadway ID: 86000011		Beginning Section: .000		Ending Section: .663		Project Length: .927		Lanes Existing/Improved/Added: 4/ 0/ 0
PRELIMINARY ENGINEERING / MANAGED BY BROWARD COUNTY BOCC								
CIGP -COUNTY INCENTIVE GRANT	500,000	0	0	0	0	0	0	500,000

PROGRAM								
LF -LOCAL FUNDS	500,000	0	0	0	0	0	0	500,000
CONSTRUCTION / MANAGED BY BROWARD COUNTY BOCC								
CIGP -COUNTY INCENTIVE GRANT PROGRAM	0	0	5,495,825	0	0	0	0	5,495,825
LF -LOCAL FUNDS	0	0	5,495,825	0	0	0	0	5,495,825
Item 433062 1	1,000,000	0	10,991,650	0	0	0	0	11,991,650
Totals:								
Project Total:	1,000,000	0	10,991,650	0	0	0	0	11,991,650

Fund	<2015	2015	2016	2017	2018	2019	>2019	All Years
Item Number: 433182 1	Project Description: SW 145TH AVE @ PINES BLVD. INTERSECTION IMPROVEMENT		Beginning Section: 1.037			Project Length: .078		
District: 04	County: BROWARD		Ending Section: 1.115			Lanes Existing/Improved/Added: 4/ 0/ 0		
Type of Work: INTERSECTION IMPROVEMENT								
Extra Description: JPA W/CITY OF PEMBROKE PINES & BROWARD COUNTY, CONVERT THRU LANE TO A 3RD NB TO WB LEFT TURN LANE. CONVERT RIGHT TURN LANE TO SHARED THRU/RIGHT TURN LANE.								

PRELIMINARY ENGINEERING / MANAGED BY CITY OF PEMBROKE PINES								
CIGP -COUNTY INCENTIVE GRANT PROGRAM	25,000	0	0	0	0	0	0	25,000
LF -LOCAL FUNDS	25,000	0	0	0	0	0	0	25,000
CONSTRUCTION / MANAGED BY CITY OF PEMBROKE PINES								
CIGP -COUNTY INCENTIVE GRANT PROGRAM	0	0	250,000	0	0	0	0	250,000
LF -LOCAL FUNDS	0	0	250,000	0	0	0	0	250,000
Item 433182 1	50,000	0	500,000	0	0	0	0	550,000
Totals:								
Project Total:	50,000	0	500,000	0	0	0	0	550,000

Fund	<2015	2015	2016	2017	2018	2019	>2019	All Years
Item Number: 433199 1	Project Description: RAVENSWOOD RD FROM STIRLING RD TO GRIFFIN RD		Beginning Section: .000			Project Length: 1.000		
District: 04	County: BROWARD		Ending Section: 1.000			Lanes Existing/Improved/Added: 2/ 0/ 0		
Type of Work: BIKE LANE/SIDEWALK								
Extra Description: 2013 MPO TRANSPORTATION ALTERNATIVE PRIORITY #1 SPONSOR BROWARD COUNTY								

PRELIMINARY ENGINEERING / MANAGED BY FDOT								
TALT - TRANSPORTATION ALTS- ANY AREA	5,000	0	0	0	0	0	0	5,000
CONSTRUCTION / MANAGED BY BROWARD COUNTY BOCC								
LFP -LOCAL FUNDS FOR PARTICIPATING	0	0	2,627,621	0	0	0	0	2,627,621
TALT - TRANSPORTATION ALTS- ANY AREA	0	0	99,900	0	0	0	0	99,900
TALU - TRANSPORTATION ALTS- >200K	0	0	943,786	0	0	0	0	943,786
Item 433199 1	5,000	0	3,671,307	0	0	0	0	3,676,307
Totals:								
Project Total:	5,000	0	3,671,307	0	0	0	0	3,676,307

Fund	<2015	2015	2016	2017	2018	2019	>2019	All Years
Item Number: 433207 1	Project Description: NW 9TH AVENUE FROM BROWARD BLVD. TO SISTRUNK BLVD.		Beginning Section: .000			Project Length: 1.000		
Type of Work: BIKE LANE/SIDEWALK								
Extra Description: 2013 MPO TRANSPORTATION ALTERNATIVE PRIORITY #1 SPONSOR BROWARD COUNTY								

District: 04	County: BROWARD						Type of Work: SIDEWALK	
Extra Description: MPO PRIORITY #4. DEPARTMENT WILL ADMINISTER THE PROJECT TRANSPORTATION ALTERNATIVES PROJECT FOR 12/13 CYCLE								
Roadway ID: 86550500	Beginning Section: .000			Project Length: .512				
	Ending Section: .512			Lanes Existing/Improved/Added: 2/ 0/ 0				
PRELIMINARY ENGINEERING / MANAGED BY FDOT								
SU -STP, URBAN AREAS > 200K	150,000	0	0	0	0	0	0	150,000
TALT - TRANSPORTATION ALTS- ANY AREA	5,000	0	0	0	0	0	0	5,000
CONSTRUCTION / MANAGED BY FDOT								
LFP -LOCAL FUNDS FOR PARTICIPATING	0	0	1,279,667	0	0	0	0	1,279,667
SA -STP, ANY AREA	0	0	68,900	0	0	0	0	68,900
TALT - TRANSPORTATION ALTS- ANY AREA	0	0	105,380	0	0	0	0	105,380
TALU - TRANSPORTATION ALTS- >200K	0	0	999,666	0	0	0	0	999,666
Item 433207 1	155,000	0	2,453,613	0	0	0	0	2,608,613
Totals:								
Project Total:	155,000	0	2,453,613	0	0	0	0	2,608,613

Fund	<2015	2015	2016	2017	2018	2019	>2019	All Years
Item Number: 433209 1 Project Description: NW 44TH STREET FROM 11500 BLOCK TO PINE ISLAND ROAD *NON-SIS*								
District: 04			County: BROWARD			Type of Work: BIKE LANE/SIDEWALK		
Extra Description: MPO PRIORITY #5 LAP WITH THE CITY OF SUNRISE TRANSPORTATION ALTERNATIVES PROJECT FOR 12/13 CYCLE								
Roadway ID: 86000049	Beginning Section: .273			Project Length: 1.833				
	Ending Section: 2.106			Lanes Existing/Improved/Added: 4/ 0/ 0				
PRELIMINARY ENGINEERING / MANAGED BY FDOT								
TALT - TRANSPORTATION ALTS- ANY AREA	5,000	0	0	0	0	0	0	5,000
CONSTRUCTION / MANAGED BY CITY OF SUNRISE								
LFP -LOCAL FUNDS FOR PARTICIPATING	0	0	614,392	0	0	0	0	614,392
SA -STP, ANY AREA	0	0	3,645	0	0	0	0	3,645
TALT - TRANSPORTATION ALTS- ANY AREA	0	0	573,582	0	0	0	0	573,582
TALU - TRANSPORTATION ALTS- >200K	0	0	288,418	0	0	0	0	288,418
CONSTRUCTION / MANAGED BY FDOT								
TALT - TRANSPORTATION ALTS- ANY AREA	0	0	179,355	0	0	0	0	179,355
Item 433209 1	5,000	0	1,659,392	0	0	0	0	1,664,392
Totals:								
Project Total:	5,000	0	1,659,392	0	0	0	0	1,664,392

Fund	<2015	2015	2016	2017	2018	2019	>2019	All Years
Item Number: 433241 1 Project Description: DIXIE HWY FRM CITY LIMITS TO NE 26 STREET *NON-SIS*								
District: 04			County: BROWARD			Type of Work: LIGHTING		
Extra Description: TRANSPORTATION ALTERNATIVE PROJECT FOR FY 2012/2013 MPO PRIORITY #3; PEDESTRIAN LIGHTING SPONSOR=CITY OF WILTON								
Description: MANORS PROJ ADVANCED FY2016 TO FY2015								
Roadway ID: 86000264	Beginning Section: .242			Project Length: .408				

PRELIMINARY ENGINEERING / MANAGED BY FDOT								
TALU - TRANSPORTATION ALTS- >200K	5,000	0	0	0	0	0	0	5,000
CONSTRUCTION / MANAGED BY CITY OF WILTON MANORS								
LFP -LOCAL FUNDS FOR PARTICIPATING	0	173,250	0	0	0	0	0	173,250
TALT - TRANSPORTATION ALTS- ANY AREA	0	685,598	0	0	0	0	0	685,598
TALU - TRANSPORTATION ALTS- >200K	0	311,402	0	0	0	0	0	311,402
Item 433241 1	5,000	1,170,250	0	0	0	0	0	1,175,250
Totals:								
Project Total:	5,000	1,170,250	0	0	0	0	0	1,175,250

Fund	<2015	2015	2016	2017	2018	2019	>2019	All Years	
Item 433433 1 Number: District: 04	Project Description: NW 21ST AVENUE FROM SR-816/OAKLAND PK BL TO SR-870/COMMERCIAL BLVD County: BROWARD		*NON-SIS*					Type of Work: PD&E/EMO STUDY	
Extra Description: 2013 MPO PRIORITY #16									
Roadway ID: 86000176	Beginning Section: .000		Ending Section: 1.556		Project Length: 1.556 Lanes Existing/Improved/Added: 2/ 2/ 0				
P D & E / MANAGED BY FDOT									
SU -STP, URBAN AREAS > 200K	0	150,000	1,530,000	0	0	0	0	1,680,000	
Item 433433 1	0	150,000	1,530,000	0	0	0	0	1,680,000	
Totals:									
Project Total:	0	150,000	1,530,000	0	0	0	0	1,680,000	

Fund	<2015	2015	2016	2017	2018	2019	>2019	All Years	
Item 433435 1 Number: District: 04	Project Description: SR-845/POWERLINE RD FROM SR-869/SW 10TH ST TO BROWARD/PALM BEACH CL County: BROWARD		*NON-SIS*					Type of Work: PD&E/EMO STUDY	
Extra Description: 2012 MPO PRIORITY #18									
Roadway ID: 86065000	Beginning Section: 11.672		Ending Section: 13.314		Project Length: 1.642 Lanes Existing/Improved/Added: 5/ 0/ 0				
P D & E / MANAGED BY FDOT									
SU -STP, URBAN AREAS > 200K	0	200,000	2,030,000	0	0	0	0	2,230,000	
Item 433435 1	0	200,000	2,030,000	0	0	0	0	2,230,000	
Totals:									
Project Total:	0	200,000	2,030,000	0	0	0	0	2,230,000	

Fund	<2015	2015	2016	2017	2018	2019	>2019	All Years	
Item Number: 433456 1 District: 04	Project Description: DAVIE ROAD FROM SW 39TH ST TO NOVA DRIVE County: BROWARD		*NON-SIS*					Type of Work: LIGHTING	
Extra Description: PEDESTRIAN LIGHTING, LAP WITH THE TOWN OF DAVIE MPO TA PRIORITY #2									
Roadway ID: 86540000	Beginning Section: .566		Ending Section: 1.463		Project Length: .897 Lanes Existing/Improved/Added: 4/ 0/ 0				
PRELIMINARY ENGINEERING / MANAGED BY FDOT									
TALT - TRANSPORTATION ALTS- ANY AREA	5,000	0	0	0	0	0	0	5,000	
CONSTRUCTION / MANAGED BY TOWN OF DAVIE									

TALT - TRANSPORTATION ALTS- ANY AREA	0	0	991,251	0	0	0	0	991,251
Item 433456 1	5,000	0	991,251	0	0	0	0	996,251
Totals:								
Project Total:	5,000	0	991,251	0	0	0	0	996,251

Fund	<2015	2015	2016	2017	2018	2019	>2019	All Years
Item Number: 433579 1 District: 04	Project Description: I-595 EXPRESS LANES TOLL OPERATIONS						*SIS*	
	County: BROWARD						Type of Work: TOLL COLLECTION	
OPERATIONS / MANAGED BY FDOT								
TOBF -I-595	227,081	563,361	757,160	911,792	1,021,186	1,113,201	6,987,559	11,581,340
Item 433579 1	227,081	563,361	757,160	911,792	1,021,186	1,113,201	6,987,559	11,581,340
Totals:								
Project Total:	227,081	563,361	757,160	911,792	1,021,186	1,113,201	6,987,559	11,581,340

Fund	<2015	2015	2016	2017	2018	2019	>2019	All Years
Item Number: 433688 1 District: 04	Project Description: SR-A1A EMERGENCY STABILIZATION						*NON-SIS*	
	County: BROWARD						Type of Work: EMERGENCY OPERATIONS	
Roadway ID: 86050000	Beginning Section: 11.312						Project Length: .038	
	Ending Section: 11.350						Lanes Existing/Improved/Added: 4/ 0/ 0	
MISCELLANEOUS / MANAGED BY FDOT								
-TOTAL OUTSIDE YEARS	41,484	0	0	0	0	0	0	41,484
Item 433688 1	41,484	0	0	0	0	0	0	41,484
Totals:								

Item Number: 433688 2 District: 04	Project Description: SR-A1A EMERGENCY STABILIZATION						*NON-SIS*	
	County: BROWARD						Type of Work: EMERGENCY OPERATIONS	
Roadway ID: 86050000	Beginning Section: 11.312						Project Length: .038	
	Ending Section: 11.350						Lanes Existing/Improved/Added: 4/ 0/ 0	
MISCELLANEOUS / MANAGED BY FDOT								
-TOTAL OUTSIDE YEARS	74,811	0	0	0	0	0	0	74,811
Item 433688 2	74,811	0	0	0	0	0	0	74,811
Totals:								

Item Number: 433688 3 District: 04	Project Description: SR-A1A EMERGENCY STABILIZATION						*NON-SIS*	
	County: BROWARD						Type of Work: EMERGENCY OPERATIONS	
Roadway ID: 86050000	Beginning Section: 4.042						Project Length: 7.308	
	Ending Section: 11.350						Lanes Existing/Improved/Added: 4/ 0/ 0	
MISCELLANEOUS / MANAGED BY FDOT								
-TOTAL OUTSIDE YEARS	5,000	0	0	0	0	0	0	5,000
Item 433688 3	5,000	0	0	0	0	0	0	5,000
Totals:								

Item Number: 433688 4 District: 04	Project Description: SR-A1A WASHOUT FROM SOUTH OF NE 14TH CT TO NORTH OF NE 18TH ST						*NON-SIS*	
	County: BROWARD						Type of Work: FLEXIBLE PAVEMENT RECONSTRUCT.	
Roadway ID: 86050000	Beginning Section: 3.334						Project Length: .988	
	Ending Section: 4.322						Lanes Existing/Improved/Added: 4/ 2/ 0	
PRELIMINARY ENGINEERING / MANAGED BY FDOT								
-TOTAL OUTSIDE YEARS	823,972	0	0	0	0	0	0	823,972

RIGHT OF WAY / MANAGED BY FDOT								
-TOTAL OUTSIDE YEARS	1,000	0	0	0	0	0	0	1,000
CONSTRUCTION / MANAGED BY FDOT								
-TOTAL OUTSIDE YEARS	13,407,402	0	0	0	0	0	0	13,407,402

ENVIRONMENTAL / MANAGED BY FDOT

-TOTAL OUTSIDE YEARS	21,978	0	0	0	0	0	0	21,978
Item 433688 4 Totals:	14,254,352	0	0	0	0	0	0	14,254,352
Item Number: 433688 5	Project Description: SR-A1A WASHOUT FROM S OF NE 14 COURT TO N OF NE 18 STREET							*NON-SIS*
District: 04	County: BROWARD							Type of Work: EMERGENCY OPERATIONS
Roadway ID: 86050000	Beginning Section: 3.615					Project Length: .777		
	Ending Section: 4.392					Lanes Existing/Improved/Added: 2/ 0/ 0		

CONSTRUCTION / MANAGED BY FDOT

-TOTAL OUTSIDE YEARS	139,923	0	0	0	0	0	0	139,923
----------------------	---------	---	---	---	---	---	---	---------

MISCELLANEOUS / MANAGED BY FDOT

-TOTAL OUTSIDE YEARS	8,345,104	0	0	0	0	0	0	8,345,104
Item 433688 5 Totals:	8,485,027	0	0	0	0	0	0	8,485,027

Item Number: 433688 6	Project Description: SR-A1A FROM SUNRISE BLVD. TO NE 18 STREET							*NON-SIS*
District: 04	County: BROWARD							Type of Work: LANDSCAPING
Extra Description: STAND ALONE LANDSCAPE PROJECT								
Roadway ID: 86050000	Beginning Section: 3.334					Project Length: 1.079		
	Ending Section: 4.413					Lanes Existing/Improved/Added: 4/ 4/ 0		

PRELIMINARY ENGINEERING / MANAGED BY FDOT

DDR -DISTRICT DEDICATED REVENUE	120,000	0	0	0	0	0	0	120,000
DIH -STATE IN-HOUSE PRODUCT SUPPORT	13,000	0	0	0	0	0	0	13,000

CONSTRUCTION / MANAGED BY FDOT

DDR -DISTRICT DEDICATED REVENUE	0	0	0	1,285,640	0	0	0	1,285,640
DIH -STATE IN-HOUSE PRODUCT SUPPORT	0	0	0	10,910	0	0	0	10,910
Item 433688 6 Totals:	133,000	0	0	1,296,550	0	0	0	1,429,550
Project Total:	22,993,674	0	0	1,296,550	0	0	0	24,290,224

Fund	<2015	2015	2016	2017	2018	2019	>2019	All Years
Item Number: 433889 1	Project Description: SR-5/US-1 BRIDGE #860259 OVER HILLSBORO CANAL						*NON-SIS*	
District: 04	County: BROWARD						Type of Work: BRIDGE REHABILITATION	
Roadway ID: 86020000	Beginning Section: 15.244				Project Length: .046			
	Ending Section: 15.290				Lanes Existing/Improved/Added: 6/ 0/ 0			
DIH -STATE IN-HOUSE PRODUCT SUPPORT	0	0	0	10,000	0	0	0	10,000
Item 433889 1 Totals:	0	0	0	10,000	0	0	0	10,000
Project Total:	0	0	0	10,000	0	0	0	10,000

Fund	<2015	2015	2016	2017	2018	2019	>2019	All Years
Item Number: 433894 1	Project Description: SR-736/DAVIE BLVD BRIDGE #860038 OVER SOUTH FORK OF NEW RIVER						*NON-SIS*	
District: 04	County: BROWARD						Type of Work: BRIDGE REHABILITATION	
Roadway ID: 86210000	Beginning Section: 2.620				Project Length: .078			

PRELIMINARY ENGINEERING / MANAGED BY FDOT								
BRRP -STATE BRIDGE REPAIR & REHAB	100,000	0	0	0	0	0	0	100,000
DIH -STATE IN-HOUSE PRODUCT SUPPORT	5,000	0	0	0	0	0	0	5,000
CONSTRUCTION / MANAGED BY FDOT								
BRRP -STATE BRIDGE REPAIR & REHAB	0	0	0	0	0	770,777	0	770,777
DIH -STATE IN-HOUSE PRODUCT SUPPORT	0	0	0	0	0	5,775	0	5,775
Item 433894 1 Totals:	105,000	0	0	0	0	776,552	0	881,552
Project Total:	105,000	0	0	0	0	776,552	0	881,552

Fund	<2015	2015	2016	2017	2018	2019	>2019	All Years	
Item Number: 433972 1 District: 04	Project Description: SR-842/BROWARD BLVD. PARK & RIDE LOT INSTALL NEW CURB STOPS County: BROWARD		*NON-SIS*				Type of Work: MAINTENANCE RESURFACING (FLEX)		
Extra Description: REPAVE PARKING AREA INSTALL NEW CURB STOPS									
Roadway ID: 86006000	Beginning Section: 5.000		Ending Section: 5.100		Project Length: .100		Lanes Existing/Improved/Added: 6/ 6/ 0		

PRELIMINARY ENGINEERING / MANAGED BY FDOT								
DDR -DISTRICT DEDICATED REVENUE	68,040	0	0	0	0	0	0	68,040
DIH -STATE IN-HOUSE PRODUCT SUPPORT	5,000	0	0	0	0	0	0	5,000
CONSTRUCTION / MANAGED BY FDOT								
DDR -DISTRICT DEDICATED REVENUE	0	735,801	0	0	0	0	0	735,801
DIH -STATE IN-HOUSE PRODUCT SUPPORT	0	10,000	0	0	0	0	0	10,000
Item 433972 1 Totals:	73,040	745,801	0	0	0	0	0	818,841
Project Total:	73,040	745,801	0	0	0	0	0	818,841

Fund	<2015	2015	2016	2017	2018	2019	>2019	All Years	
Item Number: 433977 1 District: 04	Project Description: SR-842/LAS OLAS FROM ISLES OF CAPRI TO W. OF ICWW County: BROWARD		*NON-SIS*				Type of Work: DRAINAGE/RETENTION		
Extra Description: INSTALATION OF FLAP GATE DEVICES AND PIPE LINING									
Roadway ID: 86050000	Beginning Section: .800		Ending Section: 1.600		Project Length: .800		Lanes Existing/Improved/Added: 4/ 0/ 0		

PRELIMINARY ENGINEERING / MANAGED BY FDOT								
DDR -DISTRICT DEDICATED REVENUE	23,666	0	0	0	0	0	0	23,666
DIH -STATE IN-HOUSE PRODUCT SUPPORT	3,000	0	0	0	0	0	0	3,000
CONSTRUCTION / MANAGED BY FDOT								
DDR -DISTRICT DEDICATED REVENUE	0	0	0	53,459	0	0	0	53,459
DIH -STATE IN-	0	0	0	57,187	0	0	0	57,187

HOUSE PRODUCT SUPPORT								
DS -STATE PRIMARY HIGHWAYS & PTO	0	0	0	423,413	0	0	0	423,413
Item 433977 1	26,666	0	0	534,059	0	0	0	560,725
Totals:								
Project Total:	26,666	0	0	534,059	0	0	0	560,725

Fund	<2015	2015	2016	2017	2018	2019	>2019	All Years
Item Number: 433997 1 District: 04	Project Description: SR-736/DAVIE BLVD FROM SW 17TH AVE TO SW 19TH AVE County: BROWARD		*NON-SIS*			Type of Work: MISCELLANEOUS CONSTRUCTION		
Extra Description: WALL REPAIR/REPLACEMENT								
Roadway ID: 86210000	Beginning Section: 2.200		Ending Section: 2.400			Project Length: .200 Lanes Existing/Improved/Added: 4/ 0/ 0		
PRELIMINARY ENGINEERING / MANAGED BY FDOT								
DDR -DISTRICT DEDICATED REVENUE	61,555	0	0	0	0	0	0	61,555
DIH -STATE IN-HOUSE PRODUCT SUPPORT	3,000	0	0	0	0	0	0	3,000
CONSTRUCTION / MANAGED BY FDOT								
DDR -DISTRICT DEDICATED REVENUE	0	114,564	0	0	0	0	0	114,564
DIH -STATE IN-HOUSE PRODUCT SUPPORT	0	10,000	0	0	0	0	0	10,000
Item 433997 1	64,555	124,564	0	0	0	0	0	189,119
Totals:								
Project Total:	64,555	124,564	0	0	0	0	0	189,119

Fund	<2015	2015	2016	2017	2018	2019	>2019	All Years
Item Number: 433998 1 District: 04	Project Description: SR-818 GRIFFIN RD FROM 95TH AVE TO 88TH AVE County: BROWARD		*NON-SIS*			Type of Work: MISCELLANEOUS CONSTRUCTION		
Extra Description: WALL REPAIR/REPLACEMENT								
Roadway ID: 86015000	Beginning Section: 2.473		Ending Section: 3.054			Project Length: .581 Lanes Existing/Improved/Added: 6/ 0/ 0		
PRELIMINARY ENGINEERING / MANAGED BY FDOT								
DDR -DISTRICT DEDICATED REVENUE	25,000	0	0	0	0	0	0	25,000
DIH -STATE IN-HOUSE PRODUCT SUPPORT	3,000	0	0	0	0	0	0	3,000
CONSTRUCTION / MANAGED BY FDOT								
DDR -DISTRICT DEDICATED REVENUE	0	114,564	0	0	0	0	0	114,564
DIH -STATE IN-HOUSE PRODUCT SUPPORT	0	9,999	0	0	0	0	0	9,999
Item 433998 1	28,000	124,563	0	0	0	0	0	152,563
Totals:								
Project Total:	28,000	124,563	0	0	0	0	0	152,563

Fund	<2015	2015	2016	2017	2018	2019	>2019	All Years
------	-------	------	------	------	------	------	-------	-----------

Item Number: 434001 1	Project Description: SR-822/SHERIDAN ST PARK AND RIDE LOT							*NON-SIS*
District: 04	County: BROWARD							Type of Work: MAINTENANCE RESURFACING (FLEX)
Extra Description: REPAVE PARKING AREA, INSTALL NEW CURB STOPS								
Roadway ID: 86230000	Beginning Section: 2.600					Project Length: .010		
	Ending Section: 2.610					Lanes Existing/Improved/Added: 7/ 7/ 0		
PRELIMINARY ENGINEERING / MANAGED BY FDOT								
DDR -DISTRICT DEDICATED REVENUE	71,224	0	0	0	0	0	71,224	
DIH -STATE IN-HOUSE PRODUCT SUPPORT	3,000	0	0	0	0	0	3,000	
CONSTRUCTION / MANAGED BY FDOT								
DDR -DISTRICT DEDICATED REVENUE	0	1,346,355	0	0	0	0	1,346,355	
DIH -STATE IN-HOUSE PRODUCT SUPPORT	0	10,300	0	0	0	0	10,300	
Item 434001 1 Totals:	74,224	1,356,655	0	0	0	0	1,430,879	
Project Total:	74,224	1,356,655	0	0	0	0	1,430,879	

Fund	<2015	2015	2016	2017	2018	2019	>2019	All Years
Item Number: 434004 1	Project Description: SR-842/BROWARD BLVD. @ NW 9TH AVE INTERSECTION						*SIS*	
District: 04	County: BROWARD						Type of Work: TRAFFIC SIGNALS	
Extra Description: REBUILD SIGNAL TO ACCOMMODATE LT PHASES								
Roadway ID: 86006000	Beginning Section: 6.200				Project Length: .010			
	Ending Section: 6.210				Lanes Existing/Improved/Added: 6/ 0/ 0			
PRELIMINARY ENGINEERING / MANAGED BY FDOT								
DDR -DISTRICT DEDICATED REVENUE	43,239	0	0	0	0	0	0	43,239
DIH -STATE IN-HOUSE PRODUCT SUPPORT	5,000	0	0	0	0	0	0	5,000
CONSTRUCTION / MANAGED BY FDOT								
DDR -DISTRICT DEDICATED REVENUE	0	334,492	0	0	0	0	0	334,492
DIH -STATE IN-HOUSE PRODUCT SUPPORT	0	5,150	0	0	0	0	0	5,150
Item 434004 1 Totals:	48,239	339,642	0	0	0	0	0	387,881
Project Total:	48,239	339,642	0	0	0	0	0	387,881

Fund	<2015	2015	2016	2017	2018	2019	>2019	All Years
Item Number: 434005 1	Project Description: SR-870/COMMERCIAL BLVD. @ N.E. 15TH AVE						*NON-SIS*	
District: 04	County: BROWARD						Type of Work: TRAFFIC SIGNALS	
Extra Description: REBUILD SIGNAL TO ACCOMMODATE LT PHASES								
Roadway ID: 86014000	Beginning Section: 2.000				Project Length: .100			
	Ending Section: 2.100				Lanes Existing/Improved/Added: 6/ 0/ 0			
PRELIMINARY ENGINEERING / MANAGED BY FDOT								
DDR -DISTRICT DEDICATED REVENUE	41,565	0	0	0	0	0	0	41,565
DIH -STATE IN-HOUSE PRODUCT SUPPORT	5,000	0	0	0	0	0	0	5,000
CONSTRUCTION / MANAGED BY FDOT								

DDR -DISTRICT DEDICATED REVENUE	0	212,704	0	0	0	0	0	212,704
DIH -STATE IN-HOUSE PRODUCT SUPPORT	0	5,150	0	0	0	0	0	5,150
Item 434005 1	46,565	217,854	0	0	0	0	0	264,419
Totals:								
Project Total:	46,565	217,854	0	0	0	0	0	264,419

Fund	<2015	2015	2016	2017	2018	2019	>2019	All Years
Item 434292 1 Number: District: 04	Project Description: BAYVIEW DR. BRIDGE OVER LONGBOAT INLET BRDG# 865708, REPLACEMENT		County: BROWARD		*NON-SIS*		Type of Work: BRIDGE REPLACEMENT	
Extra Description: OFF SYSTEM BRIDGE REPLACEMENT								
Roadway ID: 86600004	Beginning Section: 2.059		Ending Section: 2.085		Project Length: .026		Lanes Existing/Improved/Added: 2/ 0/ 0	
PRELIMINARY ENGINEERING / MANAGED BY FDOT								
ACSB -ADVANCE CONSTRUCTION (SABR)	0	0	0	315,000	0	0	0	315,000
CONSTRUCTION / MANAGED BY FDOT								
ACSB -ADVANCE CONSTRUCTION (SABR)	0	0	0	0	0	1,718,767	0	1,718,767
Item 434292 1	0	0	0	315,000	0	1,718,767	0	2,033,767
Totals:								
Project Total:	0	0	0	315,000	0	1,718,767	0	2,033,767

Fund	<2015	2015	2016	2017	2018	2019	>2019	All Years
Item Number: 434359 1 District: 04	Project Description: NE 23D AVE BRIDGE BRIDGE #867202 BRIDGE REPLACEMENT		County: BROWARD		*NON-SIS*		Type of Work: BRIDGE REPLACEMENT	
Extra Description: OFF SYSTEM BRIDGE REPLACEMENT								
Roadway ID: 86000194	Beginning Section: .546		Ending Section: .557		Project Length: .011		Lanes Existing/Improved/Added: 2/ 0/ 0	
PRELIMINARY ENGINEERING / MANAGED BY FDOT								
ACSB -ADVANCE CONSTRUCTION (SABR)	0	0	0	310,000	0	0	0	310,000
CONSTRUCTION / MANAGED BY FDOT								
ACSB -ADVANCE CONSTRUCTION (SABR)	0	0	0	0	0	1,386,081	0	1,386,081
Item 434359 1	0	0	0	310,000	0	1,386,081	0	1,696,081
Totals:								
Project Total:	0	0	0	310,000	0	1,386,081	0	1,696,081

Fund	<2015	2015	2016	2017	2018	2019	>2019	All Years
Item Number: 434449 1 District: 04	Project Description: SR A1A SOUTHEAST 17TH STREET AT SOUTHEAST 15TH AVE		County: BROWARD		*NON-SIS*		Type of Work: TRAFFIC SIGNALS	
Roadway ID: 86180000	Beginning Section: .575		Ending Section: .576		Project Length: .001		Lanes Existing/Improved/Added: 6/ 0/ 0	
PRELIMINARY ENGINEERING / MANAGED BY FDOT								
DIH -STATE IN-HOUSE PRODUCT SUPPORT	15,000	0	0	0	0	0	0	15,000
DS -STATE PRIMARY HIGHWAYS & PTO	5,280	0	0	0	0	0	0	5,280

SA -STP, ANY AREA	0	0	0	163,650	0	0	0	163,650
SU -STP, URBAN AREAS > 200K	0	0	0	7,003,055	0	0	0	7,003,055
Item 434666 1	0	70,000	0	7,166,705	0	0	0	7,236,705
Totals:								
Project Total:	0	70,000	0	7,166,705	0	0	0	7,236,705

Fund	<2015	2015	2016	2017	2018	2019	>2019	All Years
Item Number: 434669 1 Project Description: PERIMETER ROAD FROM GRIFFIN ROAD TO SW 4TH AVE *NON-SIS* District: 04 County: BROWARD Type of Work: BIKE LANE/SIDEWALK Roadway ID: 86000121 Beginning Section: .668 Project Length: 1.970 Ending Section: 2.638 Lanes Existing/Improved/Added: 2/ 0/ 0								
PRELIMINARY ENGINEERING / MANAGED BY FDOT								
SU -STP, URBAN AREAS > 200K	0	0	294,100	0	0	0	0	294,100
CONSTRUCTION / MANAGED BY FDOT								
SA -STP, ANY AREA	0	0	0	0	2,106,944	0	0	2,106,944
Item 434669 1	0	0	294,100	0	2,106,944	0	0	2,401,044
Totals:								
Project Total:	0	0	294,100	0	2,106,944	0	0	2,401,044

Fund	<2015	2015	2016	2017	2018	2019	>2019	All Years
Item Number: 434672 1 Project Description: JOHNSON STREET FR. W. OF 31ST COURT TO SR-5/US-1 *NON-SIS* District: 04 County: BROWARD Type of Work: BIKE LANE/SIDEWALK Roadway ID: 86531501 Beginning Section: .000 Project Length: 1.739 Ending Section: 1.489 Lanes Existing/Improved/Added: 1/ 1/ 0								
PRELIMINARY ENGINEERING / MANAGED BY FDOT								
SU -STP, URBAN AREAS > 200K	0	0	70,000	0	0	0	0	70,000
CONSTRUCTION / MANAGED BY FDOT								
CM -CONGESTION MITIGATION - AQ	0	0	0	0	2,300,892	0	0	2,300,892
SA -STP, ANY AREA	0	0	0	0	7,238,084	0	0	7,238,084
Item 434672 1	0	0	70,000	0	9,538,976	0	0	9,608,976
Totals:								
Project Total:	0	0	70,000	0	9,538,976	0	0	9,608,976

Fund	<2015	2015	2016	2017	2018	2019	>2019	All Years
Item Number: 434674 1 Project Description: BROWARD MOBILITY PROJECT - POMPANO BEACH BIKE LANES *NON-SIS* District: 04 County: BROWARD Type of Work: BIKE LANE/SIDEWALK Roadway ID: 86000185 Beginning Section: .865 Project Length: 2.793 Ending Section: 2.270 Lanes Existing/Improved/Added: 2/ 0/ 0								
PRELIMINARY ENGINEERING / MANAGED BY FDOT								
SU -STP, URBAN AREAS > 200K	0	0	0	197,500	0	0	0	197,500
CONSTRUCTION / MANAGED BY FDOT								
SA -STP, ANY AREA	0	0	0	0	0	34,650	0	34,650
SU -STP, URBAN AREAS > 200K	0	0	0	0	0	1,481,499	0	1,481,499
Item 434674 1	0	0	0	197,500	0	1,516,149	0	1,713,649
Totals:								
Project Total:	0	0	0	197,500	0	1,516,149	0	1,713,649

Fund	<2015	2015	2016	2017	2018	2019	>2019	All Years
------	-------	------	------	------	------	------	-------	-----------

Item Number: 434679 1	Project Description: BROWARD COUNTY HOLLYWOOD GARDENS		*NON-SIS*					
District: 04	County: BROWARD		Type of Work: SIDEWALK					
Roadway ID: 86531500	Beginning Section: .000		Project Length: 1.203					
	Ending Section: .506		Lanes Existing/Improved/Added: 2/ 0/ 0					
PRELIMINARY ENGINEERING / MANAGED BY FDOT								
SU -STP, URBAN AREAS > 200K	0	375,000	0	0	0	0	0	375,000
CONSTRUCTION / MANAGED BY FDOT								
SA -STP, ANY AREA	0	0	0	0	3,616,389	0	0	3,616,389
Item 434679 1	0	375,000	0	0	3,616,389	0	0	3,991,389
Totals:	0	375,000	0	0	3,616,389	0	0	3,991,389
Project Total:	0	375,000	0	0	3,616,389	0	0	3,991,389

Fund	<2015	2015	2016	2017	2018	2019	>2019	All Years
Item Number: 434686 1	Project Description: NE BROWARD MOBILITY PROJECT-POMPANO BCH/ DEERFIELD BCH		*NON-SIS*					
District: 04	County: BROWARD		Type of Work: BIKE PATH/TRAIL					
Extra Description: 2013 MPO PRIORITY #7 48TH STREET/49TH STREET FROM POWERLINE ROAD TO SR-5/US-1 SW 3RD AVENUE FROM SR-869/SW 10TH STREET TO SR-810/HILLSBORO BLVD.								
Roadway ID: 86000500	Beginning Section: .000		Project Length: 5.099					
	Ending Section: 1.009		Lanes Existing/Improved/Added: 2/ 0/ 0					
PRELIMINARY ENGINEERING / MANAGED BY FDOT								
SU -STP, URBAN AREAS > 200K	0	0	0	770,450	0	0	0	770,450
CONSTRUCTION / MANAGED BY FDOT								
SA -STP, ANY AREA	0	0	0	0	0	115,500	0	115,500
SU -STP, URBAN AREAS > 200K	0	0	0	0	0	5,153,626	0	5,153,626
Item 434686 1	0	0	0	770,450	0	5,269,126	0	6,039,576
Totals:	0	0	0	770,450	0	5,269,126	0	6,039,576
Project Total:	0	0	0	770,450	0	5,269,126	0	6,039,576

Fund	<2015	2015	2016	2017	2018	2019	>2019	All Years
Item Number: 434690 1	Project Description: BROWARD MOBILITY HOLLYWOOD/HALLANDALE		*NON-SIS*					
District: 04	County: BROWARD		Type of Work: BIKE LANE/SIDEWALK					
Extra Description: 2013 MPO PRIORITY #8 S 14 AVE FROM SR-858/HALLANDALE BEACH BOULEVARD TO POLK ST. POLK ST. FROM S 14TH AVE. TO N 14TH AVE. N 14TH AVE. FROM POLK ST. TO ARTHUR ST. ARTHUR ST. FROM N 14TH AVE. TO N 14TH AVE. N 14TH AVE. FROM ARTHUR ST. TO HARDING ST.								
Roadway ID: 86000150	Beginning Section: .000		Project Length: 1.953					
	Ending Section: 1.450		Lanes Existing/Improved/Added: 2/ 2/ 0					
PRELIMINARY ENGINEERING / MANAGED BY FDOT								
SU -STP, URBAN AREAS > 200K	0	0	0	327,750	0	0	0	327,750
CONSTRUCTION / MANAGED BY FDOT								
SA -STP, ANY AREA	0	0	0	0	0	75,075	0	75,075
SU -STP, URBAN AREAS > 200K	0	0	0	0	0	2,689,143	0	2,689,143
Item 434690 1	0	0	0	327,750	0	2,764,218	0	3,091,968
Totals:	0	0	0	327,750	0	2,764,218	0	3,091,968
Project Total:	0	0	0	327,750	0	2,764,218	0	3,091,968

Fund	<2015	2015	2016	2017	2018	2019	>2019	All Years
Item Number: 434695 1	Project Description: SR-5/US-1 FROM SR-834/SAMPLE ROAD TO BR/PB COUNTY LINE		*NON-SIS*					
District: 04	County: BROWARD		Type of Work: BIKE LANE/SIDEWALK					
Extra Description: 2013 MPO PRIORITY #7								
Roadway ID: 86020000	Beginning Section: 11.789		Project Length: 3.536					
	Ending Section: 15.325		Lanes Existing/Improved/Added: 6/ 6/ 0					

PRELIMINARY ENGINEERING / MANAGED BY FDOT								
DDR -DISTRICT DEDICATED REVENUE	0	0	0	50,000	0	0	0	50,000
SU -STP, URBAN AREAS > 200K	0	0	0	20,000	0	0	0	20,000
CONSTRUCTION / MANAGED BY FDOT								
DS -STATE PRIMARY HIGHWAYS & PTO	0	0	0	0	0	2,533,580	0	2,533,580
SA -STP, ANY AREA	0	0	0	0	0	173,250	0	173,250
SU -STP, URBAN AREAS > 200K	0	0	0	0	0	4,693,522	0	4,693,522
Item 434695 1	0	0	0	70,000	0	7,400,352	0	7,470,352
Totals:								
Project Total:	0	0	0	70,000	0	7,400,352	0	7,470,352

Fund	<2015	2015	2016	2017	2018	2019	>2019	All Years
Item Number: 434697 1 District: 04	Project Description: BROWARD MOBILITY HOLLYWOOD			*NON-SIS*			Type of Work: BIKE LANE/SIDEWALK	
Extra Description: 2013 MPO PRIORITY #8 SW 56TH AVE FROM WASHINGTON STREET TO SR-848/STIRLING ROAD SW 62ND AVE FROM COUNTY LINE RD/SW 41ST ST TO JOHNSON ST.			County: BROWARD					
Roadway ID: 86000093	Beginning Section: .000			Project Length: 7.152			Lanes Existing/Improved/Added: 2/ 2/ 0	
Ending Section: 2.585								

PRELIMINARY ENGINEERING / MANAGED BY FDOT								
SU -STP, URBAN AREAS > 200K	0	0	0	775,000	0	0	0	775,000
CONSTRUCTION / MANAGED BY FDOT								
SA -STP, ANY AREA	0	0	0	0	0	173,250	0	173,250
SU -STP, URBAN AREAS > 200K	0	0	0	0	0	6,823,890	0	6,823,890
Item 434697 1	0	0	0	775,000	0	6,997,140	0	7,772,140
Totals:								
Project Total:	0	0	0	775,000	0	6,997,140	0	7,772,140

Fund	<2015	2015	2016	2017	2018	2019	>2019	All Years
Item Number: 434699 1 District: 04	Project Description: BROWARD MOBILITY PROJECT - POMPANO BEACH SIDEWALKS			*NON-SIS*			Type of Work: SIDEWALK	
Extra Description: 2013 MPO PRIORITY #7 SE 2 ST FROM SE 11 AVE TO SR-5/US-1 & NE 4 ST FROM NE 14 AVE TO SR-5/US-1			County: BROWARD					
PRELIMINARY ENGINEERING / MANAGED BY FDOT								
SU -STP, URBAN AREAS > 200K	0	0	0	110,133	0	0	0	110,133
CONSTRUCTION / MANAGED BY FDOT								
SA -STP, ANY AREA	0	0	0	0	0	23,100	0	23,100
SU -STP, URBAN AREAS > 200K	0	0	0	0	0	625,376	0	625,376
Item 434699 1	0	0	0	110,133	0	648,476	0	758,609
Totals:								
Project Total:	0	0	0	110,133	0	648,476	0	758,609

Fund	<2015	2015	2016	2017	2018	2019	>2019	All Years
Item Number: 434711 1 District: 04	Project Description: BROWARD COUNTY PAVEMENT MARKINGS & SIGNING			*NON-SIS*			Type of Work: SIGNING/PAVEMENT MARKINGS	
County: BROWARD								
CONSTRUCTION / MANAGED BY FDOT								
DDR -DISTRICT DEDICATED REVENUE	0	0	0	0	420,001	0	0	420,001

DIH -STATE IN-HOUSE PRODUCT SUPPORT	0	0	0	0	33,660	0	0	33,660
Item 434711 1	0	0	0	0	453,661	0	0	453,661
Totals:								
Project Total:	0	0	0	0	453,661	0	0	453,661

Fund	<2015	2015	2016	2017	2018	2019	>2019	All Years
Item 434724 1	Project I-95 & BROWARD BLVD. INTERCHANGE SOUTHBOUND OFF-RAMP *SIS*							
Number:	Description: & TERMINUS							
District: 04	County: BROWARD							Type of Work: INTERCHANGE JUSTIFICA/MODIFICA
Roadway ID: 86070039	Beginning Section: .000			Project Length: .260				
	Ending Section: .260			Lanes Existing/Improved/Added: 0/ 0/ 2				
PRELIMINARY ENGINEERING / MANAGED BY FDOT								
DS -STATE PRIMARY HIGHWAYS & PTO	0	125,000	0	0	0	0	0	125,000
RAILROAD & UTILITES / MANAGED BY FDOT								
ACNP -ADVANCE CONSTRUCTION NHPP	0	500,000	0	0	0	0	0	500,000
DDR -DISTRICT DEDICATED REVENUE	0	60,521	0	0	0	0	0	60,521
DESIGN BUILD / MANAGED BY FDOT								
ACNP -ADVANCE CONSTRUCTION NHPP	0	2,630,171	0	0	0	0	0	2,630,171
DDR -DISTRICT DEDICATED REVENUE	0	127,483	0	0	0	0	0	127,483
Item 434724 1	0	3,443,175	0	0	0	0	0	3,443,175
Totals:								
Project Total:	0	3,443,175	0	0	0	0	0	3,443,175

Fund	<2015	2015	2016	2017	2018	2019	>2019	All Years
Item 434725 1	Project I-95 & BROWARD BLVD INTERCHANGE NORTHBOUND OFF-RAMP & *SIS*							
Number:	Description: TERMINUS							
District: 04	County: BROWARD							Type of Work: INTERCHANGE JUSTIFICA/MODIFICA
Roadway ID: 86070040	Beginning Section: .470			Project Length: .500				
	Ending Section: .970			Lanes Existing/Improved/Added: 0/ 0/ 2				
PRELIMINARY ENGINEERING / MANAGED BY FDOT								
DS -STATE PRIMARY HIGHWAYS & PTO	0	50,000	0	0	0	0	0	50,000
RAILROAD & UTILITES / MANAGED BY FDOT								
ACNP -ADVANCE CONSTRUCTION NHPP	0	278,256	0	0	0	0	0	278,256
DESIGN BUILD / MANAGED BY FDOT								
ACNP -ADVANCE CONSTRUCTION NHPP	0	1,465,063	0	0	0	0	0	1,465,063
Item 434725 1	0	1,793,319	0	0	0	0	0	1,793,319
Totals:								
Project Total:	0	1,793,319	0	0	0	0	0	1,793,319

Fund	<2015	2015	2016	2017	2018	2019	>2019	All Years
------	-------	------	------	------	------	------	-------	-----------

Item Number: 434726 1	Project Description: SR-834/SAMPLE ROAD FROM S. OF MILITARY TRAIL TO N. OF MILITARY TRAIL							*SIS*
District: 04	County: BROWARD							Type of Work: ADD RIGHT TURN LANE(S)
Extra Description: NEW SIS CONNECTOR PROJECT.								
Roadway ID: 86028000	Beginning Section: 7.020					Project Length: .190		
	Ending Section: 7.210					Lanes Existing/Improved/Added: 6/ 0/ 2		
PRELIMINARY ENGINEERING / MANAGED BY FDOT								
ACNP -ADVANCE CONSTRUCTION NHPP	243,490	0	0	0	0	0	0	243,490
RAILROAD & UTILITES / MANAGED BY FDOT								
DDR -DISTRICT DEDICATED REVENUE	0	85,556	0	0	0	0	0	85,556
CONSTRUCTION / MANAGED BY FDOT								
ACNP -ADVANCE CONSTRUCTION NHPP	0	871,343	0	0	0	0	0	871,343
DDR -DISTRICT DEDICATED REVENUE	0	34,790	0	0	0	0	0	34,790
ENVIRONMENTAL / MANAGED BY FDOT								
ACNP -ADVANCE CONSTRUCTION NHPP	20,000	0	0	0	0	0	0	20,000
Item 434726 1 Totals:	263,490	991,689	0	0	0	0	0	1,255,179
Project Total:	263,490	991,689	0	0	0	0	0	1,255,179

Fund	<2015	2015	2016	2017	2018	2019	>2019	All Years
Item Number: 434829 1	Project Description: SR-820/PINES BLVD FR DYKES RD TO SR-823/FLAMINGO RD						*NON-SIS*	
District: 04	County: BROWARD						Type of Work: ATMS - ARTERIAL TRAFFIC MGMT	
Roadway ID: 86040000	Beginning Section: 4.396				Project Length: 3.112			
	Ending Section: 7.508				Lanes Existing/Improved/Added: 4/ 4/ 0			
PRELIMINARY ENGINEERING / MANAGED BY FDOT								
DIH -STATE IN-HOUSE PRODUCT SUPPORT	0	0	5,000	0	0	0	0	5,000
DS -STATE PRIMARY HIGHWAYS & PTO	0	0	268,000	0	0	0	0	268,000
DESIGN BUILD / MANAGED BY FDOT								
DS -STATE PRIMARY HIGHWAYS & PTO	0	0	0	0	2,049,022	0	0	2,049,022
SA -STP, ANY AREA	0	0	0	0	5,610	0	0	5,610
Item 434829 1 Totals:	0	0	273,000	0	2,054,632	0	0	2,327,632
Project Total:	0	0	273,000	0	2,054,632	0	0	2,327,632

Fund	<2015	2015	2016	2017	2018	2019	>2019	All Years
Item Number: 434901 1	Project Description: SR-93/I-75 @ INDIAN TRACE INTERCHANGE						*SIS*	
District: 04	County: BROWARD						Type of Work: LIGHTING	
Roadway ID: 86075000	Beginning Section: 14.941				Project Length: .421			
	Ending Section: 15.362				Lanes Existing/Improved/Added: 6/ 0/ 0			
PRELIMINARY ENGINEERING / MANAGED BY FDOT								
DIH -STATE IN-HOUSE PRODUCT SUPPORT	5,000	0	0	0	0	0	0	5,000

DS -STATE PRIMARY HIGHWAYS & PTO	145,189	0	0	0	0	0	0	145,189
CONSTRUCTION / MANAGED BY FDOT								
ACNP -ADVANCE CONSTRUCTION NHPP	0	0	757,090	0	0	0	0	757,090
DIH -STATE IN- HOUSE PRODUCT SUPPORT	0	0	5,300	0	0	0	0	5,300
DS -STATE PRIMARY HIGHWAYS & PTO	0	0	76,320	0	0	0	0	76,320
Item 434901 1 Totals:	150,189	0	838,710	0	0	0	0	988,899
Project Total:	150,189	0	838,710	0	0	0	0	988,899

Fund	<2015	2015	2016	2017	2018	2019	>2019	All Years
Item Number: 434902 1 District: 04	Project Description: SR-93/I-75 @ GLADES PARKWAY INTERCHANGE County: BROWARD						*SIS* Type of Work: LIGHTING	
Roadway ID: 86075000	Beginning Section: 16.203		Project Length: .746				Lanes Existing/Improved/Added: 6/ 0/ 0	
PRELIMINARY ENGINEERING / MANAGED BY FDOT								
DIH -STATE IN- HOUSE PRODUCT SUPPORT	5,000	0	0	0	0	0	0	5,000
DS -STATE PRIMARY HIGHWAYS & PTO	58,000	0	0	0	0	0	0	58,000
CONSTRUCTION / MANAGED BY FDOT								
ACNP -ADVANCE CONSTRUCTION NHPP	0	0	769,227	0	0	0	0	769,227
DIH -STATE IN- HOUSE PRODUCT SUPPORT	0	0	5,300	0	0	0	0	5,300
DS -STATE PRIMARY HIGHWAYS & PTO	0	0	77,380	0	0	0	0	77,380
Item 434902 1 Totals:	63,000	0	851,907	0	0	0	0	914,907
Project Total:	63,000	0	851,907	0	0	0	0	914,907

Fund	<2015	2015	2016	2017	2018	2019	>2019	All Years
Item Number: 435088 1 District: 04	Project Description: NW 110 AVENUE FROM SAMPLE ROAD TO WILES ROAD County: BROWARD						*NON-SIS* Type of Work: BIKE LANE/SIDEWALK	
Roadway ID: 86000016	Beginning Section: .000		Project Length: 1.015				Lanes Existing/Improved/Added: 2/ 2/ 0	
PRELIMINARY ENGINEERING / MANAGED BY FDOT								
TALU - TRANSPORTATION ALTS- >200K	0	5,000	0	0	0	0	0	5,000
CONSTRUCTION / MANAGED BY CITY OF CORAL SPRINGS								
LFP -LOCAL FUNDS FOR PARTICIPATING	0	0	0	320,237	0	0	0	320,237
TALU - TRANSPORTATION ALTS- >200K	0	0	0	994,953	0	0	0	994,953
Item 435088 1 Totals:	0	5,000	0	1,315,190	0	0	0	1,320,190
Project Total:	0	5,000	0	1,315,190	0	0	0	1,320,190

Fund	<2015	2015	2016	2017	2018	2019	>2019	All Years
Item Number: 435089 1 Project Description: SR-842/BROWARD BLVD. FROM SW 9TH AVE TO RRX *SIS* District: 04 County: BROWARD Type of Work: LIGHTING								
Extra NPV=5054212 INSTALL ADDITIONAL LIGHT POLES W/ 250W HPS CUTOFF FIXTURES ALONG THE WESTBOUND LANES OF SR-842 WITHIN THE Description: STUDY LIMITS & RETROFIT THE EXISTING POLES ON THE SOUTH SIDE OF THE ROADWAY WITH 250W HPS CUTOFF LUMINAIRES.								
Roadway ID: 86006000		Beginning Section: 6.151		Ending Section: 6.648		Project Length: .497		
						Lanes Existing/Improved/Added: 6/ 0/ 0		
PRELIMINARY ENGINEERING / MANAGED BY FDOT								
HSP -SAFETY (HIWAY SAFETY PROGRAM)	0	100,000	0	0	0	0	0	100,000
SA -STP, ANY AREA	0	5,000	0	0	0	0	0	5,000
CONSTRUCTION / MANAGED BY FDOT								
DIH -STATE IN- HOUSE PRODUCT SUPPORT	0	0	10,600	0	0	0	0	10,600
DS -STATE PRIMARY HIGHWAYS & PTO	0	0	438,301	0	0	0	0	438,301
Item 435089 1 Totals:	0	105,000	448,901	0	0	0	0	553,901
Project Total:	0	105,000	448,901	0	0	0	0	553,901

Fund	<2015	2015	2016	2017	2018	2019	>2019	All Years
Item Number: 435091 1 Project Description: SR-834/SAMPLE ROAD AT SR-811/DIXIE HIGHWAY *NON-SIS* District: 04 County: BROWARD Type of Work: TRAFFIC SIGNAL UPDATE								
Extra NPV=12035908 MODIFY EB, NB AND SB "PROTECTIVE/PERMISSIVE" PHASE TO "PROTECTED ONLY." INSTALL ADDITIONAL SIGNAL HEAD FOR Description: THROUGH MOVEMENTS.								
Roadway ID: 86028000		Beginning Section: 8.352		Ending Section: 8.605		Project Length: .253		
						Lanes Existing/Improved/Added: 6/ 0/ 0		
PRELIMINARY ENGINEERING / MANAGED BY FDOT								
HSP -SAFETY (HIWAY SAFETY PROGRAM)	0	120,000	0	0	0	0	0	120,000
SA -STP, ANY AREA	0	5,000	0	0	0	0	0	5,000
CONSTRUCTION / MANAGED BY FDOT								
HSP -SAFETY (HIWAY SAFETY PROGRAM)	0	0	560,000	0	0	0	0	560,000
SA -STP, ANY AREA	0	0	15,900	0	0	0	0	15,900
Item 435091 1 Totals:	0	125,000	575,900	0	0	0	0	700,900
Project Total:	0	125,000	575,900	0	0	0	0	700,900

Fund	<2015	2015	2016	2017	2018	2019	>2019	All Years
Item Number: 435093 1 Project Description: SR-7/US-441 AT NW 29TH STREET *NON-SIS* District: 04 County: BROWARD Type of Work: TRAFFIC SIGNAL UPDATE								
Extra NPV=3459766 MODIFY EXISTING "PROTECTED+PERMISSIVE" LT PHASE IN THE NB/SB DIRECTIONS TO "PROTECTED ONLY" PHASE. INSTALL Description: ADDITIONAL SIGNAL HEADS FACING NB & SB DIRECTIONS. RELOCATE UTILITY POLES ON THE EAST SIDE TO THE BACK OF THE SIDEWALK. SIGNAL & MARKING IMPROVEMENTS. MODIFY ALL-RED INTERVALS FOR SB,EB,WB								
Roadway ID: 86100000		Beginning Section: 12.961		Ending Section: 13.137		Project Length: .176		
						Lanes Existing/Improved/Added: 6/ 0/ 0		
PRELIMINARY ENGINEERING / MANAGED BY FDOT								
HSP -SAFETY (HIWAY SAFETY PROGRAM)	0	80,000	0	0	0	0	0	80,000
SA -STP, ANY	0	5,000	0	0	0	0	0	5,000

AREA								
CONSTRUCTION / MANAGED BY FDOT								
HSP -SAFETY (HIWAY SAFETY PROGRAM)	0	0	0	475,000	0	0	0	475,000
SA -STP, ANY AREA	0	0	0	16,365	0	0	0	16,365
Item 435093 1	0	85,000	0	491,365	0	0	0	576,365
Totals:								
Project Total:	0	85,000	0	491,365	0	0	0	576,365

Fund	<2015	2015	2016	2017	2018	2019	>2019	All Years
Item Number: 435095 1	Project Description: SR-824/PEMBROKE ROAD AT OLEANDER DRIVE			*NON-SIS*				
District: 04	County: BROWARD			Type of Work: TRAFFIC SIGNALS				
Extra Description: NPV=3065311 INSTALL A NEW FULL TRAFFIC SIGNAL								
Roadway ID: 86018000	Beginning Section: .180			Project Length: .184				
	Ending Section: .364			Lanes Existing/Improved/Added: 6/ 0/ 0				

PRELIMINARY ENGINEERING / MANAGED BY FDOT								
HSP -SAFETY (HIWAY SAFETY PROGRAM)	0	130,000	0	0	0	0	0	130,000
SA -STP, ANY AREA	0	5,000	0	0	0	0	0	5,000

RIGHT OF WAY / MANAGED BY FDOT								
HSP -SAFETY (HIWAY SAFETY PROGRAM)	0	0	51,114	0	0	0	0	51,114

CONSTRUCTION / MANAGED BY FDOT								
HSP -SAFETY (HIWAY SAFETY PROGRAM)	0	0	0	486,340	0	0	0	486,340
SA -STP, ANY AREA	0	0	0	16,365	0	0	0	16,365
Item 435095 1	0	135,000	51,114	502,705	0	0	0	688,819
Totals:								
Project Total:	0	135,000	51,114	502,705	0	0	0	688,819

Fund	<2015	2015	2016	2017	2018	2019	>2019	All Years
Item Number: 435143 1	Project Description: DAVIE RD EXTENSION FROM SR-817UNIVERSITY DR. TO SR-848			*NON-SIS*				
District: 04	County: BROWARD			Type of Work: BIKE LANE/SIDEWALK				
Roadway ID: 86031500	Beginning Section: .000			Project Length: 1.462				
	Ending Section: 1.462			Lanes Existing/Improved/Added: 2/ 2/ 0				

PRELIMINARY ENGINEERING / MANAGED BY FDOT								
TALT - TRANSPORTATION ALTS- ANY AREA	0	5,000	0	0	0	0	0	5,000

CONSTRUCTION / MANAGED BY BROWARD COUNTY BOCC								
LFP -LOCAL FUNDS FOR PARTICIPATING	0	0	0	2,042,348	0	0	0	2,042,348
TALU - TRANSPORTATION ALTS- >200K	0	0	0	995,000	0	0	0	995,000
Item 435143 1	0	5,000	0	3,037,348	0	0	0	3,042,348
Totals:								
Project Total:	0	5,000	0	3,037,348	0	0	0	3,042,348

Fund	<2015	2015	2016	2017	2018	2019	>2019	All Years
------	-------	------	------	------	------	------	-------	-----------

Item Number: 435145 1	Project Description: NW 7TH AVE. ATLANTIC BLVD. TO NW 8TH STREET						*NON-SIS*	
District: 04	County: BROWARD						Type of Work: SIDEWALK	
PRELIMINARY ENGINEERING / MANAGED BY FDOT								
TALT - TRANSPORTATION ALTS- ANY AREA	0	5,000	0	0	0	0	0	5,000
CONSTRUCTION / MANAGED BY CITY OF POMPANO BEACH								
LFP -LOCAL FUNDS FOR PARTICIPATING	0	0	0	478,784	0	0	0	478,784
TALT - TRANSPORTATION ALTS- ANY AREA	0	0	0	262,284	0	0	0	262,284
TALU - TRANSPORTATION ALTS- >200K	0	0	0	244,127	0	0	0	244,127
Item 435145 1 Totals:	0	5,000	0	985,195	0	0	0	990,195
Project Total:	0	5,000	0	985,195	0	0	0	990,195

Fund	<2015	2015	2016	2017	2018	2019	>2019	All Years
Item 435199 1 Number: District: 04	Project Description: SR-811/DIXIE HWY. FROM SR-842/BROWARD BLVD. TO SR-810/HILLSBORO BLVD.						*NON-SIS*	
	County: BROWARD						Type of Work: URBAN CORRIDOR IMPROVEMENTS	
Roadway ID: 86170000	Beginning Section: .000			Ending Section: 13.508			Project Length: 14.844 Lanes Existing/Improved/Added: 4/ 0/ 0	
PLANNING / RESPONSIBLE AGENCY NOT AVAILABLE								
SU -STP, URBAN AREAS > 200K	0	0	0	0	230,000	500,000	0	730,000
P D & E / MANAGED BY FDOT								
SU -STP, URBAN AREAS > 200K	0	0	0	0	0	260,000	0	260,000
Item 435199 1 Totals:	0	0	0	0	230,000	760,000	0	990,000
Project Total:	0	0	0	0	230,000	760,000	0	990,000

Fund	<2015	2015	2016	2017	2018	2019	>2019	All Years
Item Number: 435206 1 District: 04	Project Description: BROWARD COUNTY RESERVE BOX FOR CORRIDOR PROJECTS						*NON-SIS*	
	County: BROWARD						Type of Work: FUNDING ACTION	
PRELIMINARY ENGINEERING / MANAGED BY FDOT								
DDR -DISTRICT DEDICATED REVENUE	0	0	93,504	397,398	5,623,222	58,248	0	6,172,372
DS -STATE PRIMARY HIGHWAYS & PTO	0	0	266,143	1,634,007	4,554,289	357,938	0	6,812,377
SA -STP, ANY AREA	0	0	0	0	0	5,689,998	0	5,689,998
CONSTRUCTION / MANAGED BY FDOT								
CM -CONGESTION MITIGATION - AQ	0	0	0	0	0	1,581,855	0	1,581,855
DDR -DISTRICT DEDICATED REVENUE	0	0	0	1,448,609	0	2,164,928	0	3,613,537
DS -STATE PRIMARY HIGHWAYS & PTO	0	0	0	1,521,244	1,189,688	0	0	2,710,932
Item 435206 1 Totals:	0	0	359,647	5,001,258	11,367,199	9,852,967	0	26,581,071
Project Total:	0	0	359,647	5,001,258	11,367,199	9,852,967	0	26,581,071

Fund	<2015	2015	2016	2017	2018	2019	>2019	All Years
Item Number: 435350 1	Project Description: SR-814/ATLANTIC BLVD @ SFRC CROSSING 628177-F						*NON-SIS*	
District: 04	County: BROWARD						Type of Work: RAIL SAFETY PROJECT	
Extra Description: 14 LED SETS AND KEYDOWN AT CSX/SFRTA CROSSING 628177-F,								
Roadway ID: 86130000	Beginning Section: 4.491						Project Length: .200	
	Ending Section: 4.691						Lanes Existing/Improved/Added: 6/ 0/ 0	
RAILROAD & UTILITES / MANAGED BY FDOT								
RHP -RAIL HIGHWAY X-INGS - PROT DEV	0	38,479	0	0	0	0	0	38,479
Item 435350 1	0	38,479	0	0	0	0	0	38,479
Totals:								
Project Total:	0	38,479	0	0	0	0	0	38,479

Fund	<2015	2015	2016	2017	2018	2019	>2019	All Years
Item Number: 435352 1	Project Description: CYPRESS CREEK RD @ SFRC CROSSING 628183-J						*SIS*	
District: 04	County: BROWARD						Type of Work: RAIL SAFETY PROJECT	
Roadway ID: 86530500	Beginning Section: .264						Project Length: .200	
	Ending Section: .464						Lanes Existing/Improved/Added: 8/ 0/ 0	
RAILROAD & UTILITES / MANAGED BY FDOT								
RHP -RAIL HIGHWAY X-INGS - PROT DEV	0	31,295	0	0	0	0	0	31,295
Item 435352 1	0	31,295	0	0	0	0	0	31,295
Totals:								
Project Total:	0	31,295	0	0	0	0	0	31,295

Fund	<2015	2015	2016	2017	2018	2019	>2019	All Years
Item Number: 435355 1	Project Description: SR-870/COMMERCIAL BL @ SFRC CROSSING 628186-E						*NON-SIS*	
District: 04	County: BROWARD						Type of Work: RAIL SAFETY PROJECT	
Roadway ID: 86014000	Beginning Section: 6.275						Project Length: .200	
	Ending Section: 6.475						Lanes Existing/Improved/Added: 6/ 0/ 0	
RAILROAD & UTILITES / MANAGED BY FDOT								
RHP -RAIL HIGHWAY X-INGS - PROT DEV	0	39,618	0	0	0	0	0	39,618
Item 435355 1	0	39,618	0	0	0	0	0	39,618
Totals:								
Project Total:	0	39,618	0	0	0	0	0	39,618

Fund	<2015	2015	2016	2017	2018	2019	>2019	All Years
Item Number: 435356 1	Project Description: SR-845/POWERLINE RD @ SFRC CROSSING 628187-L						*NON-SIS*	
District: 04	County: BROWARD						Type of Work: RAIL SAFETY PROJECT	
Roadway ID: 86065000	Beginning Section: 3.024						Project Length: .200	
	Ending Section: 3.224						Lanes Existing/Improved/Added: 6/ 0/ 0	
RAILROAD & UTILITES / MANAGED BY FDOT								
RHP -RAIL HIGHWAY X-INGS - PROT DEV	0	32,148	0	0	0	0	0	32,148
Item 435356 1	0	32,148	0	0	0	0	0	32,148
Totals:								
Project Total:	0	32,148	0	0	0	0	0	32,148

Fund	<2015	2015	2016	2017	2018	2019	>2019	All Years
Item Number: 435357 1	Project Description: PROSPECT ROAD @ SFRC CROSSING 628188-T						*NON-SIS*	

District: 04	County: BROWARD	Type of Work: RAIL SAFETY PROJECT					
Roadway ID: 86518501	Beginning Section: 2.566	Project Length: .131				Lanes Existing/Improved/Added: 5/ 0/ 0	
Ending Section: 2.697							
RAILROAD & UTILITES / MANAGED BY FDOT							
RHP -RAIL HIGHWAY X-INGS - PROT DEV	0	39,618	0	0	0	0	39,618
Item 435357 1	0	39,618	0	0	0	0	39,618
Totals:							
Project Total:	0	39,618	0	0	0	0	39,618

Fund	<2015	2015	2016	2017	2018	2019	>2019	All Years
Item Number: 435372 1 Project Description: SR842/ BROWARD BLVD. @ FEC CROSSING 272556-S *SIS*								
District: 04 County: BROWARD Type of Work: RAIL SAFETY PROJECT								
Roadway ID: 86006000 Beginning Section: 6.553 Project Length: .200								
Ending Section: 6.753 Lanes Existing/Improved/Added: 6/ 0/ 0								
RAILROAD & UTILITES / MANAGED BY FDOT								
RHH -RAIL HIGHWAY X-INGS - HAZARD	0	145,550	0	0	0	0	0	145,550
Item 435372 1	0	145,550	0	0	0	0	0	145,550
Totals:								
Project Total:	0	145,550	0	0	0	0	0	145,550

Fund	<2015	2015	2016	2017	2018	2019	>2019	All Years
Item Number: 435373 1 Project Description: SR-810 HILLSBORO BLVD. @ CSX SFRTA CROSSING 628167 *SIS*								
District: 04 County: BROWARD Type of Work: RAIL SAFETY PROJECT								
Roadway ID: 86120000 Beginning Section: 4.883 Project Length: .200								
Ending Section: 5.083 Lanes Existing/Improved/Added: 6/ 0/ 0								
RAILROAD & UTILITES / MANAGED BY FDOT								
RHP -RAIL HIGHWAY X-INGS - PROT DEV	0	33,287	0	0	0	0	0	33,287
Item 435373 1	0	33,287	0	0	0	0	0	33,287
Totals:								
Project Total:	0	33,287	0	0	0	0	0	33,287

Fund	<2015	2015	2016	2017	2018	2019	>2019	All Years
Item Number: 435374 1 Project Description: SR834 / SAMPLE ROAD @ SFRC CROSSING 628168-G *SIS*								
District: 04 County: BROWARD Type of Work: RAIL SAFETY PROJECT								
Roadway ID: 86028000 Beginning Section: 7.107 Project Length: .200								
Ending Section: 7.307 Lanes Existing/Improved/Added: 6/ 0/ 0								
RAILROAD & UTILITES / MANAGED BY FDOT								
RHP -RAIL HIGHWAY X-INGS - PROT DEV	0	31,864	0	0	0	0	0	31,864
Item 435374 1	0	31,864	0	0	0	0	0	31,864
Totals:								
Project Total:	0	31,864	0	0	0	0	0	31,864

Fund	<2015	2015	2016	2017	2018	2019	>2019	All Years
Item Number: 435375 1 Project Description: COPANS ROAD SFRC CROSSING 628169-N *NON-SIS*								
District: 04 County: BROWARD Type of Work: RAIL SAFETY PROJECT								
Roadway ID: 86529500 Beginning Section: .781 Project Length: .200								
Ending Section: .981 Lanes Existing/Improved/Added: 6/ 0/ 0								
RAILROAD & UTILITES / MANAGED BY FDOT								
RHP -RAIL	0	36,771	0	0	0	0	0	36,771

HIGHWAY X-INGS - PROT DEV									
Item 435375 1	0	36,771	0	0	0	0	0	0	36,771
Totals:									
Project Total:	0	36,771	0	0	0	0	0	0	36,771

Fund	<2015	2015	2016	2017	2018	2019	>2019	All Years	
Item Number: 435411 1 District: 04	Project Description: I-75 EXPRESS TOLL OPERATIONS BROWARD COUNTY						*NON-SIS*		
	County: BROWARD						Type of Work: TOLL COLLECTION		
OPERATIONS / MANAGED BY FDOT									
TOBG -I-75 ML TOLL OPERATIONS	0	0	1,472,000	1,532,000	1,551,000	1,587,000	0	6,142,000	
Item 435411 1	0	0	1,472,000	1,532,000	1,551,000	1,587,000	0	6,142,000	
Totals:									
Project Total:	0	0	1,472,000	1,532,000	1,551,000	1,587,000	0	6,142,000	

Fund	<2015	2015	2016	2017	2018	2019	>2019	All Years	
Item Number: 435426 1 District: 04	Project Description: SR-848/STIRLING ROAD @ SFRC CROSSING 628274-P						*NON-SIS*		
	County: BROWARD						Type of Work: RAIL SAFETY PROJECT		
Roadway ID: 86016000	Beginning Section: 5.128			Project Length: .200			Lanes Existing/Improved/Added: 6/ 0/ 0		
	Ending Section: 5.328								
RAILROAD & UTILITES / MANAGED BY FDOT									
RHP -RAIL HIGHWAY X-INGS - PROT DEV	0	31,881	0	0	0	0	0	31,881	
Item 435426 1	0	31,881	0	0	0	0	0	31,881	
Totals:									
Project Total:	0	31,881	0	0	0	0	0	31,881	

Fund	<2015	2015	2016	2017	2018	2019	>2019	All Years	
Item Number: 435427 1 District: 04	Project Description: SR-820/HOLLYWOOD BLV @ SFRC CROSSING 628281-A						*SIS*		
	County: BROWARD						Type of Work: RAIL SAFETY PROJECT		
Roadway ID: 86040000	Beginning Section: 16.441			Project Length: .200			Lanes Existing/Improved/Added: 6/ 0/ 0		
	Ending Section: 16.641								
RAILROAD & UTILITES / MANAGED BY FDOT									
RHP -RAIL HIGHWAY X-INGS - PROT DEV	0	33,614	0	0	0	0	0	33,614	
Item 435427 1	0	33,614	0	0	0	0	0	33,614	
Totals:									
Project Total:	0	33,614	0	0	0	0	0	33,614	

Fund	<2015	2015	2016	2017	2018	2019	>2019	All Years	
Item Number: 435428 1 District: 04	Project Description: SR-824/PEMBROKE ROAD @ SFRC CROSSING 628282-G						*NON-SIS*		
	County: BROWARD						Type of Work: RAIL SAFETY PROJECT		
Roadway ID: 86018000	Beginning Section: 4.914			Project Length: .200			Lanes Existing/Improved/Added: 6/ 0/ 0		
	Ending Section: 5.114								
RAILROAD & UTILITES / MANAGED BY FDOT									
RHP -RAIL HIGHWAY X-INGS - PROT DEV	0	39,076	0	0	0	0	0	39,076	
Item 435428 1	0	39,076	0	0	0	0	0	39,076	
Totals:									
Project Total:	0	39,076	0	0	0	0	0	39,076	

Fund	<2015	2015	2016	2017	2018	2019	>2019	All Years
------	-------	------	------	------	------	------	-------	-----------

Item Number: 435781 1	Project Description: BROWARD COUNTYWIDE MOBILITY HUBS VARIOUS LOCATIONS ON SHS	*NON-SIS*						
District: 04	County: BROWARD	Type of Work: INTERMODAL HUB CAPACITY						
Extra Description: BROWARD BLVD @ SR-7; OAKLAND PARK BLVD @ SR-7; HOLLYWOOD/PINES BLVD @ SR-7; HOLLYWOOD/PINES BLVD @ AT UNIVERSITY DRIVE; US-1 @ HALLANDALE BEACH BLVD; US-1 @ SAMPLE RD (WEST SIDE ONLY)								
Roadway ID: 86100000	Beginning Section: 2.323 Ending Section: 13.534	Project Length: 17.681 Lanes Existing/Improved/Added: 6/ 6/ 0						
P D & E / MANAGED BY FDOT								
DIH -STATE IN-HOUSE PRODUCT SUPPORT	0	5,000	0	0	0	0	0	5,000
DS -STATE PRIMARY HIGHWAYS & PTO	0	1,500,000	0	0	0	0	0	1,500,000
Item 435781 1 Totals:	0	1,505,000	0	0	0	0	0	1,505,000
Project Total:	0	1,505,000	0	0	0	0	0	1,505,000

Fund	<2015	2015	2016	2017	2018	2019	>2019	All Years
Item Number: 435808 1	Project Description: SR-9/I-95 FROM S. OF SR-870/COMMERCIAL BLVD. TO N. OF CYPRESS CREEK RD		*NON-SIS*					
District: 04	County: BROWARD		Type of Work: PD&E/EMO STUDY					
P D & E / MANAGED BY FDOT								
DIH -STATE IN-HOUSE PRODUCT SUPPORT	0	0	10,000	0	0	0	0	10,000
DS -STATE PRIMARY HIGHWAYS & PTO	0	0	2,000,000	0	0	0	0	2,000,000
Item 435808 1 Totals:	0	0	2,010,000	0	0	0	0	2,010,000
Project Total:	0	0	2,010,000	0	0	0	0	2,010,000

Fund	<2015	2015	2016	2017	2018	2019	>2019	All Years
TURNPIKE								
Item Number: 406095 1	Project Description: WIDEN TPK(SR91) FROM H.E.F.T. (SR821) TO N OF JOHNSON ST (6TO8 LANES)		*SIS*					
District: 04	County: BROWARD		Type of Work: ADD LANES & RECONSTRUCT					
Roadway ID: 86470000	Beginning Section: .000 Ending Section: 3.693		Project Length: 3.693 Lanes Existing/Improved/Added: 6/ 6/ 2					
PRELIMINARY ENGINEERING / MANAGED BY FDOT								
PKYI -TURNPIKE IMPROVEMENT	99,922	25,000	0	0	0	0	0	124,922
RIGHT OF WAY / MANAGED BY FDOT								
PKYI -TURNPIKE IMPROVEMENT	343	0	0	0	0	0	0	343
CONSTRUCTION / MANAGED BY FDOT								
PKYI -TURNPIKE IMPROVEMENT	30,144	0	0	0	0	0	0	30,144
Item 406095 1 Totals:	130,409	25,000	0	0	0	0	0	155,409
Item Number: 406095 4	Project Description: WIDEN TPK(SR91) FROM N OF JOHNSON ST TO GRIFFIN RD (SR818) (6TO8)		*SIS*					
District: 04	County: BROWARD		Type of Work: ADD LANES & RECONSTRUCT					
Roadway ID: 86470000	Beginning Section: 3.693		Project Length: 3.407					

PRELIMINARY ENGINEERING / MANAGED BY FDOT									
-TOTAL OUTSIDE YEARS	11,246	0	0	0	0	0	0	11,246	
RIGHT OF WAY / MANAGED BY FDOT									
-TOTAL OUTSIDE YEARS	10,988	0	0	0	0	0	0	10,988	
Item 406095 4	22,234	0	0	0	0	0	0	22,234	
Totals:									
Item Number: 406095 7	Project Description: DYNAMIC MESSAGE SIGN ING OF TPK FROM HEFT TO JOHNSON ST (MP 47-51)						*SIS*		
District: 04	County: BROWARD						Type of Work: OTHER ITS		
PRELIMINARY ENGINEERING / MANAGED BY FDOT									
-TOTAL OUTSIDE YEARS	59,456	0	0	0	0	0	0	59,456	
Item 406095 7	59,456	0	0	0	0	0	0	59,456	
Totals:									
Item Number: 406095 8	Project Description: RESURFACE TPK FROM MIRAMAR PKWY TO GRIFFIN RD (MP 47.9 - 54.2)						*SIS*		
District: 04	County: BROWARD						Type of Work: MAINTENANCE RESURFACING (FLEX)		
Roadway ID: 86470000	Beginning Section: .749						Project Length: 6.175		
	Ending Section: 6.924						Lanes Existing/Improved/Added: 6/ 6/ 0		
PRELIMINARY ENGINEERING / MANAGED BY FDOT									
-TOTAL OUTSIDE YEARS	362,256	0	0	0	0	0	0	362,256	
CONSTRUCTION / MANAGED BY FDOT									
-TOTAL OUTSIDE YEARS	3,924,078	0	0	0	0	0	0	3,924,078	
Item 406095 8	4,286,334	0	0	0	0	0	0	4,286,334	
Totals:									
Item Number: 406095 9	Project Description: THERMOPLASTIC FOR RESURFACING MIRAMAR TO GRIFFIN (MP 47.9-54.2)						*SIS*		
District: 04	County: BROWARD						Type of Work: SIGNING/PAVEMENT MARKINGS		
CONSTRUCTION / MANAGED BY FDOT									
-TOTAL OUTSIDE YEARS	103,065	0	0	0	0	0	0	103,065	
Item 406095 9	103,065	0	0	0	0	0	0	103,065	
Totals:									
Project Total:	4,601,498	25,000	0	0	0	0	0	4,626,498	

Fund	<2015	2015	2016	2017	2018	2019	>2019	All Years	
Item Number: 406099 1	Project Description: HOLLYWOOD BLVD / TPK (SR820 / SR91) INTCHG MODIFICATION (MP 49)						*SIS*		
District: 04	County: BROWARD						Type of Work: INTERCHANGE IMPROVEMENT		
Roadway ID: 86470000	Beginning Section: 2.250						Project Length: 1.000		
	Ending Section: 3.250						Lanes Existing/Improved/Added: 0/ 0/ 0		
P D & E / MANAGED BY FDOT									
PKYI -TURNPIKE IMPROVEMENT	652,672	0	0	0	0	0	0	652,672	
PRELIMINARY ENGINEERING / MANAGED BY FDOT									
PKYI -TURNPIKE IMPROVEMENT	18,942,491	0	0	0	0	0	0	18,942,491	
TFRT -TOLL FACILITY REVOLVING TF	4,500,000	0	0	0	0	0	0	4,500,000	
RIGHT OF WAY / MANAGED BY FDOT									
PKYI -TURNPIKE IMPROVEMENT	10,826,778	0	0	0	0	0	0	10,826,778	
RAILROAD & UTILITES / MANAGED BY FDOT									
PKYI -TURNPIKE	4,055	0	0	0	0	0	0	4,055	

IMPROVEMENT										
REPAYMENTS / MANAGED BY FDOT										
PKYI -TURNPIKE IMPROVEMENT	0	0	1,499,999	1,499,999	0	1,499,999	0	4,499,997		
Item 406099 1	34,925,996	0	0	0	0	0	0	0	39,425,993	
Totals:										
Note: Repayment Phases are not included in the totals on this report.										
Item Number: 406099 2	Project Description: THERMOPLASTIC OF HOLLYWOOD BLVD / TPK INTCHG (SR820/SR91) MP49						*SIS*			
District: 04	County: BROWARD						Type of Work: SIGNING/PAVEMENT MARKINGS			
Roadway ID: 86470000	Beginning Section: 2.250						Project Length: 1.000			
	Ending Section: 3.250						Lanes Existing/Improved/Added: 4/ 4/ 0			
CONSTRUCTION / MANAGED BY FDOT										
-TOTAL OUTSIDE YEARS	0	0	0	0	0	0	93,589	93,589		
Item 406099 2	0	0	0	0	0	0	93,589	93,589		
Totals:										
Project Total:	34,925,996	0	0	0	0	0	93,589	39,519,582		

Fund	<2015	2015	2016	2017	2018	2019	>2019	All Years	
Item Number: 406103 1	Project Description: SUNRISE BLVD / TPK INTERCHANGE MODIFICATION (SR 838 / SR 91) (MP 58)					*SIS*			
District: 04	County: BROWARD					Type of Work: INTERCHANGE IMPROVEMENT			
Roadway ID: 86470000	Beginning Section: 11.053					Project Length: .824			
	Ending Section: 11.877					Lanes Existing/Improved/Added: 7/ 0/ 0			
P D & E / MANAGED BY FDOT									
PKYI -TURNPIKE IMPROVEMENT	715,541	0	0	0	0	0	0	715,541	
PRELIMINARY ENGINEERING / MANAGED BY FDOT									
PKYI -TURNPIKE IMPROVEMENT	6,054,545	0	0	0	0	0	0	6,054,545	
RIGHT OF WAY / MANAGED BY FDOT									
PKYI -TURNPIKE IMPROVEMENT	4,794	0	0	0	0	0	0	4,794	
RAILROAD & UTILITES / MANAGED BY FDOT									
PKYI -TURNPIKE IMPROVEMENT	5,000,000	0	0	0	0	0	0	5,000,000	
CONSTRUCTION / MANAGED BY FDOT									
PKYI -TURNPIKE IMPROVEMENT	82,151	50,902,490	0	0	0	0	0	50,984,641	
ENVIRONMENTAL / MANAGED BY FDOT									
PKYI -TURNPIKE IMPROVEMENT	180,405	0	0	0	0	0	0	180,405	
Item 406103 1	12,037,436	50,902,490	0	0	0	0	0	62,939,926	
Totals:									
Item Number: 406103 2	Project Description: THERMOPLASTIC FOR SUNRISE BLVD INTERCHANGE MODIFICATION					*SIS*			
District: 04	County: BROWARD					Type of Work: SIGNING/PAVEMENT MARKINGS			
Roadway ID: 86470000	Beginning Section: 11.790					Project Length: .214			
	Ending Section: 12.004					Lanes Existing/Improved/Added: 0/ 0/ 0			
CONSTRUCTION / MANAGED BY FDOT									
PKYI -TURNPIKE IMPROVEMENT	0	0	0	21,417	107,335	0	0	128,752	
Item 406103 2	0	0	0	21,417	107,335	0	0	128,752	
Totals:									

Item Number: 406103 3	Project Description: LANDSCAPING FOR SUNRISE BLVD INTERCHANGE MODIFICATION	*SIS*
District: 04	County: BROWARD	Type of Work: LANDSCAPING
Roadway ID: 86470000	Beginning Section: 11.790	Project Length: .214
	Ending Section: 12.004	Lanes Existing/Improved/Added: 0/ 0/ 0
CONSTRUCTION / MANAGED BY FDOT		
-TOTAL OUTSIDE YEARS	0	0
Item 406103 3	0	0
Totals:	0	0
Project Total:	12,037,436	50,902,490

Fund	<2015	2015	2016	2017	2018	2019	>2019	All Years
Item Number: 415462 7	Project Description: THERMOPLASTIC FOR AET PHASE 4B MP 49 - 54		*SIS*					
District: 04	County: BROWARD		Type of Work: SIGNING/PAVEMENT MARKINGS					
Roadway ID: 86470000	Beginning Section: 3.000		Project Length: 5.000					
	Ending Section: 8.000		Lanes Existing/Improved/Added: 6/ 6/ 0					
CONSTRUCTION / MANAGED BY FDOT								
PKYI -TURNPIKE IMPROVEMENT	0	104,858	0	0	0	0	0	104,858
Item 415462 7	0	104,858	0	0	0	0	0	104,858
Totals:	0	104,858	0	0	0	0	0	104,858
Project Total:	0	104,858	0	0	0	0	0	104,858

Fund	<2015	2015	2016	2017	2018	2019	>2019	All Years
Item Number: 419336 1	Project Description: TPK RAMPS FROM I-595 TO GRIFFIN ROAD SB WORK		*SIS*					
District: 04	County: BROWARD		Type of Work: ADD LANES & RECONSTRUCT					
	Extra Description: R/W FOR 420809-3							
Roadway ID: 86470000	Beginning Section: .026		Project Length: .794					
	Ending Section: .820		Lanes Existing/Improved/Added: 2/ 2/ 2					
PRELIMINARY ENGINEERING / MANAGED BY FDOT								
GMR -GROWTH MANAGEMENT FOR SIS	3,062,010	0	0	0	0	0	0	3,062,010
PKYI -TURNPIKE IMPROVEMENT	1,115,799	0	0	0	0	0	0	1,115,799
RIGHT OF WAY / MANAGED BY FDOT								
BNIR - INTRASTATE R/W & BRIDGE BONDS	3,640,304	750,000	0	0	0	0	0	4,390,304
DDR -DISTRICT DEDICATED REVENUE	71,139	0	0	0	0	0	0	71,139
DIS -STRATEGIC INTERMODAL SYSTEM	2,028	0	0	0	0	0	0	2,028
DS -STATE PRIMARY HIGHWAYS & PTO	448	0	0	0	0	0	0	448
GMR -GROWTH MANAGEMENT FOR SIS	3,926,717	0	0	0	0	0	0	3,926,717
PKYI -TURNPIKE IMPROVEMENT	226,165	0	0	0	0	0	0	226,165
CONSTRUCTION / MANAGED BY FDOT								
PKYI -TURNPIKE IMPROVEMENT	2,079	0	0	0	0	0	0	2,079
CAPITAL / MANAGED BY FDOT								
PKYI -TURNPIKE IMPROVEMENT	20,553	0	0	0	0	0	0	20,553
Item 419336 1	12,067,242	750,000	0	0	0	0	0	12,817,242
Totals:	12,067,242	750,000	0	0	0	0	0	12,817,242
Project Total:	12,067,242	750,000	0	0	0	0	0	12,817,242

Fund	<2015	2015	2016	2017	2018	2019	>2019	All Years
Item 419338 1 Number: District: 04	Project Description: TURNPIKE AUX LANES NB FROM I-595 TO SO. OF PETERS RD. MP55.9 - 56.4 County: BROWARD		*SIS*		Type of Work: ADD AUXILIARY LANE(S)			
Roadway ID: 86470000	Beginning Section: 8.720 Ending Section: 9.138		Project Length: .418 Lanes Existing/Improved/Added: 3/ 0/ 1					
PRELIMINARY ENGINEERING / MANAGED BY FDOT								
-TOTAL OUTSIDE YEARS	2,420,652	0	0	0	0	0	0	2,420,652
CONSTRUCTION / MANAGED BY FDOT								
-TOTAL OUTSIDE YEARS	5,143,952	0	0	0	0	0	0	5,143,952
Item 419338 1 Totals:	7,564,604	0	0	0	0	0	0	7,564,604
Item 419338 2 Number: District: 04	Project Description: THERMOPLASTIC FOR TPK AUX LANES NB, FROM I-595 TO S OF PETERS RD County: BROWARD		*SIS*		Type of Work: SIGNING/PAVEMENT MARKINGS			
Roadway ID: 86470000	Beginning Section: 8.660 Ending Section: 9.160		Project Length: .500 Lanes Existing/Improved/Added: 3/ 0/ 0					
CONSTRUCTION / MANAGED BY FDOT								
PKYI -TURNPIKE IMPROVEMENT	0	31,462	0	0	0	0	0	31,462
Item 419338 2 Totals:	0	31,462	0	0	0	0	0	31,462
Project Total:	7,564,604	31,462	0	0	0	0	0	7,596,066

Fund	<2015	2015	2016	2017	2018	2019	>2019	All Years
Item 423371 2 Number: District: 04	Project Description: HEFT/NW 57TH AVENUE INTERCHANGE IMPROVEMENT (MP 43.2) County: BROWARD		*SIS*		Type of Work: INTERCHANGE IMPROVEMENT			
Roadway ID: 86471000	Beginning Section: 2.880 Ending Section: 3.600		Project Length: .720 Lanes Existing/Improved/Added: 4/ 0/ 0					
PRELIMINARY ENGINEERING / MANAGED BY FDOT								
PKYI -TURNPIKE IMPROVEMENT	545,071	0	0	0	0	0	0	545,071
CONSTRUCTION / MANAGED BY FDOT								
PKYI -TURNPIKE IMPROVEMENT	0	0	0	0	5,169,497	0	0	5,169,497
Item 423371 2 Totals:	545,071	0	0	0	5,169,497	0	0	5,714,568
Item 423371 3 Number: District: 04	Project Description: THERMOPLASTIC FOR HEFT/NW 57TH AVE INTERCHANGE IMPROVEMENT County: BROWARD		*SIS*		Type of Work: SIGNING/PAVEMENT MARKINGS			
CONSTRUCTION / MANAGED BY FDOT								
PKYI -TURNPIKE IMPROVEMENT	0	0	0	0	0	151,684	0	151,684
Item 423371 3 Totals:	0	0	0	0	0	151,684	0	151,684
Project Total:	545,071	0	0	0	5,169,497	151,684	0	5,866,252

Fund	<2015	2015	2016	2017	2018	2019	>2019	All Years
Item Number: 428154 1 District: 04	Project Description: SAWGRASS CANAL REVETMENT County: BROWARD		*SIS*		Type of Work: ENVIRONMENTAL MITIGATION			

Roadway ID: 86472000	Beginning Section: 14.600	Project Length: .300						
	Ending Section: 14.900	Lanes Existing/Improved/Added: 3/ 0/ 0						
PRELIMINARY ENGINEERING / MANAGED BY FDOT								
-TOTAL OUTSIDE YEARS	1,240,158	0	0	0	0	0	0	1,240,158
CONSTRUCTION / MANAGED BY FDOT								
-TOTAL OUTSIDE YEARS	4,070,926	0	0	0	0	0	0	4,070,926
Item 428154 1	5,311,084	0	0	0	0	0	0	5,311,084
Totals:								
Item Number: 428154 2	Project Description: SAWGRASS CANAL REVETMENT - WALL 3 (MP 15.2)	*SIS*						
District: 04	County: BROWARD	Type of Work: ENVIRONMENTAL MITIGATION						
Roadway ID: 86472000	Beginning Section: 15.000	Project Length: .400						
	Ending Section: 15.400	Lanes Existing/Improved/Added: 3/ 0/ 0						
CONSTRUCTION / MANAGED BY FDOT								
PKYI -TURNPIKE IMPROVEMENT	0	6,590,182	0	0	0	0	0	6,590,182
Item 428154 2	0	6,590,182	0	0	0	0	0	6,590,182
Totals:								
Item Number: 428154 3	Project Description: SAWGRASS CANAL REVETMENT - WALL 6 (MP 16)	*SIS*						
District: 04	County: BROWARD	Type of Work: ENVIRONMENTAL MITIGATION						
Roadway ID: 86472000	Beginning Section: 15.700	Project Length: .600						
	Ending Section: 16.300	Lanes Existing/Improved/Added: 3/ 0/ 0						
CONSTRUCTION / MANAGED BY FDOT								
PKYI -TURNPIKE IMPROVEMENT	0	10,564,770	0	0	0	0	0	10,564,770
Item 428154 3	0	10,564,770	0	0	0	0	0	10,564,770
Totals:								
Project Total:	5,311,084	17,154,952	0	0	0	0	0	22,466,036

Fund	<2015	2015	2016	2017	2018	2019	>2019	All Years
Item 429328 1	Project WIDEN HEFT FROM NW 57TH AVE TO MIRAMAR TOLL PLAZA (MP 43-47)						*SIS*	
Number:	Description: 47)						Type of Work: ADD AUXILIARY LANE(S)	
District: 04	County: BROWARD							
Roadway ID: 86471000	Beginning Section: 3.000	Project Length: 4.100					Lanes Existing/Improved/Added: 4/ 4/ 2	
	Ending Section: 7.100							
PRELIMINARY ENGINEERING / MANAGED BY FDOT								
PKYI -TURNPIKE IMPROVEMENT	1,500	1,975,000	0	0	0	0	0	1,976,500
CONSTRUCTION / MANAGED BY FDOT								
PKYI -TURNPIKE IMPROVEMENT	0	0	0	0	57,388,341	0	0	57,388,341
Item 429328 1	1,500	1,975,000	0	0	57,388,341	0	0	59,364,841
Totals:								
Item 429328 2	Project THERMOPLASTIC FOR HEFT AUX LANES FROM NW 57 TH AVE TO MIRAMAR TOLLPLZ						*SIS*	
Number:	Description: MIRAMAR TOLLPLZ						Type of Work: SIGNING/PAVEMENT MARKINGS	
District: 04	County: BROWARD							
CONSTRUCTION / MANAGED BY FDOT								
-TOTAL OUTSIDE YEARS	0	0	0	0	0	0	277,940	277,940
Item 429328 2	0	0	0	0	0	0	277,940	277,940
Totals:								
Item 429328 3	Project LANDSCAPING FOR HEFT AUX LANES FROM NW 57TH AVE TO MIRAMAR TOLL PLAZA						*SIS*	
Number:	Description: PLAZA						Type of Work: LANDSCAPING	
District: 04	County: BROWARD							
CONSTRUCTION / MANAGED BY FDOT								
-TOTAL OUTSIDE YEARS	0	0	0	0	0	0	721,169	721,169

Item 429328 3	0	0	0	0	0	0	0	721,169	721,169
Totals:									
Project Total:	1,500	1,975,000	0	0	57,388,341	0	0	999,109	60,363,950

Fund	<2015	2015	2016	2017	2018	2019	>2019	All Years
Item Number: 431089 1 Project Description: MILL & RESURFACE SAW GRASS EXPRESSWAY MP0.00 - MP8.00 *SIS* District: 04 County: BROWARD Type of Work: RESURFACING Roadway ID: 86472000 Beginning Section: .000 Project Length: 8.174 Ending Section: 8.174 Lanes Existing/Improved/Added: 6/ 0/ 0								
PRELIMINARY ENGINEERING / MANAGED BY FDOT								
-TOTAL OUTSIDE YEARS	174,659	0	0	0	0	0	0	174,659
CONSTRUCTION / MANAGED BY FDOT								
-TOTAL OUTSIDE YEARS	377,889	0	0	0	0	0	0	377,889
Item 431089 1	552,548	0	0	0	0	0	0	552,548
Totals:								
Item Number: 431089 2 Project Description: THERMOPLASTIC FOR SAWGRASS RESURFACING FROM MP 0.00 *SIS* District: 04 County: BROWARD Type of Work: SIGNING/PAVEMENT MARKINGS								
CONSTRUCTION / MANAGED BY FDOT								
PKYR -TURNPIKE RENEWAL & REPLACEMENT	0	390,620	0	0	0	0	0	390,620
Item 431089 2	0	390,620	0	0	0	0	0	390,620
Totals:								
Item Number: 431089 3 Project Description: MILL & RESURFACE SAWGRASS XWAY MP 0-8 *SIS* District: 04 County: BROWARD Type of Work: RESURFACING Roadway ID: 86472000 Beginning Section: .000 Project Length: 8.174 Ending Section: 8.174 Lanes Existing/Improved/Added: 6/ 6/ 0								
PRELIMINARY ENGINEERING / MANAGED BY FDOT								
PKYI -TURNPIKE IMPROVEMENT	56	0	0	0	0	0	0	56
PKYR -TURNPIKE RENEWAL & REPLACEMENT	1,953	0	0	0	0	0	0	1,953
CONSTRUCTION / MANAGED BY FDOT								
PKYI -TURNPIKE IMPROVEMENT	45,959	0	0	0	0	0	0	45,959
PKYR -TURNPIKE RENEWAL & REPLACEMENT	8,818,656	15,000	0	0	0	0	0	8,833,656
Item 431089 3	8,866,624	15,000	0	0	0	0	0	8,881,624
Totals:								
Project Total:	9,419,172	405,620	0	0	0	0	0	9,824,792

Fund	<2015	2015	2016	2017	2018	2019	>2019	All Years
Item Number: 431281 1 Project Description: AET PHASE 5B SAWGRASS EXPRESSWAY *SIS* District: 04 County: BROWARD Type of Work: TOLL PLAZA Roadway ID: 86472000 Beginning Section: .355 Project Length: 20.541 Ending Section: 20.896 Lanes Existing/Improved/Added: 6/ 6/ 0								
PRELIMINARY ENGINEERING / MANAGED BY FDOT								
-TOTAL OUTSIDE YEARS	1,722,992	0	0	0	0	0	0	1,722,992
DESIGN BUILD / MANAGED BY FDOT								
-TOTAL OUTSIDE YEARS	54,094,335	0	0	0	0	0	0	54,094,335
Item 431281 1	55,817,327	0	0	0	0	0	0	55,817,327
Totals:								

Item Number: 431281 2	Project Description: THERMOPLASTIC FOR AET PHASE 5B SAWGRASS XWAY	*SIS*
District: 04	County: BROWARD	Type of Work: SIGNING/PAVEMENT MARKINGS
Roadway ID: 86472000	Beginning Section: .000	Project Length: 21.835
	Ending Section: 21.835	Lanes Existing/Improved/Added: 6/ 6/ 0
PRELIMINARY ENGINEERING / MANAGED BY FDOT		
PKYI -TURNPIKE IMPROVEMENT	0	1,000
	0	0
	0	0
	0	0
	0	0
	0	0
	0	1,000
CONSTRUCTION / MANAGED BY FDOT		
PKYI -TURNPIKE IMPROVEMENT	0	110,416
	0	0
	0	0
	0	0
	0	0
	0	0
	0	110,416
Item 431281 2	0	111,416
Totals:		
Item Number: 431281 3	Project Description: LANDSCAPING FOR AET PHASE 5B SAWGRASS EXPWY	*SIS*
District: 04	County: BROWARD	Type of Work: LANDSCAPING
Roadway ID: 86472000	Beginning Section: .000	Project Length: 21.835
	Ending Section: 21.835	Lanes Existing/Improved/Added: 6/ 6/ 0
DESIGN BUILD / MANAGED BY FDOT		
-TOTAL OUTSIDE YEARS	1,163,747	0
	0	0
	0	0
	0	0
	0	0
	0	0
	0	1,163,747
Item 431281 3	1,163,747	0
Totals:		
Item Number: 431281 4	Project Description: INSTALL FASCIA WALL AT TPK MAINLINE BRIDGE OVER SAWGRASS	*SIS*
District: 04	County: BROWARD	Type of Work: BRIDGE-REPAIR/REHABILITATION
Roadway ID: 86470000	Beginning Section: 24.277	Project Length: .058
	Ending Section: 24.335	Lanes Existing/Improved/Added: 6/ 0/ 0
CONSTRUCTION / MANAGED BY FDOT		
-TOTAL OUTSIDE YEARS	274,329	0
	0	0
	0	0
	0	0
	0	0
	0	0
	0	274,329
Item 431281 4	274,329	0
Totals:		
Project Total:	57,255,403	111,416

Fund	<2015	2015	2016	2017	2018	2019	>2019	All Years
Item Number: 435461 1	Project Description: IMPROVE INTERCHANGE AT SAWGRASS XWAY & CORAL RIDGE DR				*SIS*			
District: 04	County: BROWARD				Type of Work: INTERCHANGE IMPROVEMENT			
Roadway ID: 86472000	Beginning Section: 13.500				Project Length: .800			
	Ending Section: 14.300				Lanes Existing/Improved/Added: 6/ 0/ 0			
PRELIMINARY ENGINEERING / MANAGED BY FDOT								
PKYI -TURNPIKE IMPROVEMENT	0	0	0	0	390,305	0	0	390,305
CONSTRUCTION / MANAGED BY FDOT								
PKYI -TURNPIKE IMPROVEMENT	0	0	0	0	0	5,071,526	0	5,071,526
Item 435461 1	0	0	0	0	390,305	5,071,526	0	5,461,831
Totals:								
Project Total:	0	0	0	0	390,305	5,071,526	0	5,461,831

Fund	<2015	2015	2016	2017	2018	2019	>2019	All Years
Item Number: 435605 1	Project Description: SAWGRASS XWAY MAINLINE DMS REPLACEMENT				*SIS*			
District: 04	County: BROWARD				Type of Work: DYNAMIC MESSAGE SIGN			
Roadway ID: 86472000	Beginning Section: .000				Project Length: 21.835			
	Ending Section: 21.835				Lanes Existing/Improved/Added: 6/ 0/ 0			
CONSTRUCTION / MANAGED BY FDOT								
PKYI -TURNPIKE IMPROVEMENT	0	860,890	0	0	0	0	0	860,890

Item 435605 1	0	860,890	0	0	0	0	0	860,890
Totals:								
Project Total:	0	860,890	0	0	0	0	0	860,890

Fund	<2015	2015	2016	2017	2018	2019	>2019	All Years
TRANSPORTATION PLANNING								
Item Number: 233191 1 District: 04	Project Description: CYPRESS CREEK PARK JOINT USE DEVELOP County: BROWARD				*NON-SIS* Type of Work: CORRIDOR IMPROVEMENT			
PLANNING / MANAGED BY FDOT								
-TOTAL OUTSIDE YEARS	59,637	0	0	0	0	0	0	59,637
Item 233191 1 Totals:	59,637	0	0	0	0	0	0	59,637
Project Total:	59,637	0	0	0	0	0	0	59,637

Fund	<2015	2015	2016	2017	2018	2019	>2019	All Years
Item Number: 408593 1 District: 04	Project Description: I-95 @ SHERIDAN ST JOINT USE DEVELOPMENT County: BROWARD				*NON-SIS* Type of Work: CORRIDOR IMPROVEMENT			
PLANNING / MANAGED BY FDOT								
-TOTAL OUTSIDE YEARS	1,362	0	0	0	0	0	0	1,362
Item 408593 1 Totals:	1,362	0	0	0	0	0	0	1,362
Item Number: 408593 2 District: 04	Project Description: SR-9/1-95 @ SHERIDAN JOINT USE DEVELOPMENT County: BROWARD				*NON-SIS* Type of Work: CORRIDOR/SUBAREA PLANNING			
Extra Description: JOINT USE DEVELOPMENT PROJECT PH32 = CONTRACT FOR FINANCIAL ANALYSIS CONSULTANT PH4B = LEGAL NEEDS RECD \$10,000 LF Description: FUNDS FROM PINNACLE HOUSING GROUP LLC								
PLANNING / MANAGED BY FDOT								
D - UNRESTRICTED STATE PRIMARY	192	0	0	0	0	0	0	192
Item 408593 2 Totals:	192	0	0	0	0	0	0	192
Project Total:	1,554	0	0	0	0	0	0	1,554

Fund	<2015	2015	2016	2017	2018	2019	>2019	All Years
Item Number: 423602 1 District: 04	Project Description: BROWARD UPWP FY 2012/2013 & 2013/2014 County: BROWARD				*NON-SIS* Type of Work: TRANSPORTATION PLANNING			
PLANNING / RESPONSIBLE AGENCY NOT AVAILABLE								
-TOTAL OUTSIDE YEARS	3,304,054	0	0	0	0	0	0	3,304,054
Item 423602 1 Totals:	3,304,054	0	0	0	0	0	0	3,304,054
Item Number: 423602 2 District: 04	Project Description: BROWARD UPWP FY 2014/2015 & 2015/2016 County: BROWARD				*NON-SIS* Type of Work: TRANSPORTATION PLANNING			
PLANNING / RESPONSIBLE AGENCY NOT AVAILABLE								
PL -METRO PLAN (85% FA; 15% OTHER)	0	1,346,496	1,346,496	0	0	0	0	2,692,992
SU -STP, URBAN AREAS > 200K	0	500,000	500,000	0	0	0	0	1,000,000
Item 423602 2 Totals:	0	1,846,496	1,846,496	0	0	0	0	3,692,992
Item Number: 423602 3 District: 04	Project Description: BROWARD UPWP FY 2016/2017 & 2017/2018 County: BROWARD				*NON-SIS* Type of Work: TRANSPORTATION PLANNING			

PLANNING / RESPONSIBLE AGENCY NOT AVAILABLE								
PL -METRO PLAN (85% FA; 15% OTHER)	0	0	0	1,346,496	1,346,496	0	0	2,692,992
SU -STP, URBAN AREAS > 200K	0	0	0	500,000	500,000	0	0	1,000,000
Item 423602 3 Totals:	0	0	0	1,846,496	1,846,496	0	0	3,692,992
Item Number: 423602 4 Project Description: BROWARD UPWP FY 18-19/19-20 *NON-SIS*								
District: 04 County: BROWARD Type of Work: TRANSPORTATION PLANNING								
PLANNING / RESPONSIBLE AGENCY NOT AVAILABLE								
PL -METRO PLAN (85% FA; 15% OTHER)	0	0	0	0	0	1,346,496	0	1,346,496
SU -STP, URBAN AREAS > 200K	0	0	0	0	0	500,000	0	500,000
Item 423602 4 Totals:	0	0	0	0	0	1,846,496	0	1,846,496
Project Total:	3,304,054	1,846,496	1,846,496	1,846,496	1,846,496	1,846,496	0	12,536,534

Fund	<2015	2015	2016	2017	2018	2019	>2019	All Years
Item Number: 429575 1 Project Description: SR-5/US-1 FROM THE MIAMI-DADE COUNTY LINE TO SR-842/BROWARD BLVD *NON-SIS*								
District: 04 County: BROWARD Type of Work: PTO STUDIES								
Extra Description: 2013 MPO PRIORITY #7 TRANSIT IMPROVEMENTS SR 5/US 1 FROM THE MIAMI-DADE/BROWARD COUNTY LINE TO SR-842 BROWARD BLVD/DOWNTOWN CENTRAL TERMINAL BUS RAPID TRANSIT CORRIDOR								
Roadway ID: 86010000 Beginning Section: .000 Project Length: 12.877								
Ending Section: 10.330 Lanes Existing/Improved/Added: 5/ 0/ 0								
PLANNING / MANAGED BY FDOT								
EB -EQUITY BONUS	2,848	0	0	0	0	0	0	2,848
SU -STP, URBAN AREAS > 200K	152,139	0	0	0	0	0	0	152,139
Item 429575 1 Totals:	154,987	0	0	0	0	0	0	154,987
Project Total:	154,987	0	0	0	0	0	0	154,987

Fund	<2015	2015	2016	2017	2018	2019	>2019	All Years
MAINTENANCE								
Item Number: 228259 5 Project Description: BROWARD COUNTY PUSH BUTTON CONTRACT TRAFFIC *NON-SIS*								
District: 04 County: BROWARD Type of Work: TRAFFIC CONTROL DEVICES/SYSTEM								
BRDG/RDWY/CONTRACT MAINT / MANAGED BY FDOT								
-TOTAL OUTSIDE YEARS	53,423	0	0	0	0	0	0	53,423
Item 228259 5 Totals:	53,423	0	0	0	0	0	0	53,423
Project Total:	53,423	0	0	0	0	0	0	53,423

Fund	<2015	2015	2016	2017	2018	2019	>2019	All Years
Item Number: 231723 1 Project Description: BROWARD COUNTY ROAD RANGER SERVICE PATROL *SIS*								
District: 04 County: BROWARD Type of Work: ITS FREEWAY MANAGEMENT								
Roadway ID: 86070000 Beginning Section: .000 Project Length: .000								
Ending Section: .000 Lanes Existing/Improved/Added: 4/ 0/ 0								
BRDG/RDWY/CONTRACT MAINT / MANAGED BY FDOT								
-TOTAL OUTSIDE YEARS	21,787,317	0	0	0	0	0	0	21,787,317

Item 231723 1	21,787,317	0	0	0	0	0	0	0	21,787,317
Totals:									
Item Number: 231723 3	Project Description: BROWARD COUNTY ROAD RANGER SERVICE PATROL			*SIS*					
District: 04	County: BROWARD			Type of Work: SERVICE PATROL/FHP					
BRDG/RDWY/CONTRACT MAINT / MANAGED BY FDOT									
-TOTAL OUTSIDE YEARS	8,675,320	0	0	0	0	0	0	0	8,675,320
Item 231723 3	8,675,320	0	0	0	0	0	0	0	8,675,320
Totals:									
Item Number: 231723 4	Project Description: BROWARD COUNTY ROAD RANGER SERVICE PATROL			*SIS*					
District: 04	County: BROWARD			Type of Work: SERVICE PATROL/FHP					
Extra Description: FREEWAY SERVICE PATROL ON INTERSTATE 24/7 SERVICE PROJECT INCLUDES WORK ON I-595 & I-75									
BRDG/RDWY/CONTRACT MAINT / MANAGED BY FDOT									
D - UNRESTRICTED STATE PRIMARY	224,000	253,812	0	0	0	0	0	0	477,812
DDR -DISTRICT DEDICATED REVENUE	2,320,000	3,590,188	0	0	0	0	0	0	5,910,188
TM02 - EVERGLADES PARKWAY	804,000	804,000	0	0	0	0	0	0	1,608,000
Item 231723 4	3,348,000	4,648,000	0	0	0	0	0	0	7,996,000
Totals:									
Item Number: 231723 5	Project Description: BROWARD COUNTY ROAD RANGER SERVICE PATROL			*SIS*					
District: 04	County: BROWARD			Type of Work: SERVICE PATROL/FHP					
Extra Description: FREEWAY SERVICE PATROL ON INTERSTATE 24/7 SERVICE PROJECT INCLUDES WORK ON I-595 & I-75									
BRDG/RDWY/CONTRACT MAINT / MANAGED BY FDOT									
D - UNRESTRICTED STATE PRIMARY	0	0	284,489	316,055	348,536	381,960	0	0	1,331,040
DDR -DISTRICT DEDICATED REVENUE	0	0	3,559,511	4,827,945	4,795,464	5,144,000	5,144,000	0	23,470,920
TM02 - EVERGLADES PARKWAY	0	0	804,000	804,000	804,000	804,000	1,608,000	0	4,824,000
Item 231723 5	0	0	4,648,000	5,948,000	5,948,000	6,329,960	6,752,000	0	29,625,960
Totals:									
Project Total:	33,810,637	4,648,000	4,648,000	5,948,000	5,948,000	6,329,960	6,752,000	0	68,084,597

Fund	<2015	2015	2016	2017	2018	2019	>2019	All Years
Item Number: 233509 1	Project Description: BROWARD NPDES			*NON-SIS*				
District: 04	County: BROWARD			Type of Work: PRELIMINARY ENGINEERING				
BRDG/RDWY/CONTRACT MAINT / MANAGED BY FDOT								
-TOTAL OUTSIDE YEARS	310,934	0	0	0	0	0	0	310,934
BRDG/RDWY/CONTRACT MAINT / RESPONSIBLE AGENCY NOT AVAILABLE								
-TOTAL OUTSIDE YEARS	329,581	0	0	0	0	0	0	329,581
Item 233509 1	640,515	0	0	0	0	0	0	640,515
Totals:								
Item Number: 233509 2	Project Description: BROWARD NPDES			*NON-SIS*				
District: 04	County: BROWARD			Type of Work: PRELIMINARY ENGINEERING				
BRDG/RDWY/CONTRACT MAINT / MANAGED BY FDOT								
-TOTAL OUTSIDE YEARS	362,569	0	0	0	0	0	0	362,569
Item 233509 2	362,569	0	0	0	0	0	0	362,569
Totals:								
Item Number: 233509 3	Project Description: BROWARD NPDES			*NON-SIS*				

District: 04		County: BROWARD				Type of Work: PRELIMINARY ENGINEERING			
BRDG/RDWY/CONTRACT MAINT / MANAGED BY FDOT									
-TOTAL OUTSIDE YEARS	674,006	0	0	0	0	0	0	0	674,006
Item 233509 3	674,006	0	0	0	0	0	0	0	674,006
Totals:									
Item Number: 233509 4	Project Description: BROWARD NPDES SWEEPING PRIMARY				*NON-SIS*				
District: 04	County: BROWARD				Type of Work: PRELIMINARY ENGINEERING				
BRDG/RDWY/CONTRACT MAINT / MANAGED BY FDOT									
-TOTAL OUTSIDE YEARS	107,275	0	0	0	0	0	0	0	107,275
Item 233509 4	107,275	0	0	0	0	0	0	0	107,275
Totals:									
Item Number: 233509 5	Project Description: BROWARD NPDES				*NON-SIS*				
District: 04	County: BROWARD				Type of Work: ROUTINE MAINTENANCE				
BRDG/RDWY/CONTRACT MAINT / MANAGED BY FDOT									
-TOTAL OUTSIDE YEARS	395,649	0	0	0	0	0	0	0	395,649
Item 233509 5	395,649	0	0	0	0	0	0	0	395,649
Totals:									
Item Number: 233509 6	Project Description: BROWARD NPDES SWEEPING PRIMARY				*NON-SIS*				
District: 04	County: BROWARD				Type of Work: ROUTINE MAINTENANCE				
BRDG/RDWY/CONTRACT MAINT / MANAGED BY FDOT									
D - UNRESTRICTED STATE PRIMARY	520,259	175,000	175,000	175,000	175,000	175,000	0	0	1,395,259
Item 233509 6	520,259	175,000	175,000	175,000	175,000	175,000	0	0	1,395,259
Totals:									
Item Number: 233509 7	Project Description: BROWARD NPDES SWEEPING PRIMARY				*NON-SIS*				
District: 04	County: BROWARD				Type of Work: ROUTINE MAINTENANCE				
BRDG/RDWY/CONTRACT MAINT / MANAGED BY FDOT									
D - UNRESTRICTED STATE PRIMARY	0	90,127	136,172	220,000	0	0	0	0	446,299
Item 233509 7	0	90,127	136,172	220,000	0	0	0	0	446,299
Totals:									
Item Number: 233509 8	Project Description: BROWARD NPDES JPA				*NON-SIS*				
District: 04	County: BROWARD				Type of Work: PRELIMINARY ENGINEERING				
Extra Description: NPDES PROGRAM FOR BROWARD COUNTY									
BRDG/RDWY/CONTRACT MAINT / RESPONSIBLE AGENCY NOT AVAILABLE									
D - UNRESTRICTED STATE PRIMARY	49,788	20,165	20,669	0	0	0	0	0	90,622
Item 233509 8	49,788	20,165	20,669	0	0	0	0	0	90,622
Totals:									
Item Number: 233509 9	Project Description: BROWARD NPDES JPA				*NON-SIS*				
District: 04	County: BROWARD				Type of Work: PRELIMINARY ENGINEERING				
Extra Description: NPDES PROGRAM FOR BROWARD COUNTY									
BRDG/RDWY/CONTRACT MAINT / RESPONSIBLE AGENCY NOT AVAILABLE									
D - UNRESTRICTED STATE PRIMARY	0	0	0	21,186	21,716	21,716	0	0	64,618
Item 233509 9	0	0	0	21,186	21,716	21,716	0	0	64,618
Totals:									
Project Total:	2,750,061	285,292	331,841	416,186	196,716	196,716	0	0	4,176,812

Fund	<2015	2015	2016	2017	2018	2019	>2019	All Years	
Item Number: 233538 1	Project Description: BROWARD CO STATE HWY SYS ROADWAY				*NON-SIS*				
District: 04	County: BROWARD				Type of Work: ROUTINE MAINTENANCE				

Roadway ID: 86901000		Beginning Section: .000		Project Length: .000				
		Ending Section: .000		Lanes Existing/Improved/Added: 0/ 0/ 0				
BRDG/RDWY/CONTRACT MAINT / MANAGED BY FDOT								
D - UNRESTRICTED STATE PRIMARY	46,002,240	2,800,000	2,800,000	2,800,000	2,800,000	2,800,000	0	60,002,240
DIOH -STATE 100% - OVERHEAD	284,178	0	0	0	0	0	0	284,178
Item 233538 1	46,286,418	2,800,000	2,800,000	2,800,000	2,800,000	2,800,000	0	60,286,418
Totals:								
Item Number: 233538 2	Project Description: BROWARD CO STATE HWY SYS BRIDGES					*NON-SIS*		
District: 04	County: BROWARD					Type of Work: ROUTINE MAINTENANCE		
Extra Description: PH 70 INCLUDES IN-HOUSE BRIDGE INSPECTION								
Roadway ID: 86901000		Beginning Section: .000		Project Length: .000				
		Ending Section: .000		Lanes Existing/Improved/Added: 0/ 0/ 0				
BRDG/RDWY/CONTRACT MAINT / MANAGED BY FDOT								
D - UNRESTRICTED STATE PRIMARY	28,091,035	2,400,000	2,400,000	2,400,000	2,400,000	2,400,000	0	40,091,035
Item 233538 2	28,091,035	2,400,000	2,400,000	2,400,000	2,400,000	2,400,000	0	40,091,035
Totals:								
Project Total:	74,377,453	5,200,000	5,200,000	5,200,000	5,200,000	5,200,000	0	100,377,453

Fund	<2015	2015	2016	2017	2018	2019	>2019	All Years
Item Number: 233570 1	Project Description: BROWARD CO/SR-5 @ AIRPORT LANDSCAPING MAINT.					*NON-SIS*		
District: 04	County: BROWARD					Type of Work: ROUTINE MAINTENANCE		
Extra Description: JPA W/ BROWARD CNTY FOR ROUTINE MAINT. FOR LANDSCAPING SR-5 @ AIRPORT. PERPETUAL AGREEMENT EA YR @ \$60K 9054=91/92 JPA								
Description: SIGNED 3/22/88,AS RESULT OF 86095-3468 LANDSCAPING								
BRDG/RDWY/CONTRACT MAINT / MANAGED BY BROWARD COUNTY BOCC								
D - UNRESTRICTED STATE PRIMARY	1,437,814	110,000	110,000	0	0	0	0	1,657,814
Item 233570 1	1,437,814	110,000	110,000	0	0	0	0	1,657,814
Totals:								
Item Number: 233570 2	Project Description: SR-5/US-1 FROM GRIFFIN RD TO N. OF ELLER DR					*NON-SIS*		
District: 04	County: BROWARD					Type of Work: ROUTINE MAINTENANCE		
Extra Description: LANDSCAPING AGREEMENT W/BROWARD COUNTY								
BRDG/RDWY/CONTRACT MAINT / MANAGED BY BROWARD COUNTY BOCC								
D - UNRESTRICTED STATE PRIMARY	110,000	110,000	110,000	110,000	110,000	0	0	550,000
Item 233570 2	110,000	110,000	110,000	110,000	110,000	0	0	550,000
Totals:								
Project Total:	1,547,814	220,000	220,000	110,000	110,000	0	0	2,207,814

Fund	<2015	2015	2016	2017	2018	2019	>2019	All Years
Item Number: 233913 1	Project Description: BROWARD COUNTY STATE PRIMARY					*NON-SIS*		
District: 04	County: BROWARD					Type of Work: ROUTINE MAINTENANCE		
BRDG/RDWY/CONTRACT MAINT / MANAGED BY FDOT								
-TOTAL OUTSIDE YEARS	99,071	0	0	0	0	0	0	99,071
Item 233913 1	99,071	0	0	0	0	0	0	99,071
Totals:								
Item Number: 233913 2	Project Description: BROWARD COUNTY STATE PRIMARY					*NON-SIS*		
District: 04	County: BROWARD					Type of Work: ROUTINE MAINTENANCE		
BRDG/RDWY/CONTRACT MAINT / MANAGED BY FDOT								
-TOTAL OUTSIDE YEARS	368,177	0	0	0	0	0	0	368,177
Item 233913 2	368,177	0	0	0	0	0	0	368,177

Totals:								
Item Number: 233913 3		Project Description: BROWARD COUNTY STATE PRIMARY DESILTING			*NON-SIS*			
District: 04		County: BROWARD			Type of Work: ROUTINE MAINTENANCE			
BRDG/RDWY/CONTRACT MAINT / MANAGED BY FDOT								
-TOTAL OUTSIDE YEARS	195,000	0	0	0	0	0	0	195,000
Item 233913 3	195,000	0	0	0	0	0	0	195,000
Totals:								
Item Number: 233913 4		Project Description: BROWARD COUNTY PUSHBUTTON DESILTING			*NON-SIS*			
District: 04		County: BROWARD			Type of Work: ROUTINE MAINTENANCE			
Extra Description: DESILTING STORM SEWER DRAINS								
BRDG/RDWY/CONTRACT MAINT / MANAGED BY FDOT								
D - UNRESTRICTED STATE PRIMARY	350,000	350,000	350,000	0	0	0	0	1,050,000
Item 233913 4	350,000	350,000	350,000	0	0	0	0	1,050,000
Totals:								
Item Number: 233913 5		Project Description: BROWARD COUNTY PUSHBUTTON DESILTING			*NON-SIS*			
District: 04		County: BROWARD			Type of Work: ROUTINE MAINTENANCE			
BRDG/RDWY/CONTRACT MAINT / MANAGED BY FDOT								
D - UNRESTRICTED STATE PRIMARY	0	0	0	350,000	350,000	350,000	0	1,050,000
Item 233913 5	0	0	0	350,000	350,000	350,000	0	1,050,000
Totals:								
Project Total:	1,012,248	350,000	350,000	350,000	350,000	350,000	0	2,762,248

Fund	<2015	2015	2016	2017	2018	2019	>2019	All Years
Item Number: 233919 1		Project Description: BROWARD COUNTY STATE PRIMARY			*NON-SIS*			
District: 04		County: BROWARD			Type of Work: ROUTINE MAINTENANCE			
BRDG/RDWY/CONTRACT MAINT / MANAGED BY FDOT								
-TOTAL OUTSIDE YEARS	443,721	0	0	0	0	0	0	443,721
Item 233919 1	443,721	0	0	0	0	0	0	443,721
Totals:								
Item Number: 233919 2		Project Description: BROWARD COUNTY STATE PRIMARY			*NON-SIS*			
District: 04		County: BROWARD			Type of Work: ROUTINE MAINTENANCE			
BRDG/RDWY/CONTRACT MAINT / MANAGED BY FDOT								
-TOTAL OUTSIDE YEARS	137,998	0	0	0	0	0	0	137,998
Item 233919 2	137,998	0	0	0	0	0	0	137,998
Totals:								
Item Number: 233919 3		Project Description: BROWARD COUNTY STATE PRIMARY			*NON-SIS*			
District: 04		County: BROWARD			Type of Work: ROUTINE MAINTENANCE			
BRDG/RDWY/CONTRACT MAINT / MANAGED BY FDOT								
-TOTAL OUTSIDE YEARS	74,985	0	0	0	0	0	0	74,985
Item 233919 3	74,985	0	0	0	0	0	0	74,985
Totals:								
Item Number: 233919 4		Project Description: BROWARD COUNTY STATE PRIMARY MAINTENANCE OF TRAFFIC			*NON-SIS*			
District: 04		County: BROWARD			Type of Work: ROUTINE MAINTENANCE			
BRDG/RDWY/CONTRACT MAINT / MANAGED BY FDOT								
-TOTAL OUTSIDE YEARS	77,076	0	0	0	0	0	0	77,076
Item 233919 4	77,076	0	0	0	0	0	0	77,076
Totals:								
Item Number: 233919 5		Project Description: BROWARD COUNTY PRIMARY MAINTENANCE OF TRAFFIC			*NON-SIS*			
District: 04		County: BROWARD			Type of Work: ROUTINE MAINTENANCE			

BRDG/RDWY/CONTRACT MAINT / MANAGED BY FDOT								
-TOTAL OUTSIDE YEARS	54,494	0	0	0	0	0	0	54,494
Item 233919 5	54,494	0	0	0	0	0	0	54,494
Totals:								
Item Number: 233919 7	Project Description: BROWARD COUNTY STATE PRIMARY MAINTENANCE OF TRAFFIC						*NON-SIS*	
District: 04	County: BROWARD						Type of Work: ROUTINE MAINTENANCE	
BRDG/RDWY/CONTRACT MAINT / MANAGED BY FDOT								
D - UNRESTRICTED STATE PRIMARY	0	0	50,000	0	0	0	0	50,000
Item 233919 7	0	0	50,000	0	0	0	0	50,000
Totals:								
Item Number: 233919 8	Project Description: BROWARD COUNTY STATE PRIMARY MAINTENANCE OF TRAFFIC						*NON-SIS*	
District: 04	County: BROWARD						Type of Work: ROUTINE MAINTENANCE	
BRDG/RDWY/CONTRACT MAINT / MANAGED BY FDOT								
D - UNRESTRICTED STATE PRIMARY	0	0	0	0	50,000	0	0	50,000
Item 233919 8	0	0	0	0	50,000	0	0	50,000
Totals:								
Project Total:	788,274	0	50,000	0	50,000	0	0	888,274

Fund	<2015	2015	2016	2017	2018	2019	>2019	All Years
Item Number: 233929 1	Project Description: BROWARD COUNTY PRIMARY - MISC. CONCRETE WORK						*NON-SIS*	
District: 04	County: BROWARD						Type of Work: ROUTINE MAINTENANCE	
BRDG/RDWY/CONTRACT MAINT / MANAGED BY FDOT								
-TOTAL OUTSIDE YEARS	782,259	0	0	0	0	0	0	782,259
Item 233929 1	782,259	0	0	0	0	0	0	782,259
Totals:								
Item Number: 233929 2	Project Description: BROWARD COUNTY PRIMARY - MISC CONCRETE WORK						*NON-SIS*	
District: 04	County: BROWARD						Type of Work: ROUTINE MAINTENANCE	
BRDG/RDWY/CONTRACT MAINT / MANAGED BY FDOT								
-TOTAL OUTSIDE YEARS	112,765	0	0	0	0	0	0	112,765
Item 233929 2	112,765	0	0	0	0	0	0	112,765
Totals:								
Item Number: 233929 3	Project Description: BROWARD COUNTY PRIMARY MISC CONCRETE WORK						*NON-SIS*	
District: 04	County: BROWARD						Type of Work: ROUTINE MAINTENANCE	
BRDG/RDWY/CONTRACT MAINT / MANAGED BY FDOT								
-TOTAL OUTSIDE YEARS	61,430	0	0	0	0	0	0	61,430
Item 233929 3	61,430	0	0	0	0	0	0	61,430
Totals:								
Item Number: 233929 4	Project Description: BROWARD CO PRIMARY ROAD CONCRETE WORK						*NON-SIS*	
District: 04	County: BROWARD						Type of Work: ROUTINE MAINTENANCE	
BRDG/RDWY/CONTRACT MAINT / MANAGED BY FDOT								
-TOTAL OUTSIDE YEARS	177,234	0	0	0	0	0	0	177,234
Item 233929 4	177,234	0	0	0	0	0	0	177,234
Totals:								
Item Number: 233929 5	Project Description: BROWARD COUNTY PRIMARY ROAD CONCRETE WORK						*NON-SIS*	
District: 04	County: BROWARD						Type of Work: ROUTINE MAINTENANCE	
BRDG/RDWY/CONTRACT MAINT / MANAGED BY FDOT								
-TOTAL OUTSIDE YEARS	220,219	0	0	0	0	0	0	220,219
Item 233929 5	220,219	0	0	0	0	0	0	220,219
Totals:								

Item Number: 233929 6	Project Description: BROWARD COUNTY PRIMARY ROAD CONCRETE WORK	*NON-SIS*						
District: 04	County: BROWARD	Type of Work: ROUTINE MAINTENANCE						
BRDG/RDWY/CONTRACT MAINT / MANAGED BY FDOT								
-TOTAL OUTSIDE YEARS	100,000	0	0	0	0	0	0	100,000
Item 233929 6	100,000	0	0	0	0	0	0	100,000
Totals:								
Item Number: 233929 7	Project Description: BROWARD COUNTY PRIMARY ROAD CONCRETE WORK	*NON-SIS*						
District: 04	County: BROWARD	Type of Work: ROUTINE MAINTENANCE						
BRDG/RDWY/CONTRACT MAINT / MANAGED BY FDOT								
D - UNRESTRICTED STATE PRIMARY	100,000	100,000	100,000	100,000	100,000	100,000	0	600,000
Item 233929 7	100,000	100,000	100,000	100,000	100,000	100,000	0	600,000
Totals:								
Item Number: 233929 8	Project Description: BROWARD COUNTY PRIMARY ROAD CONCRETE WORK	*NON-SIS*						
District: 04	County: BROWARD	Type of Work: ROUTINE MAINTENANCE						
BRDG/RDWY/CONTRACT MAINT / MANAGED BY FDOT								
D - UNRESTRICTED STATE PRIMARY	0	0	0	0	0	100,000	0	100,000
Item 233929 8	0	0	0	0	0	100,000	0	100,000
Totals:								
Project Total:	1,553,907	100,000	100,000	100,000	100,000	200,000	0	2,153,907

Fund	<2015	2015	2016	2017	2018	2019	>2019	All Years
Item Number: 233930 1	Project Description: BROWARD COUNTY SIGN REPLACEMENT PRIMARY		*NON-SIS*					
District: 04	County: BROWARD		Type of Work: ROUTINE MAINTENANCE					
BRDG/RDWY/CONTRACT MAINT / MANAGED BY FDOT								
-TOTAL OUTSIDE YEARS	456,069	0	0	0	0	0	0	456,069
Item 233930 1	456,069	0	0	0	0	0	0	456,069
Totals:								
Item Number: 233930 2	Project Description: BROWARD COUNTY SIGN REPLACEMENT PRIMARY		*NON-SIS*					
District: 04	County: BROWARD		Type of Work: ROUTINE MAINTENANCE					
BRDG/RDWY/CONTRACT MAINT / MANAGED BY FDOT								
-TOTAL OUTSIDE YEARS	205,646	0	0	0	0	0	0	205,646
Item 233930 2	205,646	0	0	0	0	0	0	205,646
Totals:								
Item Number: 233930 3	Project Description: BROWARD COUNTY SIGN REPLACEMENT PRIMARY		*NON-SIS*					
District: 04	County: BROWARD		Type of Work: ROUTINE MAINTENANCE					
BRDG/RDWY/CONTRACT MAINT / MANAGED BY FDOT								
-TOTAL OUTSIDE YEARS	203,154	0	0	0	0	0	0	203,154
Item 233930 3	203,154	0	0	0	0	0	0	203,154
Totals:								
Item Number: 233930 4	Project Description: BROWARD COUNTY SIGNING PRIMARY		*NON-SIS*					
District: 04	County: BROWARD		Type of Work: ROUTINE MAINTENANCE					
BRDG/RDWY/CONTRACT MAINT / MANAGED BY FDOT								
-TOTAL OUTSIDE YEARS	450,000	0	0	0	0	0	0	450,000
Item 233930 4	450,000	0	0	0	0	0	0	450,000
Totals:								
Item Number: 233930 5	Project Description: BROWARD COUNTY SIGN REPLACEMENT PRIMARY		*NON-SIS*					
District: 04	County: BROWARD		Type of Work: ROUTINE MAINTENANCE					
BRDG/RDWY/CONTRACT MAINT / MANAGED BY FDOT								
-TOTAL OUTSIDE YEARS	50,000	0	0	0	0	0	0	50,000

YEARS									
Item 233930 5	50,000	0	0	0	0	0	0	0	50,000
Totals:									
Item Number: 233930 6	Project Description: BROWARD COUNTY SIGN REPLACEMENT PRIMARY				*NON-SIS*				
District: 04	County: BROWARD				Type of Work: ROUTINE MAINTENANCE				
BRDG/RDWY/CONTRACT MAINT / MANAGED BY FDOT									
-TOTAL OUTSIDE YEARS	125,000	0	0	0	0	0	0	0	125,000
Item 233930 6	125,000	0	0	0	0	0	0	0	125,000
Totals:									
Item Number: 233930 7	Project Description: BROWARD COUNTY SIGN REPLACEMENT PRIMARY				*NON-SIS*				
District: 04	County: BROWARD				Type of Work: ROUTINE MAINTENANCE				
BRDG/RDWY/CONTRACT MAINT / MANAGED BY FDOT									
D - UNRESTRICTED STATE PRIMARY	0	0	50,000	0	0	0	0	0	50,000
Item 233930 7	0	0	50,000	0	0	0	0	0	50,000
Totals:									
Item Number: 233930 8	Project Description: BROWARD COUNTY SIGN REPLACEMENT PRIMARY				*NON-SIS*				
District: 04	County: BROWARD				Type of Work: ROUTINE MAINTENANCE				
BRDG/RDWY/CONTRACT MAINT / MANAGED BY FDOT									
D - UNRESTRICTED STATE PRIMARY	0	0	0	0	50,000	0	0	0	50,000
Item 233930 8	0	0	0	0	50,000	0	0	0	50,000
Totals:									
Project Total:	1,489,869	0	50,000	0	50,000	0	0	0	1,589,869

Fund	<2015	2015	2016	2017	2018	2019	>2019	All Years	
Item Number: 233932 1	Project Description: BROWARD COUNTY PAVEMENT STRIPING				*NON-SIS*				
District: 04	County: BROWARD				Type of Work: ROUTINE MAINTENANCE				
BRDG/RDWY/CONTRACT MAINT / MANAGED BY FDOT									
-TOTAL OUTSIDE YEARS	1,559,025	0	0	0	0	0	0	1,559,025	
Item 233932 1	1,559,025	0	0	0	0	0	0	1,559,025	
Totals:									
Item Number: 233932 2	Project Description: BROWARD COUNTY PAVEMENT STRIPING PRIMARY ROADS				*NON-SIS*				
District: 04	County: BROWARD				Type of Work: ROUTINE MAINTENANCE				
BRDG/RDWY/CONTRACT MAINT / MANAGED BY FDOT									
-TOTAL OUTSIDE YEARS	1,265,660	0	0	0	0	0	0	1,265,660	
Item 233932 2	1,265,660	0	0	0	0	0	0	1,265,660	
Totals:									
Item Number: 233932 4	Project Description: BROWARD COUNTY PAVEMENT STRIPING PRIMARY ROADS				*NON-SIS*				
District: 04	County: BROWARD				Type of Work: ROUTINE MAINTENANCE				
BRDG/RDWY/CONTRACT MAINT / MANAGED BY FDOT									
-TOTAL OUTSIDE YEARS	1,000,000	0	0	0	0	0	0	1,000,000	
Item 233932 4	1,000,000	0	0	0	0	0	0	1,000,000	
Totals:									
Item Number: 233932 7	Project Description: BROWARD COUNTY PAVEMENT STRIPING PRIMARY ROADS				*NON-SIS*				
District: 04	County: BROWARD				Type of Work: ROUTINE MAINTENANCE				
BRDG/RDWY/CONTRACT MAINT / MANAGED BY FDOT									
-TOTAL OUTSIDE YEARS	200,000	0	0	0	0	0	0	200,000	
Item 233932 7	200,000	0	0	0	0	0	0	200,000	
Totals:									
Item Number: 233932 8	Project Description: BROWARD COUNTY PAVEMENT STRIPING PRIMARY ROADS				*NON-SIS*				

District: 04		County: BROWARD		Type of Work: ROUTINE MAINTENANCE				
BRDG/RDWY/CONTRACT MAINT / MANAGED BY FDOT								
D - UNRESTRICTED STATE PRIMARY	0	200,000	200,000	0	0	0	0	400,000
Item 233932 8	0	200,000	200,000	0	0	0	0	400,000
Totals:								
Item Number: 233932 9		Project Description: BROWARD COUNTY PAVEMENT STRIPING PRIMARY ROADS		*NON-SIS*				
District: 04		County: BROWARD		Type of Work: ROUTINE MAINTENANCE				
BRDG/RDWY/CONTRACT MAINT / MANAGED BY FDOT								
D - UNRESTRICTED STATE PRIMARY	0	0	0	200,000	200,000	0	0	400,000
Item 233932 9	0	0	0	200,000	200,000	0	0	400,000
Totals:								
Project Total:	4,024,685	200,000	200,000	200,000	200,000	0	0	4,824,685

Fund	<2015	2015	2016	2017	2018	2019	>2019	All Years
Item Number: 233933 1		Project Description: BROWARD COUNTY MOWING		*NON-SIS*				
District: 04		County: BROWARD		Type of Work: ROUTINE MAINTENANCE				
BRDG/RDWY/CONTRACT MAINT / MANAGED BY FDOT								
-TOTAL OUTSIDE YEARS	1,153,828	0	0	0	0	0	0	1,153,828
Item 233933 1	1,153,828	0	0	0	0	0	0	1,153,828
Totals:								
Item Number: 233933 2		Project Description: BROWARD COUNTY MOWING		*NON-SIS*				
District: 04		County: BROWARD		Type of Work: ROUTINE MAINTENANCE				
BRDG/RDWY/CONTRACT MAINT / MANAGED BY FDOT								
-TOTAL OUTSIDE YEARS	790,126	0	0	0	0	0	0	790,126
Item 233933 2	790,126	0	0	0	0	0	0	790,126
Totals:								
Item Number: 233933 3		Project Description: BROWARD COUNTY MOWING PRIMARY		*NON-SIS*				
District: 04		County: BROWARD		Type of Work: ROUTINE MAINTENANCE				
BRDG/RDWY/CONTRACT MAINT / MANAGED BY FDOT								
-TOTAL OUTSIDE YEARS	1,395,939	0	0	0	0	0	0	1,395,939
Item 233933 3	1,395,939	0	0	0	0	0	0	1,395,939
Totals:								
Item Number: 233933 4		Project Description: BROWARD COUNTY MOWING PRIMARY		*NON-SIS*				
District: 04		County: BROWARD		Type of Work: ROUTINE MAINTENANCE				
BRDG/RDWY/CONTRACT MAINT / MANAGED BY FDOT								
-TOTAL OUTSIDE YEARS	969,117	0	0	0	0	0	0	969,117
Item 233933 4	969,117	0	0	0	0	0	0	969,117
Totals:								
Item Number: 233933 5		Project Description: BROWARD COUNTY MOWING PRIMARY		*NON-SIS*				
District: 04		County: BROWARD		Type of Work: ROUTINE MAINTENANCE				
Extra Description: MOWING, EDGING AND SWEEPING								
BRDG/RDWY/CONTRACT MAINT / MANAGED BY FDOT								
D - UNRESTRICTED STATE PRIMARY	0	375,000	375,000	375,000	0	0	0	1,125,000
Item 233933 5	0	375,000	375,000	375,000	0	0	0	1,125,000
Totals:								
Item Number: 233933 6		Project Description: BROWARD COUNTY MOWING PRIMARY		*NON-SIS*				
District: 04		County: BROWARD		Type of Work: ROUTINE MAINTENANCE				
BRDG/RDWY/CONTRACT MAINT / MANAGED BY FDOT								
D -	0	0	0	0	400,000	400,000	0	800,000

UNRESTRICTED STATE PRIMARY									
Item 233933 6	0	0	0	0	400,000	400,000	0	800,000	
Totals:									
Project Total:	4,309,010	375,000	375,000	375,000	400,000	400,000	0	6,234,010	

Fund	<2015	2015	2016	2017	2018	2019	>2019	All Years
Item Number: 233935 1 District: 04	Project Description: BROWARD COUNTY INSTALL HANDRAILS County: BROWARD				*NON-SIS* Type of Work: ROUTINE MAINTENANCE			
BRDG/RDWY/CONTRACT MAINT / MANAGED BY FDOT								
-TOTAL OUTSIDE YEARS	162,223	0	0	0	0	0	0	162,223
Item 233935 1	162,223	0	0	0	0	0	0	162,223
Totals:								
Item Number: 233935 2 District: 04	Project Description: BROWARD COUNTY INSTALL HANDRAILS County: BROWARD				*NON-SIS* Type of Work: ROUTINE MAINTENANCE			
BRDG/RDWY/CONTRACT MAINT / MANAGED BY FDOT								
-TOTAL OUTSIDE YEARS	92,134	0	0	0	0	0	0	92,134
Item 233935 2	92,134	0	0	0	0	0	0	92,134
Totals:								
Item Number: 233935 3 District: 04	Project Description: BROWARD COUNTY INSTALL HANDRAILS County: BROWARD				*NON-SIS* Type of Work: ROUTINE MAINTENANCE			
BRDG/RDWY/CONTRACT MAINT / MANAGED BY FDOT								
-TOTAL OUTSIDE YEARS	277,385	0	0	0	0	0	0	277,385
Item 233935 3	277,385	0	0	0	0	0	0	277,385
Totals:								
Item Number: 233935 4 District: 04	Project Description: BROWARD COUNTY INSTALL HANDRAILS County: BROWARD				*NON-SIS* Type of Work: ROUTINE MAINTENANCE			
BRDG/RDWY/CONTRACT MAINT / MANAGED BY FDOT								
-TOTAL OUTSIDE YEARS	320,435	0	0	0	0	0	0	320,435
Item 233935 4	320,435	0	0	0	0	0	0	320,435
Totals:								
Item Number: 233935 5 District: 04	Project Description: BROWARD COUNTY INSTALL HANDRAILS County: BROWARD				*NON-SIS* Type of Work: ROUTINE MAINTENANCE			
BRDG/RDWY/CONTRACT MAINT / MANAGED BY FDOT								
-TOTAL OUTSIDE YEARS	120,000	0	0	0	0	0	0	120,000
Item 233935 5	120,000	0	0	0	0	0	0	120,000
Totals:								
Item Number: 233935 6 District: 04	Project Description: BROWARD COUNTY INSTALL HANDRAILS County: BROWARD				*NON-SIS* Type of Work: ROUTINE MAINTENANCE			
BRDG/RDWY/CONTRACT MAINT / MANAGED BY FDOT								
D - UNRESTRICTED STATE PRIMARY	0	50,000	50,000	50,000	0	0	0	150,000
Item 233935 6	0	50,000	50,000	50,000	0	0	0	150,000
Totals:								
Item Number: 233935 7 District: 04	Project Description: BROWARD COUNTY INSTALL HANDRAILS County: BROWARD				*NON-SIS* Type of Work: ROUTINE MAINTENANCE			
BRDG/RDWY/CONTRACT MAINT / MANAGED BY FDOT								
D - UNRESTRICTED STATE PRIMARY	0	0	0	0	50,000	50,000	0	100,000
Item 233935 7	0	0	0	0	50,000	50,000	0	100,000
Totals:								
Project Total:	972,177	50,000	50,000	50,000	50,000	50,000	0	1,222,177

Fund	<2015	2015	2016	2017	2018	2019	>2019	All Years
Item Number: 234127 1 Project Description: BROWARD CO INTERSTATE SYS ROADWAY *SIS* District: 04 County: BROWARD Type of Work: ROUTINE MAINTENANCE								
BRDG/RDWY/CONTRACT MAINT / MANAGED BY FDOT								
D - UNRESTRICTED STATE PRIMARY	12,727,620	850,000	850,000	250,000	250,000	250,000	0	15,177,620
DIOH - STATE 100% - OVERHEAD	108,715	0	0	0	0	0	0	108,715
Item 234127 1 Totals:	12,836,335	850,000	850,000	250,000	250,000	250,000	0	15,286,335
Item Number: 234127 2 Project Description: BROWARD CO INTERSTATE SYS BRIDGES *SIS* District: 04 County: BROWARD Type of Work: ROUTINE MAINTENANCE Extra Description: PH 70 INCLUDES BRIDGE IN HOUSE INSPECTION.								
BRDG/RDWY/CONTRACT MAINT / MANAGED BY FDOT								
D - UNRESTRICTED STATE PRIMARY	8,261,964	930,000	930,000	100,000	100,000	100,000	0	10,421,964
Item 234127 2 Totals:	8,261,964	930,000	930,000	100,000	100,000	100,000	0	10,421,964
Project Total:	21,098,299	1,780,000	1,780,000	350,000	350,000	350,000	0	25,708,299

Fund	<2015	2015	2016	2017	2018	2019	>2019	All Years
Item Number: 234217 1 Project Description: BROWARD COUNTY INTERSTATE - MISC. CONCRETE WORK *SIS* District: 04 County: BROWARD Type of Work: ROUTINE MAINTENANCE								
BRDG/RDWY/CONTRACT MAINT / MANAGED BY FDOT								
-TOTAL OUTSIDE YEARS	418,858	0	0	0	0	0	0	418,858
Item 234217 1 Totals:	418,858	0	0	0	0	0	0	418,858
Item Number: 234217 2 Project Description: BROWARD COUNTY INTERSTATE - MISC. CONCRETE WORK *SIS* District: 04 County: BROWARD Type of Work: ROUTINE MAINTENANCE								
BRDG/RDWY/CONTRACT MAINT / MANAGED BY FDOT								
-TOTAL OUTSIDE YEARS	112,578	0	0	0	0	0	0	112,578
Item 234217 2 Totals:	112,578	0	0	0	0	0	0	112,578
Item Number: 234217 3 Project Description: BROWARD COUNTY INTERSTATE - MISC, CONCRETE WORK *SIS* District: 04 County: BROWARD Type of Work: ROUTINE MAINTENANCE								
BRDG/RDWY/CONTRACT MAINT / MANAGED BY FDOT								
-TOTAL OUTSIDE YEARS	21,274	0	0	0	0	0	0	21,274
Item 234217 3 Totals:	21,274	0	0	0	0	0	0	21,274
Item Number: 234217 4 Project Description: BROWARD CO INTERSTATE CONCRETE *SIS* District: 04 County: BROWARD Type of Work: ROUTINE MAINTENANCE								
BRDG/RDWY/CONTRACT MAINT / MANAGED BY FDOT								
-TOTAL OUTSIDE YEARS	97,900	0	0	0	0	0	0	97,900
Item 234217 4 Totals:	97,900	0	0	0	0	0	0	97,900
Item Number: 234217 5 Project Description: BROWARD COUNTY INTERSTATE CONCRETE WORK *SIS* District: 04 County: BROWARD Type of Work: ROUTINE MAINTENANCE								
BRDG/RDWY/CONTRACT MAINT / MANAGED BY FDOT								
-TOTAL OUTSIDE YEARS	105,000	0	0	0	0	0	0	105,000

Item 234217 5	105,000	0	0	0	0	0	0	105,000
Totals:								
Item Number: 234217 6	Project Description: BROWARD COUNTY INTERSTATE CONCRETE WORK					*SIS*		
District: 04	County: BROWARD					Type of Work: ROUTINE MAINTENANCE		
BRDG/RDWY/CONTRACT MAINT / MANAGED BY FDOT								
-TOTAL OUTSIDE YEARS	60,000	0	0	0	0	0	0	60,000
Item 234217 6	60,000	0	0	0	0	0	0	60,000
Totals:								
Item Number: 234217 7	Project Description: BROWARD COUNTY INTERSTATE CONCRETE WORK					*SIS*		
District: 04	County: BROWARD					Type of Work: ROUTINE MAINTENANCE		
BRDG/RDWY/CONTRACT MAINT / MANAGED BY FDOT								
D - UNRESTRICTED STATE PRIMARY	60,000	60,000	0	0	0	0	0	120,000
Item 234217 7	60,000	60,000	0	0	0	0	0	120,000
Totals:								
Project Total:	875,610	60,000	0	0	0	0	0	935,610

Fund	<2015	2015	2016	2017	2018	2019	>2019	All Years
Item Number: 403290 1	Project Description: BROWARD COUNTYWIDE GUARDRAIL REPAIR					*NON-SIS*		
District: 04	County: BROWARD					Type of Work: ROUTINE MAINTENANCE		
BRDG/RDWY/CONTRACT MAINT / MANAGED BY FDOT								
-TOTAL OUTSIDE YEARS	358,246	0	0	0	0	0	0	358,246
Item 403290 1	358,246	0	0	0	0	0	0	358,246
Totals:								
Item Number: 403290 2	Project Description: BROWARD COUNTYWIDE GUARDRAIL REPAIR					*NON-SIS*		
District: 04	County: BROWARD					Type of Work: ROUTINE MAINTENANCE		
BRDG/RDWY/CONTRACT MAINT / MANAGED BY FDOT								
-TOTAL OUTSIDE YEARS	286,165	0	0	0	0	0	0	286,165
Item 403290 2	286,165	0	0	0	0	0	0	286,165
Totals:								
Item Number: 403290 3	Project Description: BROWARD COUNTYWIDE GUARDRAIL REPAIR PRIMARY					*NON-SIS*		
District: 04	County: BROWARD					Type of Work: ROUTINE MAINTENANCE		
BRDG/RDWY/CONTRACT MAINT / MANAGED BY FDOT								
-TOTAL OUTSIDE YEARS	384,881	0	0	0	0	0	0	384,881
Item 403290 3	384,881	0	0	0	0	0	0	384,881
Totals:								
Item Number: 403290 4	Project Description: BROWARD COUNTY GUARDRAIL REPAIR PRIMARY					*NON-SIS*		
District: 04	County: BROWARD					Type of Work: ROUTINE MAINTENANCE		
BRDG/RDWY/CONTRACT MAINT / MANAGED BY FDOT								
-TOTAL OUTSIDE YEARS	275,762	0	0	0	0	0	0	275,762
Item 403290 4	275,762	0	0	0	0	0	0	275,762
Totals:								
Item Number: 403290 5	Project Description: BROWARD COUNTY GUARDRAIL REPAIR PRIMARY					*NON-SIS*		
District: 04	County: BROWARD					Type of Work: ROUTINE MAINTENANCE		
BRDG/RDWY/CONTRACT MAINT / MANAGED BY FDOT								
-TOTAL OUTSIDE YEARS	170,000	0	0	0	0	0	0	170,000
Item 403290 5	170,000	0	0	0	0	0	0	170,000
Totals:								
Item Number: 403290 6	Project Description: BROWARD COUNTY GUARDRAIL & ATTENUATOR REPAIR - PRIMARY					*NON-SIS*		
District: 04	County: BROWARD					Type of Work: ROUTINE		

BRDG/RDWY/CONTRACT MAINT / MANAGED BY FDOT								
D - UNRESTRICTED STATE PRIMARY	0	0	170,000	170,000	170,000	0	0	510,000
Item 403290 6	0	0	170,000	170,000	170,000	0	0	510,000
Totals:								
Item Number: 403290 7	Project Description: BROWARD COUNTY GUARDRAIL & ATTENUATOR REPAIR -					*NON-SIS*		
District: 04	County: BROWARD					Type of Work: ROUTINE MAINTENANCE		
BRDG/RDWY/CONTRACT MAINT / MANAGED BY FDOT								
D - UNRESTRICTED STATE PRIMARY	0	0	0	0	0	170,000	0	170,000
Item 403290 7	0	0	0	0	0	170,000	0	170,000
Totals:								
Project Total:	1,475,054	0	170,000	170,000	170,000	170,000	0	2,155,054

Fund	<2015	2015	2016	2017	2018	2019	>2019	All Years
Item Number: 403291 1	Project Description: BROWARD COUNTYWIDE GUARDRAIL REPAIR					*SIS*		
District: 04	County: BROWARD					Type of Work: ROUTINE MAINTENANCE		
BRDG/RDWY/CONTRACT MAINT / MANAGED BY FDOT								
-TOTAL OUTSIDE YEARS	466,482	0	0	0	0	0	0	466,482
Item 403291 1	466,482	0	0	0	0	0	0	466,482
Totals:								
Item Number: 403291 2	Project Description: BROWARD COUNTYWIDE GUARDRAIL REPAIR					*SIS*		
District: 04	County: BROWARD					Type of Work: ROUTINE MAINTENANCE		
BRDG/RDWY/CONTRACT MAINT / MANAGED BY FDOT								
-TOTAL OUTSIDE YEARS	472,443	0	0	0	0	0	0	472,443
Item 403291 2	472,443	0	0	0	0	0	0	472,443
Totals:								
Item Number: 403291 3	Project Description: BROWARD COUNTY GUARDRAIL REPAIR INTERSTATE					*SIS*		
District: 04	County: BROWARD					Type of Work: ROUTINE MAINTENANCE		
BRDG/RDWY/CONTRACT MAINT / MANAGED BY FDOT								
-TOTAL OUTSIDE YEARS	1,027,169	0	0	0	0	0	0	1,027,169
Item 403291 3	1,027,169	0	0	0	0	0	0	1,027,169
Totals:								
Item Number: 403291 4	Project Description: BROWARD COUNTY GUARDRAIL REPAIR INTERSTATE					*SIS*		
District: 04	County: BROWARD					Type of Work: ROUTINE MAINTENANCE		
BRDG/RDWY/CONTRACT MAINT / MANAGED BY FDOT								
-TOTAL OUTSIDE YEARS	451,824	0	0	0	0	0	0	451,824
Item 403291 4	451,824	0	0	0	0	0	0	451,824
Totals:								
Item Number: 403291 5	Project Description: BROWARD COUNTY GUARDRAIL & ATTENUATOR REPAIR -					*SIS*		
District: 04	County: BROWARD					Type of Work: ROUTINE MAINTENANCE		
BRDG/RDWY/CONTRACT MAINT / MANAGED BY FDOT								
-TOTAL OUTSIDE YEARS	600,000	0	0	0	0	0	0	600,000
Item 403291 5	600,000	0	0	0	0	0	0	600,000
Totals:								
Item Number: 403291 6	Project Description: BROWARD COUNTY GUARDRAIL & ATTENUATOR REPAIR -					*SIS*		
District: 04	County: BROWARD					Type of Work: ROUTINE MAINTENANCE		

Item Number: 403648 1	Project Description: BROWARD INTERSTATE HIGHWAY LIGHTING	*SIS*
District: 04	County: BROWARD	Type of Work: ROUTINE MAINTENANCE
BRDG/RDWY/CONTRACT MAINT / MANAGED BY FDOT		
-TOTAL OUTSIDE YEARS	1,212,861	0 0 0 0 0 0 1,212,861
Item 403648 1	1,212,861	0 0 0 0 0 0 1,212,861
Totals:		
Item Number: 403648 2	Project Description: BROWARD INTERSTATE HIGHWAY LIGHTING	*SIS*
District: 04	County: BROWARD	Type of Work: ROUTINE MAINTENANCE
BRDG/RDWY/CONTRACT MAINT / MANAGED BY FDOT		
-TOTAL OUTSIDE YEARS	241,882	0 0 0 0 0 0 241,882
Item 403648 2	241,882	0 0 0 0 0 0 241,882
Totals:		
Item Number: 403648 3	Project Description: BROWARD INTERSTATE HIGHWAY LIGHTING	*SIS*
District: 04	County: BROWARD	Type of Work: ROUTINE MAINTENANCE
BRDG/RDWY/CONTRACT MAINT / MANAGED BY FDOT		
-TOTAL OUTSIDE YEARS	738,669	0 0 0 0 0 0 738,669
Item 403648 3	738,669	0 0 0 0 0 0 738,669
Totals:		
Item Number: 403648 4	Project Description: BROWARD INTERSTATE HIGHWAY LIGHTING	*SIS*
District: 04	County: BROWARD	Type of Work: ROUTINE MAINTENANCE
BRDG/RDWY/CONTRACT MAINT / MANAGED BY FDOT		
-TOTAL OUTSIDE YEARS	229,950	0 0 0 0 0 0 229,950
Item 403648 4	229,950	0 0 0 0 0 0 229,950
Totals:		
Item Number: 403648 6	Project Description: BROWARD INTERSTATE HIGHWAY LIGHTING	*SIS*
District: 04	County: BROWARD	Type of Work: ROUTINE MAINTENANCE
BRDG/RDWY/CONTRACT MAINT / MANAGED BY FDOT		
-TOTAL OUTSIDE YEARS	648,650	0 0 0 0 0 0 648,650
Item 403648 6	648,650	0 0 0 0 0 0 648,650
Totals:		
Item Number: 403648 7	Project Description: BROWARD COUNTY INTERSTATE HIGHWAY LIGHTING	*SIS*
District: 04	County: BROWARD	Type of Work: ROUTINE MAINTENANCE
BRDG/RDWY/CONTRACT MAINT / MANAGED BY FDOT		
D - UNRESTRICTED STATE PRIMARY	0	300,000 0 0 0 0 0 300,000
Item 403648 7	0	300,000 0 0 0 0 0 300,000
Totals:		
Project Total:	3,072,012	300,000 0 0 0 0 0 3,372,012

Fund	<2015	2015	2016	2017	2018	2019	>2019	All Years
Item 405118 1	Project Description: BROWARD COUNTY JPA'S FOR MAINTENANCE LIGHTING						*NON-SIS*	
Number:	Description: MAINTENANCE						Type of Work: ROUTINE	
District: 04	County: BROWARD						Work: MAINTENANCE	
Extra Description: BROWARD COUNTY HWY LIGHTING MAINTENANCE & OPERATIONS STREET LIGHTING								
BRDG/RDWY/CONTRACT MAINT / MANAGED BY FDOT								
DDR -DISTRICT DEDICATED REVENUE	5,049,207	0	0	0	0	0	0	5,049,207
BRDG/RDWY/CONTRACT MAINT / MANAGED BY TOWN OF PEMBROKE PARK								
DDR -DISTRICT DEDICATED REVENUE	13,227,964	2,096,246	2,160,075	2,224,900	2,291,646	0	0	22,000,831
Item 405118 1	18,277,171	2,096,246	2,160,075	2,224,900	2,291,646	0	0	27,050,038

Totals:								
Project Total:	18,277,171	2,096,246	2,160,075	2,224,900	2,291,646	0	0	27,050,038

Fund	<2015	2015	2016	2017	2018	2019	>2019	All Years
Item Number: 406267 1 Project Description: BROWARD COUNTY HERBICIDES INTERSTATE HWY SYSTEM *SIS*								
District: 04 County: BROWARD Type of Work: ROUTINE MAINTENANCE								
BRDG/RDWY/CONTRACT MAINT / MANAGED BY FDOT								
-TOTAL OUTSIDE YEARS	81,605	0	0	0	0	0	0	81,605
Item 406267 1	81,605	0	0	0	0	0	0	81,605
Totals:								
Item Number: 406267 2 Project Description: BROWARD COUNTY HERBICIDES INTERSTATE HWY SYSTEM *SIS*								
District: 04 County: BROWARD Type of Work: ROUTINE MAINTENANCE								
BRDG/RDWY/CONTRACT MAINT / MANAGED BY FDOT								
-TOTAL OUTSIDE YEARS	38,900	0	0	0	0	0	0	38,900
Item 406267 2	38,900	0	0	0	0	0	0	38,900
Totals:								
Item Number: 406267 3 Project Description: BROWARD COUNTY HERBICIDES *SIS*								
District: 04 County: BROWARD Type of Work: ROUTINE MAINTENANCE								
BRDG/RDWY/CONTRACT MAINT / MANAGED BY FDOT								
-TOTAL OUTSIDE YEARS	68,150	0	0	0	0	0	0	68,150
Item 406267 3	68,150	0	0	0	0	0	0	68,150
Totals:								
Item Number: 406267 4 Project Description: BROWARD COUNTY HERBICIDES INTERSTATE *SIS*								
District: 04 County: BROWARD Type of Work: ROUTINE MAINTENANCE								
BRDG/RDWY/CONTRACT MAINT / MANAGED BY FDOT								
-TOTAL OUTSIDE YEARS	45,588	0	0	0	0	0	0	45,588
Item 406267 4	45,588	0	0	0	0	0	0	45,588
Totals:								
Item Number: 406267 5 Project Description: BROWARD COUNTY HERBICIDES INTERSTATE *SIS*								
District: 04 County: BROWARD Type of Work: ROUTINE MAINTENANCE								
BRDG/RDWY/CONTRACT MAINT / MANAGED BY FDOT								
-TOTAL OUTSIDE YEARS	120,000	0	0	0	0	0	0	120,000
Item 406267 5	120,000	0	0	0	0	0	0	120,000
Totals:								
Item Number: 406267 6 Project Description: BROWARD COUNTY HERBICIDES INTERSTATE *SIS*								
District: 04 County: BROWARD Type of Work: ROUTINE MAINTENANCE								
BRDG/RDWY/CONTRACT MAINT / MANAGED BY FDOT								
D - UNRESTRICTED STATE PRIMARY	50,000	50,000	50,000	0	0	0	0	150,000
Item 406267 6	50,000	50,000	50,000	0	0	0	0	150,000
Totals:								
Item Number: 406267 7 Project Description: BROWARD COUNTY HERBICIDES INTERSTATE *SIS*								
District: 04 County: BROWARD Type of Work: ROUTINE MAINTENANCE								
BRDG/RDWY/CONTRACT MAINT / MANAGED BY FDOT								
D - UNRESTRICTED STATE PRIMARY	0	0	0	50,000	50,000	50,000	0	150,000
Item 406267 7	0	0	0	50,000	50,000	50,000	0	150,000
Totals:								
Project Total:	404,243	50,000	50,000	50,000	50,000	50,000	0	654,243

Fund	<2015	2015	2016	2017	2018	2019	>2019	All Years
Item Number: 406546 1 Project Description: BROWARD COUNTY GRAFFITI REMOVAL INTERSTATE *SIS*								
District: 04 County: BROWARD Type of Work: ROUTINE MAINTENANCE								
BRDG/RDWY/CONTRACT MAINT / MANAGED BY FDOT								
-TOTAL OUTSIDE YEARS	55,346	0	0	0	0	0	0	55,346
Item 406546 1	55,346	0	0	0	0	0	0	55,346
Totals:								
Item Number: 406546 2 Project Description: BROWARD COUNTY GRAFFITI REMOVAL INTERSTATE *SIS*								
District: 04 County: BROWARD Type of Work: ROUTINE MAINTENANCE								
BRDG/RDWY/CONTRACT MAINT / MANAGED BY FDOT								
-TOTAL OUTSIDE YEARS	51,814	0	0	0	0	0	0	51,814
Item 406546 2	51,814	0	0	0	0	0	0	51,814
Totals:								
Item Number: 406546 3 Project Description: BROWARD COUNTY GRAFFITI REMOVAL INTERSTATE *SIS*								
District: 04 County: BROWARD Type of Work: ROUTINE MAINTENANCE								
BRDG/RDWY/CONTRACT MAINT / MANAGED BY FDOT								
-TOTAL OUTSIDE YEARS	23,572	0	0	0	0	0	0	23,572
Item 406546 3	23,572	0	0	0	0	0	0	23,572
Totals:								
Item Number: 406546 4 Project Description: BROWARD COUNTY GRAFFITI REMOVAL INTERSTATE *SIS*								
District: 04 County: BROWARD Type of Work: ROUTINE MAINTENANCE								
BRDG/RDWY/CONTRACT MAINT / MANAGED BY FDOT								
-TOTAL OUTSIDE YEARS	22,523	0	0	0	0	0	0	22,523
Item 406546 4	22,523	0	0	0	0	0	0	22,523
Totals:								
Item Number: 406546 5 Project Description: BROWARD COUNTY GRAFFITI REMOVAL INTERSTATE *SIS*								
District: 04 County: BROWARD Type of Work: ROUTINE MAINTENANCE								
BRDG/RDWY/CONTRACT MAINT / MANAGED BY FDOT								
-TOTAL OUTSIDE YEARS	25,000	0	0	0	0	0	0	25,000
Item 406546 5	25,000	0	0	0	0	0	0	25,000
Totals:								
Item Number: 406546 6 Project Description: BROWARD COUNTY GRAFFITI REMOVAL INTERSTATE *NON-SIS*								
District: 04 County: BROWARD Type of Work: ROUTINE MAINTENANCE								
BRDG/RDWY/CONTRACT MAINT / MANAGED BY FDOT								
D - UNRESTRICTED STATE PRIMARY	25,000	25,000	25,000	0	0	0	0	75,000
Item 406546 6	25,000	25,000	25,000	0	0	0	0	75,000
Totals:								
Item Number: 406546 7 Project Description: BROWARD COUNTY GRAFFITI REMOVAL INTERSTATE *NON-SIS*								
District: 04 County: BROWARD Type of Work: ROUTINE MAINTENANCE								
BRDG/RDWY/CONTRACT MAINT / MANAGED BY FDOT								
D - UNRESTRICTED STATE PRIMARY	0	0	0	25,000	25,000	25,000	0	75,000
Item 406546 7	0	0	0	25,000	25,000	25,000	0	75,000
Totals:								
Project Total:	203,255	25,000	25,000	25,000	25,000	25,000	0	328,255

Fund	<2015	2015	2016	2017	2018	2019	>2019	All Years
Item Number: 406547 1 Project Description: BROWARD COUNTY GRAFFITI REMOVAL PRIMARY *NON-SIS*								
District: 04 County: BROWARD Type of Work: ROUTINE MAINTENANCE								
BRDG/RDWY/CONTRACT MAINT / MANAGED BY FDOT								

-TOTAL OUTSIDE YEARS	14,115	0	0	0	0	0	0	14,115
Item 406547 1 Totals:	14,115	0	0	0	0	0	0	14,115
Item Number: 406547 2 District: 04	Project Description: BROWARD COUNTY GRAFFITI REMOVAL PRIMARY County: BROWARD			*NON-SIS* Type of Work: ROUTINE MAINTENANCE				
BRDG/RDWY/CONTRACT MAINT / MANAGED BY FDOT								
-TOTAL OUTSIDE YEARS	11,091	0	0	0	0	0	0	11,091
Item 406547 2 Totals:	11,091	0	0	0	0	0	0	11,091
Item Number: 406547 3 District: 04	Project Description: BROWARD COUNTY GRAFFITI REMOVAL PRIMARY County: BROWARD			*NON-SIS* Type of Work: ROUTINE MAINTENANCE				
BRDG/RDWY/CONTRACT MAINT / MANAGED BY FDOT								
-TOTAL OUTSIDE YEARS	6,987	0	0	0	0	0	0	6,987
Item 406547 3 Totals:	6,987	0	0	0	0	0	0	6,987
Item Number: 406547 4 District: 04	Project Description: BROWARD COUNTY GRAFFITI REMOVAL PRIMARY County: BROWARD			*NON-SIS* Type of Work: ROUTINE MAINTENANCE				
BRDG/RDWY/CONTRACT MAINT / MANAGED BY FDOT								
-TOTAL OUTSIDE YEARS	10,718	0	0	0	0	0	0	10,718
Item 406547 4 Totals:	10,718	0	0	0	0	0	0	10,718
Item Number: 406547 5 District: 04	Project Description: BROWARD COUNTY GRAFFITI REMOVAL PRIMARY County: BROWARD			*NON-SIS* Type of Work: ROUTINE MAINTENANCE				
BRDG/RDWY/CONTRACT MAINT / MANAGED BY FDOT								
-TOTAL OUTSIDE YEARS	15,000	0	0	0	0	0	0	15,000
Item 406547 5 Totals:	15,000	0	0	0	0	0	0	15,000
Item Number: 406547 6 District: 04	Project Description: BROWARD COUNTY GRAFFITI REMOVAL PRIMARY County: BROWARD			*NON-SIS* Type of Work: ROUTINE MAINTENANCE				
BRDG/RDWY/CONTRACT MAINT / MANAGED BY FDOT								
D - UNRESTRICTED STATE PRIMARY	15,000	15,000	15,000	0	0	0	0	45,000
Item 406547 6 Totals:	15,000	15,000	15,000	0	0	0	0	45,000
Item Number: 406547 7 District: 04	Project Description: BROWARD COUNTY GRAFFITI REMOVAL PRIMARY County: BROWARD			*NON-SIS* Type of Work: ROUTINE MAINTENANCE				
BRDG/RDWY/CONTRACT MAINT / MANAGED BY FDOT								
D - UNRESTRICTED STATE PRIMARY	0	0	0	20,000	20,000	20,000	0	60,000
Item 406547 7 Totals:	0	0	0	20,000	20,000	20,000	0	60,000
Project Total:	72,911	15,000	15,000	20,000	20,000	20,000	0	162,911

Fund	<2015	2015	2016	2017	2018	2019	>2019	All Years
Item Number: 406795 1 District: 04	Project Description: BROWARD CO ITS ITS MAINTENANCE County: BROWARD			*SIS* Type of Work: ITS FREEWAY MANAGEMENT				
BRDG/RDWY/CONTRACT MAINT / MANAGED BY FDOT								
-TOTAL OUTSIDE YEARS	2,269,793	0	0	0	0	0	0	2,269,793
Item 406795 1 Totals:	2,269,793	0	0	0	0	0	0	2,269,793

Item Number: 406795 2 District: 04	Project Description: BROWARD CO ITS ITS MAINTENANCE County: BROWARD	*SIS* Type of Work: ITS FREEWAY MANAGEMENT						
BRDG/RDWY/CONTRACT MAINT / MANAGED BY FDOT								
-TOTAL OUTSIDE YEARS	1,992,000	0	0	0	0	0	0	1,992,000
Item 406795 2 Totals:	1,992,000	0	0	0	0	0	0	1,992,000
Item Number: 406795 3 District: 04	Project Description: BROWARD CO ITS ITS MAINTENANCE County: BROWARD	*SIS* Type of Work: ITS FREEWAY MANAGEMENT						
BRDG/RDWY/CONTRACT MAINT / MANAGED BY FDOT								
-TOTAL OUTSIDE YEARS	3,067,000	0	0	0	0	0	0	3,067,000
Item 406795 3 Totals:	3,067,000	0	0	0	0	0	0	3,067,000
Item Number: 406795 4 District: 04	Project Description: BROWARD CO ITS ITS MAINTENANCE County: BROWARD	*SIS* Type of Work: ITS FREEWAY MANAGEMENT						
BRDG/RDWY/CONTRACT MAINT / MANAGED BY FDOT								
D - UNRESTRICTED STATE PRIMARY	1,400,000	1,500,000	1,500,000	1,800,000	1,800,000	0	0	8,000,000
Item 406795 4 Totals:	1,400,000	1,500,000	1,500,000	1,800,000	1,800,000	0	0	8,000,000
Item Number: 406795 5 District: 04	Project Description: BROWARD CO ITS ITS MAINTENANCE County: BROWARD	*SIS* Type of Work: ITS FREEWAY MANAGEMENT						
BRDG/RDWY/CONTRACT MAINT / MANAGED BY FDOT								
D - UNRESTRICTED STATE PRIMARY	0	0	0	0	0	1,800,000	7,200,000	9,000,000
Item 406795 5 Totals:	0	0	0	0	0	1,800,000	7,200,000	9,000,000
Project Total:	8,728,793	1,500,000	1,500,000	1,800,000	1,800,000	1,800,000	7,200,000	24,328,793

Fund	<2015	2015	2016	2017	2018	2019	>2019	All Years
Item Number: 406919 3 District: 04	Project Description: SFRC/R/R BRIDGE MAINTENANCE AGREEMENT FOR OLD BASCULE County: BROWARD						*NON-SIS* Type of Work: PERIODIC MAINTENANCE	
Extra Description: PERPETUAL MAINTENANCE AGREEMENT FOR THE OLD BASCULE BRIDGE AFTER MOVE TO CITY PARK - ONE TIME PAYMENT								
BRDG/RDWY/CONTRACT MAINT / MANAGED BY CITY OF FT LAUDERDALE								
DDR - DISTRICT DEDICATED REVENUE	0	0	100,000	0	0	0	0	100,000
Item 406919 3 Totals:	0	0	100,000	0	0	0	0	100,000
Project Total:	0	0	100,000	0	0	0	0	100,000

Fund	<2015	2015	2016	2017	2018	2019	>2019	All Years
Item Number: 407091 1 District: 04	Project Description: BROWARD COUNTY MOWING,LITTER REMOVAL ETC INTERSTATE County: BROWARD						*SIS* Type of Work: ROUTINE MAINTENANCE	
BRDG/RDWY/CONTRACT MAINT / MANAGED BY FDOT								
-TOTAL OUTSIDE YEARS	1,043,987	0	0	0	0	0	0	1,043,987
Item 407091 1 Totals:	1,043,987	0	0	0	0	0	0	1,043,987
Item Number: 407091 2 District: 04	Project Description: BROWARD COUNTY MOWING,LITTER REMOVAL INTERSTATE County: BROWARD						*SIS* Type of Work: ROUTINE MAINTENANCE	
BRDG/RDWY/CONTRACT MAINT / MANAGED BY FDOT								
-TOTAL OUTSIDE YEARS	1,230,081	0	0	0	0	0	0	1,230,081

YEARS									
Item 407091 2	1,230,081	0	0	0	0	0	0	0	1,230,081
Totals:									
Item Number: 407091 3	Project Description: BROWARD COUNTY MOWING,LITTER REMOVAL INTERSTATE					*SIS*			
District: 04	County: BROWARD					Type of Work: ROUTINE MAINTENANCE			
BRDG/RDWY/CONTRACT MAINT / MANAGED BY FDOT									
-TOTAL OUTSIDE YEARS	1,031,307	0	0	0	0	0	0	0	1,031,307
Item 407091 3	1,031,307	0	0	0	0	0	0	0	1,031,307
Totals:									
Item Number: 407091 4	Project Description: BROWARD COUNTY MOWING,LITTER REMOVAL,ETC INTERSTATE					*SIS*			
District: 04	County: BROWARD					Type of Work: ROUTINE MAINTENANCE			
BRDG/RDWY/CONTRACT MAINT / MANAGED BY FDOT									
-TOTAL OUTSIDE YEARS	1,375,167	0	0	0	0	0	0	0	1,375,167
Item 407091 4	1,375,167	0	0	0	0	0	0	0	1,375,167
Totals:									
Item Number: 407091 5	Project Description: BROWARD COUNTY MOWING,LITTER REMOVAL, ET INTERSTATE					*SIS*			
District: 04	County: BROWARD					Type of Work: ROUTINE MAINTENANCE			
BRDG/RDWY/CONTRACT MAINT / MANAGED BY FDOT									
D - UNRESTRICTED STATE PRIMARY	440,000	350,000	350,000	0	0	0	0	0	1,140,000
Item 407091 5	440,000	350,000	350,000	0	0	0	0	0	1,140,000
Totals:									
Project Total:	5,120,542	350,000	350,000	0	0	0	0	0	5,820,542

Fund	<2015	2015	2016	2017	2018	2019	>2019	All Years	
Item Number: 408562 2	Project Description: I-75/ASSET CONTRACT HURRICANE FRANCES					*SIS*			
District: 04	County: BROWARD					Type of Work: EMERGENCY OPERATIONS			
Roadway ID: 86000000	Beginning Section: .000			Project Length: .001			Lanes Existing/Improved/Added: 0/ 0/ 0		
BRDG/RDWY/CONTRACT MAINT / MANAGED BY FDOT									
-TOTAL OUTSIDE YEARS	21,223	0	0	0	0	0	0	21,223	
Item 408562 2	21,223	0	0	0	0	0	0	21,223	
Totals:									
Item Number: 408562 7	Project Description: ASSET MANAGEMENT CON I-75 CORR/MP00 DADE CO ALACHUA/MARION					*SIS*			
District: 04	County: BROWARD					Type of Work: ROUTINE MAINTENANCE			
BRDG/RDWY/CONTRACT MAINT / MANAGED BY FDOT									
-TOTAL OUTSIDE YEARS	20,862,376	0	0	0	0	0	0	20,862,376	
Item 408562 7	20,862,376	0	0	0	0	0	0	20,862,376	
Totals:									
Item Number: 408562 8	Project Description: ASSET MANAGEMENT CON I-75 CORR/MP00 DADE CO ALACHUA/MARION					*SIS*			
District: 04	County: BROWARD					Type of Work: ROUTINE MAINTENANCE			
BRDG/RDWY/CONTRACT MAINT / MANAGED BY FDOT									
D - UNRESTRICTED STATE PRIMARY	0	2,900,000	2,900,000	2,900,000	2,900,000	2,900,000	5,800,000	20,300,000	
Item 408562 8	0	2,900,000	2,900,000	2,900,000	2,900,000	2,900,000	5,800,000	20,300,000	
Totals:									
Project Total:	20,883,599	2,900,000	2,900,000	2,900,000	2,900,000	2,900,000	5,800,000	41,183,599	

Fund	<2015	2015	2016	2017	2018	2019	>2019	All Years
------	-------	------	------	------	------	------	-------	-----------

Item Number: 409822 1	Project Description: SR-824/PEMBROKE ROAD FROM US-441/SR-7 EAST TO I-95 CITY OF HOLLYWOOD	*NON-SIS*						
District: 04	County: BROWARD	Type of Work: ROUTINE MAINTENANCE						
Extra Description: REIMBURSEMENT FOR MAINTENANCE ON SR824 CITY OF HOLLYWOOD								
BRDG/RDWY/CONTRACT MAINT / MANAGED BY CITY OF HOLLYWOOD								
D - UNRESTRICTED STATE PRIMARY	65,012	5,000	5,000	5,000	5,000	5,000	0	90,012
Item 409822 1	65,012	5,000	5,000	5,000	5,000	5,000	0	90,012
Totals:								
Project Total:	65,012	5,000	5,000	5,000	5,000	5,000	0	90,012

Fund	<2015	2015	2016	2017	2018	2019	>2019	All Years
Item Number: 413083 1	Project Description: INTERSTATE RETRO-REFLECTIVE PAVEMENT MARKERS (RPM'S)		*SIS*					
District: 04	County: BROWARD		Type of Work: ROUTINE MAINTENANCE					
BRDG/RDWY/CONTRACT MAINT / MANAGED BY FDOT								
-TOTAL OUTSIDE YEARS	121,424	0	0	0	0	0	0	121,424
Item 413083 1	121,424	0	0	0	0	0	0	121,424
Totals:								
Item Number: 413083 2	Project Description: INTERSTATE RETRO-REFLECTIVE PAVEMENT MARKERS (RPM'S)		*SIS*					
District: 04	County: BROWARD		Type of Work: ROUTINE MAINTENANCE					
BRDG/RDWY/CONTRACT MAINT / MANAGED BY FDOT								
-TOTAL OUTSIDE YEARS	230,905	0	0	0	0	0	0	230,905
Item 413083 2	230,905	0	0	0	0	0	0	230,905
Totals:								
Item Number: 413083 3	Project Description: INTERSTATE RETRO-REFLECTIVE PAVEMENT MARKERS (RPM'S)		*SIS*					
District: 04	County: BROWARD		Type of Work: ROUTINE MAINTENANCE					
BRDG/RDWY/CONTRACT MAINT / MANAGED BY FDOT								
-TOTAL OUTSIDE YEARS	150,000	0	0	0	0	0	0	150,000
Item 413083 3	150,000	0	0	0	0	0	0	150,000
Totals:								
Item Number: 413083 4	Project Description: BROWARD COUNTY REFLECTIVE PAVEMENT MARKERS		*SIS*					
District: 04	County: BROWARD		Type of Work: ROUTINE MAINTENANCE					
BRDG/RDWY/CONTRACT MAINT / MANAGED BY FDOT								
-TOTAL OUTSIDE YEARS	150,000	0	0	0	0	0	0	150,000
Item 413083 4	150,000	0	0	0	0	0	0	150,000
Totals:								
Item Number: 413083 5	Project Description: BROWARD COUNTY REFLECTIVE PAVEMENT MARKERS		*SIS*					
District: 04	County: BROWARD		Type of Work: ROUTINE MAINTENANCE					
BRDG/RDWY/CONTRACT MAINT / MANAGED BY FDOT								
-TOTAL OUTSIDE YEARS	150,000	0	0	0	0	0	0	150,000
Item 413083 5	150,000	0	0	0	0	0	0	150,000
Totals:								
Item Number: 413083 6	Project Description: BROWARD COUNTY REFLECTIVE PAVEMENT MARKERS		*SIS*					
District: 04	County: BROWARD		Type of Work: ROUTINE MAINTENANCE					
BRDG/RDWY/CONTRACT MAINT / MANAGED BY FDOT								
D -	0	0	150,000	0	0	0	0	150,000

UNRESTRICTED STATE PRIMARY									
Item 413083 6	0	0	150,000	0	0	0	0	0	150,000
Totals:									
Project Total:	802,329	0	150,000	0	0	0	0	0	952,329

Fund	<2015	2015	2016	2017	2018	2019	>2019	All Years
Item Number: 413084 1 Project Description: PRIMARY RETRO-REFLECTIVE PAVEMENT MARKERS (RPM'S) *NON-SIS*								
District: 04 County: BROWARD Type of Work: ROUTINE MAINTENANCE								
BRDG/RDWY/CONTRACT MAINT / MANAGED BY FDOT								
-TOTAL OUTSIDE YEARS	282,548	0	0	0	0	0	0	282,548
Item 413084 1	282,548	0	0	0	0	0	0	282,548
Totals:								
Item Number: 413084 2 Project Description: PRIMARY RETRO-REFLECTIVE PAVEMENT MARKERS (RPM'S) *NON-SIS*								
District: 04 County: BROWARD Type of Work: ROUTINE MAINTENANCE								
BRDG/RDWY/CONTRACT MAINT / MANAGED BY FDOT								
-TOTAL OUTSIDE YEARS	378,914	0	0	0	0	0	0	378,914
Item 413084 2	378,914	0	0	0	0	0	0	378,914
Totals:								
Item Number: 413084 4 Project Description: PRIMARY RETRO-REFLECTIVE PAVEMENT MARKERS (RPM'S) *NON-SIS*								
District: 04 County: BROWARD Type of Work: ROUTINE MAINTENANCE								
BRDG/RDWY/CONTRACT MAINT / MANAGED BY FDOT								
-TOTAL OUTSIDE YEARS	374,001	0	0	0	0	0	0	374,001
Item 413084 4	374,001	0	0	0	0	0	0	374,001
Totals:								
Item Number: 413084 5 Project Description: BROWARD COUNTY REFLECTIVE PAVEMENT MARKERS PRIMARY *NON-SIS*								
District: 04 County: BROWARD Type of Work: ROUTINE MAINTENANCE								
BRDG/RDWY/CONTRACT MAINT / MANAGED BY FDOT								
-TOTAL OUTSIDE YEARS	150,000	0	0	0	0	0	0	150,000
Item 413084 5	150,000	0	0	0	0	0	0	150,000
Totals:								
Item Number: 413084 6 Project Description: BROWARD COUNTY REFLECTIVE PAVEMENT MARKERS PRIMARY *NON-SIS*								
District: 04 County: BROWARD Type of Work: ROUTINE MAINTENANCE								
BRDG/RDWY/CONTRACT MAINT / MANAGED BY FDOT								
-TOTAL OUTSIDE YEARS	200,000	0	0	0	0	0	0	200,000
Item 413084 6	200,000	0	0	0	0	0	0	200,000
Totals:								
Item Number: 413084 7 Project Description: BROWARD COUNTY REFLECTIVE PAVEMENT MARKERS PRIMARY *NON-SIS*								
District: 04 County: BROWARD Type of Work: ROUTINE MAINTENANCE								
BRDG/RDWY/CONTRACT MAINT / MANAGED BY FDOT								
D - UNRESTRICTED STATE PRIMARY	0	0	200,000	0	0	0	0	200,000
Item 413084 7	0	0	200,000	0	0	0	0	200,000
Totals:								
Item Number: 413084 8 Project Description: BROWARD COUNTY REFLECTIVE PAVEMENT MARKERS PRIMARY *NON-SIS*								
District: 04 County: BROWARD Type of Work: ROUTINE MAINTENANCE								
BRDG/RDWY/CONTRACT MAINT / MANAGED BY FDOT								
D - UNRESTRICTED STATE PRIMARY	0	0	0	0	200,000	0	0	200,000
Item 413084 8	0	0	0	0	200,000	0	0	200,000
Totals:								
Project Total:	1,385,463	0	200,000	0	200,000	0	0	1,785,463

Fund	<2015	2015	2016	2017	2018	2019	>2019	All Years
Item Number: 417536 8 District: 04	Project Description: POMPANO OFFICE MINOR RENOVATIONS REPAIRS AND IMPROVEMENTS - STW		County: BROWARD		*NON-SIS*		Type of Work: FIXED CAPITAL OUTLAY	
BRDG/RDWY/CONTRACT MAINT / MANAGED BY FDOT								
D - UNRESTRICTED STATE PRIMARY	0	202,798	0	0	0	0	0	202,798
Item 417536 8 Totals:	0	202,798	0	0	0	0	0	202,798
Project Total:	0	202,798	0	0	0	0	0	202,798

Fund	<2015	2015	2016	2017	2018	2019	>2019	All Years
Item Number: 420321 1 District: 04	Project Description: BROWARD YWMP MAINT PROG CONTRACT W/FEYTCI FLA EDUCATION YOUTH TRN C		County: BROWARD		*NON-SIS*		Type of Work: ROUTINE MAINTENANCE	
BRDG/RDWY/CONTRACT MAINT / MANAGED BY FDOT								
-TOTAL OUTSIDE YEARS	1,286,311	0	0	0	0	0	0	1,286,311
Item 420321 1 Totals:	1,286,311	0	0	0	0	0	0	1,286,311

Item Number: 420321 2 District: 04	Project Description: BROWARD COUNTY YOUTH PROGRAM		County: BROWARD		*NON-SIS*		Type of Work: ROUTINE MAINTENANCE	
BRDG/RDWY/CONTRACT MAINT / MANAGED BY FDOT								
-TOTAL OUTSIDE YEARS	799,951	0	0	0	0	0	0	799,951
Item 420321 2 Totals:	799,951	0	0	0	0	0	0	799,951

Item Number: 420321 3 District: 04	Project Description: BROWARD COUNTY YOUTH PROGRAM		County: BROWARD		*NON-SIS*		Type of Work: ROUTINE MAINTENANCE	
BRDG/RDWY/CONTRACT MAINT / MANAGED BY FDOT								
D - UNRESTRICTED STATE PRIMARY	250,000	300,000	300,000	0	0	0	0	850,000
Item 420321 3 Totals:	250,000	300,000	300,000	0	0	0	0	850,000

Item Number: 420321 4 District: 04	Project Description: BROWARD COUNTY YOUTH PROGRAM		County: BROWARD		*NON-SIS*		Type of Work: ROUTINE MAINTENANCE	
BRDG/RDWY/CONTRACT MAINT / MANAGED BY FDOT								
D - UNRESTRICTED STATE PRIMARY	0	0	0	300,000	300,000	300,000	0	900,000
Item 420321 4 Totals:	0	0	0	300,000	300,000	300,000	0	900,000
Project Total:	2,336,262	300,000	300,000	300,000	300,000	300,000	0	3,836,262

Fund	<2015	2015	2016	2017	2018	2019	>2019	All Years
Item Number: 424266 1 District: 04	Project Description: BROWARD PRIMARY SHOULDER REPAIR/REDRESS		County: BROWARD		*NON-SIS*		Type of Work: ROUTINE MAINTENANCE	
BRDG/RDWY/CONTRACT MAINT / MANAGED BY FDOT								
-TOTAL OUTSIDE YEARS	117,400	0	0	0	0	0	0	117,400
Item 424266 1 Totals:	117,400	0	0	0	0	0	0	117,400

Item Number: 424266 2	Project Description: BROWARD COUNTY SHOULDER REPAIR/REDRESS PRIMARY	*NON-SIS*
District: 04	County: BROWARD	Type of Work: ROUTINE MAINTENANCE
BRDG/RDWY/CONTRACT MAINT / MANAGED BY FDOT		
-TOTAL OUTSIDE YEARS	149,997	0
Item 424266 2	149,997	0
Totals:		
Item Number: 424266 3	Project Description: BROWARD COUNTY SHOULDER REPAIR/REDRESS PRIMARY	*NON-SIS*
District: 04	County: BROWARD	Type of Work: ROUTINE MAINTENANCE
BRDG/RDWY/CONTRACT MAINT / MANAGED BY FDOT		
-TOTAL OUTSIDE YEARS	150,000	0
Item 424266 3	150,000	0
Totals:		
Item Number: 424266 4	Project Description: BROWARD COUNTY SHOULDER REPAIR/REDRESS PRIMARY	*NON-SIS*
District: 04	County: BROWARD	Type of Work: ROUTINE MAINTENANCE
BRDG/RDWY/CONTRACT MAINT / MANAGED BY FDOT		
D - UNRESTRICTED STATE PRIMARY	0	100,000
Item 424266 4	0	100,000
Totals:		
Item Number: 424266 5	Project Description: BROWARD COUNTY SHOULDER REPAIR/REDRESS PRIMARY	*NON-SIS*
District: 04	County: BROWARD	Type of Work: ROUTINE MAINTENANCE
BRDG/RDWY/CONTRACT MAINT / MANAGED BY FDOT		
D - UNRESTRICTED STATE PRIMARY	0	0
Item 424266 5	0	0
Totals:		
Item Number: 424266 6	Project Description: BROWARD COUNTY SHOULDER REPAIR/REDRESS PRIMARY	*NON-SIS*
District: 04	County: BROWARD	Type of Work: ROUTINE MAINTENANCE
BRDG/RDWY/CONTRACT MAINT / MANAGED BY FDOT		
D - UNRESTRICTED STATE PRIMARY	0	0
Item 424266 6	0	0
Totals:		
Project Total:	417,397	100,000

Fund	<2015	2015	2016	2017	2018	2019	>2019	All Years
Item Number: 424295 1	Project Description: PRIMARY TREE TRIMMING		*NON-SIS*					
District: 04	County: BROWARD		Type of Work: ROUTINE MAINTENANCE					
BRDG/RDWY/CONTRACT MAINT / MANAGED BY FDOT								
-TOTAL OUTSIDE YEARS	140,302	0	0	0	0	0	0	140,302
Item 424295 1	140,302	0	0	0	0	0	0	140,302
Totals:								
Item Number: 424295 2	Project Description: PRIMARY CLEARING & GRUBBING / TREE TRIMMING		*NON-SIS*					
District: 04	County: BROWARD		Type of Work: ROUTINE MAINTENANCE					
BRDG/RDWY/CONTRACT MAINT / MANAGED BY FDOT								
-TOTAL OUTSIDE YEARS	55,009	0	0	0	0	0	0	55,009
Item 424295 2	55,009	0	0	0	0	0	0	55,009
Totals:								
Item Number: 424295 3	Project Description: PRIMARY CLEARING & GRUBBING / TREE TRIMMING		*NON-SIS*					
District: 04	County: BROWARD		Type of Work: ROUTINE MAINTENANCE					
BRDG/RDWY/CONTRACT MAINT / MANAGED BY FDOT								

-TOTAL OUTSIDE YEARS	200,000	0	0	0	0	0	0	200,000
Item 424295 3	200,000	0	0	0	0	0	0	200,000
Totals:								
Item Number: 424295 4	Project: BROWARD CO PRIMARY CLEARING & GRUBBING / TREE							*NON-SIS*
District: 04	Description: TRIMMING							Type of Work: ROUTINE MAINTENANCE
	County: BROWARD							
BRDG/RDWY/CONTRACT MAINT / MANAGED BY FDOT								
D - UNRESTRICTED STATE PRIMARY	250,000	150,000	150,000	0	0	0	0	550,000
Item 424295 4	250,000	150,000	150,000	0	0	0	0	550,000
Totals:								
Item Number: 424295 5	Project: BROWARD CO PRIMARY CLEARING & GRUBBING / TREE							*NON-SIS*
District: 04	Description: TRIMMING							Type of Work: ROUTINE MAINTENANCE
	County: BROWARD							
BRDG/RDWY/CONTRACT MAINT / MANAGED BY FDOT								
D - UNRESTRICTED STATE PRIMARY	0	0	0	150,000	150,000	150,000	0	450,000
Item 424295 5	0	0	0	150,000	150,000	150,000	0	450,000
Totals:								
Project Total:	645,311	150,000	150,000	150,000	150,000	150,000	0	1,395,311

Fund	<2015	2015	2016	2017	2018	2019	>2019	All Years
Item Number: 428073 1	Project: BROWARD COUNTY PRESSURE CLEANING AND COATING - PRIMARY							*NON-SIS*
District: 04	Description: ROADS							Type of Work: ROUTINE MAINTENANCE
	County: BROWARD							
BRDG/RDWY/CONTRACT MAINT / MANAGED BY FDOT								
-TOTAL OUTSIDE YEARS	49,735	0	0	0	0	0	0	49,735
Item 428073 1	49,735	0	0	0	0	0	0	49,735
Totals:								
Item Number: 428073 2	Project: BROWARD COUNTY PRESSURE CLEANING AND COATING - PRIMARY							*NON-SIS*
District: 04	Description: ROADS							Type of Work: ROUTINE MAINTENANCE
	County: BROWARD							
BRDG/RDWY/CONTRACT MAINT / MANAGED BY FDOT								
D - UNRESTRICTED STATE PRIMARY	50,000	50,000	50,000	0	0	0	0	150,000
Item 428073 2	50,000	50,000	50,000	0	0	0	0	150,000
Totals:								
Item Number: 428073 3	Project: BROWARD COUNTY PRESSURE CLEANING AND COATING - PRIMARY							*NON-SIS*
District: 04	Description: ROADS							Type of Work: ROUTINE MAINTENANCE
	County: BROWARD							
BRDG/RDWY/CONTRACT MAINT / MANAGED BY FDOT								
D - UNRESTRICTED STATE PRIMARY	0	0	0	50,000	50,000	50,000	0	150,000
Item 428073 3	0	0	0	50,000	50,000	50,000	0	150,000
Totals:								
Project Total:	99,735	50,000	50,000	50,000	50,000	50,000	0	349,735

Fund	<2015	2015	2016	2017	2018	2019	>2019	All Years
Item Number: 428170 1	Project Description: BROWARD COUNTY PAVEMENT STRIPING INTERSTATE							*SIS*
District: 04	County: BROWARD							Type of Work: ROUTINE MAINTENANCE

BRDG/RDWY/CONTRACT MAINT / MANAGED BY FDOT								
-TOTAL OUTSIDE YEARS	50,000	0	0	0	0	0	0	50,000
Item 428170 1	50,000	0	0	0	0	0	0	50,000
Totals:								
Item Number: 428170 2	Project Description: BROWARD COUNTY PAVEMENT STRIPING INTERSTATE					*SIS*		
District: 04	County: BROWARD					Type of Work: ROUTINE MAINTENANCE		
BRDG/RDWY/CONTRACT MAINT / MANAGED BY FDOT								
-TOTAL OUTSIDE YEARS	100,000	0	0	0	0	0	0	100,000
Item 428170 2	100,000	0	0	0	0	0	0	100,000
Totals:								
Item Number: 428170 3	Project Description: BROWARD COUNTY PAVEMENT STRIPING INTERSTATE					*SIS*		
District: 04	County: BROWARD					Type of Work: ROUTINE MAINTENANCE		
BRDG/RDWY/CONTRACT MAINT / MANAGED BY FDOT								
-TOTAL OUTSIDE YEARS	50,000	0	0	0	0	0	0	50,000
Item 428170 3	50,000	0	0	0	0	0	0	50,000
Totals:								
Item Number: 428170 4	Project Description: BROWARD COUNTY PAVEMENT STRIPING INTERSTATE					*SIS*		
District: 04	County: BROWARD					Type of Work: ROUTINE MAINTENANCE		
BRDG/RDWY/CONTRACT MAINT / MANAGED BY FDOT								
D - UNRESTRICTED STATE PRIMARY	0	50,000	50,000	0	0	0	0	100,000
Item 428170 4	0	50,000	50,000	0	0	0	0	100,000
Totals:								
Item Number: 428170 5	Project Description: BROWARD COUNTY PAVEMENT STRIPING INTERSTATE					*NON-SIS*		
District: 04	County: BROWARD					Type of Work: ROUTINE MAINTENANCE		
BRDG/RDWY/CONTRACT MAINT / MANAGED BY FDOT								
D - UNRESTRICTED STATE PRIMARY	0	0	0	50,000	50,000	0	0	100,000
Item 428170 5	0	0	0	50,000	50,000	0	0	100,000
Totals:								
Project Total:	200,000	50,000	50,000	50,000	50,000	0	0	400,000

Fund	<2015	2015	2016	2017	2018	2019	>2019	All Years
Item 428333 1	Project Description: BROWARD COUNTY STORMWATER FACILITY CORRECTIVE ACTIONS					*NON-SIS*		
Number: 04	County: BROWARD					Type of Work: ROUTINE MAINTENANCE		
BRDG/RDWY/CONTRACT MAINT / MANAGED BY FDOT								
-TOTAL OUTSIDE YEARS	209,177	0	0	0	0	0	0	209,177
Item 428333 1	209,177	0	0	0	0	0	0	209,177
Totals:								
Item Number: 428333 2	Project Description: BROWARD NPDES CORRECTIVE ACTIONS					*NON-SIS*		
District: 04	County: BROWARD					Type of Work: ROUTINE MAINTENANCE		
Extra Description: STORM WATER FACILITIES EXFILTRATION								
BRDG/RDWY/CONTRACT MAINT / MANAGED BY FDOT								
D - UNRESTRICTED STATE PRIMARY	0	130,000	130,000	0	0	0	0	260,000
Item 428333 2	0	130,000	130,000	0	0	0	0	260,000
Totals:								
Item Number: 428333 3	Project Description: BROWARD NPDES CORRECTIVE ACTIONS					*NON-SIS*		
District: 04	County: BROWARD					Type of Work: ROUTINE MAINTENANCE		
BRDG/RDWY/CONTRACT MAINT / MANAGED BY FDOT								

D - UNRESTRICTED STATE PRIMARY	0	0	0	130,000	130,000	130,000	0	390,000
Item 428333 3	0	0	0	130,000	130,000	130,000	0	390,000
Totals:								
Project Total:	209,177	130,000	130,000	130,000	130,000	130,000	0	859,177

Fund	<2015	2015	2016	2017	2018	2019	>2019	All Years
Item Number: 429281 1 Project Description: BROWARD COUNTY PRIMARY SOD FURNISHING & INSTALLATION *NON-SIS*								
District: 04 County: BROWARD Type of Work: ROUTINE MAINTENANCE								
BRDG/RDWY/CONTRACT MAINT / MANAGED BY FDOT								
-TOTAL OUTSIDE YEARS	199,998	0	0	0	0	0	0	199,998
Item 429281 1	199,998	0	0	0	0	0	0	199,998
Totals:								
Item Number: 429281 2 Project Description: BROWARD COUNTY PRIMARY SOD FURNISHING & INSTALLATION *NON-SIS*								
District: 04 County: BROWARD Type of Work: ROUTINE MAINTENANCE								
BRDG/RDWY/CONTRACT MAINT / MANAGED BY FDOT								
D - UNRESTRICTED STATE PRIMARY	50,000	50,000	50,000	0	0	0	0	150,000
Item 429281 2	50,000	50,000	50,000	0	0	0	0	150,000
Totals:								
Item Number: 429281 3 Project Description: BROWARD COUNTY PRIMARY SOD FURNISHING & INSTALLATION *NON-SIS*								
District: 04 County: BROWARD Type of Work: ROUTINE MAINTENANCE								
BRDG/RDWY/CONTRACT MAINT / MANAGED BY FDOT								
D - UNRESTRICTED STATE PRIMARY	0	0	0	50,000	50,000	50,000	0	150,000
Item 429281 3	0	0	0	50,000	50,000	50,000	0	150,000
Totals:								
Project Total:	249,998	50,000	50,000	50,000	50,000	50,000	0	499,998

Fund	<2015	2015	2016	2017	2018	2019	>2019	All Years
Item Number: 429686 1 Project Description: BROWARD COUNTY ATMS MAINTENANCE *NON-SIS*								
District: 04 County: BROWARD Type of Work: OTHER ITS								
Extra Description: ATMS: ADVANCED TRAFFIC MANAGEMENT SYSTEM **SEE THE IC SCREEN FOR VARIOUS LOCATIONS**								
BRDG/RDWY/CONTRACT MAINT / MANAGED BY FDOT								
DDR -DISTRICT DEDICATED REVENUE	0	398,592	430,064	452,356	466,333	0	0	1,747,345
Item 429686 1	0	398,592	430,064	452,356	466,333	0	0	1,747,345
Totals:								
Item Number: 429686 2 Project Description: BROWARD COUNTY ATMS MAINTENANCE *NON-SIS*								
District: 04 County: BROWARD Type of Work: OTHER ITS								
BRDG/RDWY/CONTRACT MAINT / MANAGED BY FDOT								
D - UNRESTRICTED STATE PRIMARY	0	0	0	0	0	558,000	0	558,000
Item 429686 2	0	0	0	0	0	558,000	0	558,000
Totals:								
Project Total:	0	398,592	430,064	452,356	466,333	558,000	0	2,305,345

Fund	<2015	2015	2016	2017	2018	2019	>2019	All Years
Item Number: 429690 1 Project Description: ARTERIAL ROAD RANGER *NON-SIS*								
District: 04 County: BROWARD Type of Work: SERVICE PATROL/FHP								
Roadway ID: 86100000 Beginning Section: 10.284 Project Length: 3.016								

BRDG/RDWY/CONTRACT MAINT / MANAGED BY FDOT								
DDR -DISTRICT DEDICATED REVENUE	0	0	100,000	100,000	100,000	0	0	300,000
Item 429690 1	0	0	100,000	100,000	100,000	0	0	300,000
Totals:								
Project Total:	0	0	100,000	100,000	100,000	0	0	300,000

Fund	<2015	2015	2016	2017	2018	2019	>2019	All Years
Item Number: 429763 1 Project Description: BROWARD PRIMARY REMOVAL OF EXOTICS *NON-SIS* District: 04 County: BROWARD Type of Work: ROUTINE MAINTENANCE Extra Description: CLEARING & RESHAPING OF DETENTION/RETENTION								

BRDG/RDWY/CONTRACT MAINT / MANAGED BY FDOT								
D - UNRESTRICTED STATE PRIMARY	0	60,000	60,000	60,000	0	0	0	180,000
Item 429763 1	0	60,000	60,000	60,000	0	0	0	180,000
Totals:								

Item Number: 429763 2 Project Description: BROWARD PRIMARY REMOVAL OF EXOTICS *NON-SIS* District: 04 County: BROWARD Type of Work: ROUTINE MAINTENANCE Extra Description: CLEARING & RESHAPING OF DETENTION/RETENTION								
---	--	--	--	--	--	--	--	--

BRDG/RDWY/CONTRACT MAINT / MANAGED BY FDOT								
D - UNRESTRICTED STATE PRIMARY	0	0	0	0	60,000	60,000	0	120,000
Item 429763 2	0	0	0	0	60,000	60,000	0	120,000
Totals:								
Project Total:	0	60,000	60,000	60,000	60,000	60,000	0	300,000

Fund	<2015	2015	2016	2017	2018	2019	>2019	All Years
Item Number: 431921 3 Project Description: BROWARD OPERATIONS CENTER *NON-SIS* District: 04 County: BROWARD Type of Work: FIXED CAPITAL OUTLAY								

BRDG/RDWY/CONTRACT MAINT / MANAGED BY FDOT								
D - UNRESTRICTED STATE PRIMARY	0	32,000	0	0	0	0	0	32,000
Item 431921 3	0	32,000	0	0	0	0	0	32,000
Totals:								
Project Total:	0	32,000	0	0	0	0	0	32,000

Fund	<2015	2015	2016	2017	2018	2019	>2019	All Years
Item Number: 432564 2 Project Description: BROWARD MATERIALS LABORATORY *NON-SIS* District: 04 County: BROWARD Type of Work: FIXED CAPITAL OUTLAY								

BRDG/RDWY/CONTRACT MAINT / MANAGED BY FDOT								
D - UNRESTRICTED STATE PRIMARY	0	2,000	0	0	0	0	0	2,000
Item 432564 2	0	2,000	0	0	0	0	0	2,000
Totals:								
Project Total:	0	2,000	0	0	0	0	0	2,000

Fund	<2015	2015	2016	2017	2018	2019	>2019	All Years
Item Number: 432565 2 Project Description: D-4 DISTRICT HEADQUARTERS OFFICE *NON-SIS* District: 04 County: BROWARD Type of Work: FIXED CAPITAL OUTLAY								

BRDG/RDWY/CONTRACT MAINT / MANAGED BY FDOT								
--	--	--	--	--	--	--	--	--

D - UNRESTRICTED STATE PRIMARY	0	60,314	0	0	0	0	0	60,314
Item 432565 2	0	60,314	0	0	0	0	0	60,314
Totals:								
Project Total:	0	60,314	0	0	0	0	0	60,314

Fund	<2015	2015	2016	2017	2018	2019	>2019	All Years
Item Number: 432596 1 Project Description: BROWARD NPDES SWEEPING PRIMARY *NON-SIS* District: 04 County: BROWARD Type of Work: ROUTINE MAINTENANCE BRDG/RDWY/CONTRACT MAINT / MANAGED BY FDOT								
D - UNRESTRICTED STATE PRIMARY	0	20,000	20,000	20,000	0	0	0	60,000
Item 432596 1	0	20,000	20,000	20,000	0	0	0	60,000
Totals:								
Item Number: 432596 2 Project Description: BROWARD NPDES SWEEPING PRIMARY *NON-SIS* District: 04 County: BROWARD Type of Work: ROUTINE MAINTENANCE BRDG/RDWY/CONTRACT MAINT / MANAGED BY FDOT								
D - UNRESTRICTED STATE PRIMARY	0	0	0	0	200,000	200,000	0	400,000
Item 432596 2	0	0	0	0	200,000	200,000	0	400,000
Totals:								
Project Total:	0	20,000	20,000	20,000	200,000	200,000	0	460,000

Fund	<2015	2015	2016	2017	2018	2019	>2019	All Years
Item Number: 432662 1 Project Description: BROWARD NPDES SWEEPING PRIMARY *NON-SIS* District: 04 County: BROWARD Type of Work: ROUTINE MAINTENANCE BRDG/RDWY/CONTRACT MAINT / MANAGED BY FDOT								
D - UNRESTRICTED STATE PRIMARY	0	0	0	0	175,000	175,000	0	350,000
Item 432662 1	0	0	0	0	175,000	175,000	0	350,000
Totals:								
Project Total:	0	0	0	0	175,000	175,000	0	350,000

Fund	<2015	2015	2016	2017	2018	2019	>2019	All Years
Item Number: 432918 1 Project Description: INTERSTATE ASSET MANAGEMENT BROWARD COUNTY *SIS* District: 04 County: BROWARD Type of Work: ROUTINE MAINTENANCE Extra Description: 7YR CONTRACT								
Roadway ID: 86070000			Beginning Section: .000			Project Length: 25.300		
			Ending Section: 25.300			Lanes Existing/Improved/Added: 9/ 0/ 0		
BRDG/RDWY/CONTRACT MAINT / MANAGED BY FDOT								
D - UNRESTRICTED STATE PRIMARY	0	0	407,589	855,500	865,184	7,500,000	22,500,000	32,128,273
Item 432918 1	0	0	407,589	855,500	865,184	7,500,000	22,500,000	32,128,273
Totals:								
Project Total:	0	0	407,589	855,500	865,184	7,500,000	22,500,000	32,128,273

Fund	<2015	2015	2016	2017	2018	2019	>2019	All Years
Item Number: 434682 1 Project Description: BROWARD COUNTY PAVEMENT STRIPING PRIMARY ROADS *NON-SIS* District: 04 County: BROWARD Type of Work: ROUTINE MAINTENANCE BRDG/RDWY/CONTRACT MAINT / MANAGED BY FDOT								
D - UNRESTRICTED	0	0	0	0	0	200,000	0	200,000

STATE PRIMARY									
Item 434682 1	0	0	0	0	0	0	200,000	0	200,000
Totals:									
Project Total:	0	0	0	0	0	0	200,000	0	200,000

Fund	<2015	2015	2016	2017	2018	2019	>2019	All Years
Item Number: 435170 1 Project Description: I-595 EXPRESS ABANDON CAR REMOVAL *NON-SIS* District: 04 County: BROWARD Type of Work: ROUTINE MAINTENANCE								
BRDG/RDWWY/CONTRACT MAINT / MANAGED BY FDOT								
DDR -DISTRICT DEDICATED REVENUE	8,000	8,000	0	0	0	0	0	16,000
Item 435170 1	8,000	8,000	0	0	0	0	0	16,000
Totals:								
Project Total:	8,000	8,000	0	0	0	0	0	16,000

Fund	<2015	2015	2016	2017	2018	2019	>2019	All Years
FLP: AVIATION								
Item Number: 407704 1 Project Description: FORT LAUDERDALE - HOLLYWOOD INTERNATIONAL RUNWAY 9R/27L EXTENSION *SIS* District: 04 County: BROWARD Type of Work: AVIATION CAPACITY PROJECT Extra Description: RUNWAY EXTENSION RUNWAY 9R/27L EXTENSION DESIGN & CONST 2012 FUNDS \$7,564,328 FROM BOX 236157-1 \$2,735,672 FROM BOX 236079-1								
PRELIMINARY ENGINEERING / MANAGED BY FDOT								
DDR -DISTRICT DEDICATED REVENUE	130,266	0	0	0	0	0	0	130,266
DIH -STATE IN-HOUSE PRODUCT SUPPORT	92,146	0	0	0	0	0	0	92,146
DS -STATE PRIMARY HIGHWAYS & PTO	45,588	0	0	0	0	0	0	45,588
CAPITAL / RESPONSIBLE AGENCY NOT AVAILABLE								
DDR -DISTRICT DEDICATED REVENUE	2,786,185	4,781,555	0	0	6,062,820	0	0	13,630,560
DIS -STRATEGIC INTERMODAL SYSTEM	3,385,500	0	10,387,445	10,387,445	0	0	0	24,160,390
DPTO -STATE - PTO	44,934,195	4,076,768	9,750,000	6,622,593	0	0	0	65,383,556
DS -STATE PRIMARY HIGHWAYS & PTO	12,048,608	0	0	0	0	0	0	12,048,608
FAA -FEDERAL AVIATION ADMIN	250,000,000	0	0	0	0	0	0	250,000,000
GMR -GROWTH MANAGEMENT FOR SIS	6,725,000	7,000,000	0	0	0	0	0	13,725,000
LF -LOCAL FUNDS	65,097,487	15,858,323	20,137,445	17,010,038	0	0	0	118,103,293
Item 407704 1	385,244,975	31,716,646	40,274,890	34,020,076	6,062,820	0	0	497,319,407
Totals:								
Project Total:	385,244,975	31,716,646	40,274,890	34,020,076	6,062,820	0	0	497,319,407

Fund	<2015	2015	2016	2017	2018	2019	>2019	All Years
Item Number: 418428 1 Project Description: FT LAUD AIRPORT DOUBLE DECK TERMINAL RDWY /TASK 3 EXIT *SIS* Description: RDWYS								

District: 04	County: BROWARD	Type of Work: AVIATION CAPACITY PROJECT
CAPITAL / RESPONSIBLE AGENCY NOT AVAILABLE		
-TOTAL OUTSIDE YEARS	199,884	0 0 0 0 0 0 199,884
Item 418428 1	199,884	0 0 0 0 0 0 199,884
Totals:		
Item Number: 418428 2	Project Description: FT LAUD AIRPORT DOUBLE DECK TERMINAL RDWY /TASK 3 EXIT RDWYS	*SIS*
District: 04	County: BROWARD	Type of Work: AVIATION CAPACITY PROJECT
Extra Description: LAP FOR S117 EARMARK AND SAFETEA-LU HPP 783 2005 EARMARK SECT 117 (\$496K)-BC BOARD OF CO. COMMISSIONERS SAFETEA-LU EARMARK HPP 0783 DESIGN & CONSTRUCT TERMINAL EXIT ROADS, TASK 3 EXIT RDWYS		
CAPITAL / RESPONSIBLE AGENCY NOT AVAILABLE		
HPP -HIGH PRIORITY PROJECTS	0	0 2,879,681 0 0 0 0 2,879,681
Item 418428 2	0	0 2,879,681 0 0 0 0 2,879,681
Totals:		
Project Total:	199,884	0 2,879,681 0 0 0 0 3,079,565

Fund	<2015	2015	2016	2017	2018	2019	>2019	All Years
Item Number: 423948 1	Project Description: FT.LAUDERDALE EXECUTIVE AIRPORT CONSTRUCT BYPASS TAXIWAYS		*NON-SIS*					
District: 04	County: BROWARD		Type of Work: AVIATION CAPACITY PROJECT					
CAPITAL / RESPONSIBLE AGENCY NOT AVAILABLE								
DPTO -STATE - PTO	0	0	0	0	885,000	0	0	885,000
LF -LOCAL FUNDS	0	0	0	0	221,250	0	0	221,250
Item 423948 1	0	0	0	0	1,106,250	0	0	1,106,250
Totals:								
Project Total:	0	0	0	0	1,106,250	0	0	1,106,250

Fund	<2015	2015	2016	2017	2018	2019	>2019	All Years
Item Number: 427873 1	Project Description: FT LAUD. EXEC. AIRPORT REHAB TAXIWAY "F" DESIGN		*NON-SIS*					
District: 04	County: BROWARD		Type of Work: AVIATION PRESERVATION PROJECT					
CAPITAL / RESPONSIBLE AGENCY NOT AVAILABLE								
DPTO -STATE - PTO	0	17,500	0	0	0	0	0	17,500
FAA -FEDERAL AVIATION ADMIN	0	315,000	0	0	0	0	0	315,000
LF -LOCAL FUNDS	0	17,500	0	0	0	0	0	17,500
Item 427873 1	0	350,000	0	0	0	0	0	350,000
Totals:								
Project Total:	0	350,000	0	0	0	0	0	350,000

Fund	<2015	2015	2016	2017	2018	2019	>2019	All Years
Item Number: 427880 1	Project Description: NORTH PERRY AIRPORT OVRLAY RUNWAY 10R-28L & REHAB RUNWAY LIGHTING		*NON-SIS*					
District: 04	County: BROWARD		Type of Work: AVIATION PRESERVATION PROJECT					
CAPITAL / RESPONSIBLE AGENCY NOT AVAILABLE								
DDR -DISTRICT DEDICATED REVENUE	0	0	0	0	0	200,000	0	200,000
FAA -FEDERAL AVIATION ADMIN	0	0	0	0	0	3,600,000	0	3,600,000

LF -LOCAL FUNDS	0	0	0	0	0	200,000	0	200,000
Item 427880 1	0	0	0	0	0	4,000,000	0	4,000,000
Totals:								
Project Total:	0	0	0	0	0	4,000,000	0	4,000,000

Fund	<2015	2015	2016	2017	2018	2019	>2019	All Years
Item Number: 427881 1 Project Description: NORTH PERRY AIRPORT OVERLAY TAXIWAY M *NON-SIS* District: 04 County: BROWARD Type of Work: AVIATION PRESERVATION PROJECT								
CAPITAL / RESPONSIBLE AGENCY NOT AVAILABLE								
DDR -DISTRICT DEDICATED REVENUE	0	0	412,500	0	0	0	0	412,500
DPTO -STATE - PTO	0	0	264,780	0	0	0	0	264,780
LF -LOCAL FUNDS	0	0	169,320	0	0	0	0	169,320
Item 427881 1	0	0	846,600	0	0	0	0	846,600
Totals:								
Project Total:	0	0	846,600	0	0	0	0	846,600

Fund	<2015	2015	2016	2017	2018	2019	>2019	All Years
Item Number: 429711 1 Project Description: FT LAUD. EXEC. AIRPORT DESIGN EASTERN PERIMETER *NON-SIS* District: 04 County: BROWARD Type of Work: AVIATION PRESERVATION PROJECT								
CAPITAL / RESPONSIBLE AGENCY NOT AVAILABLE								
DDR -DISTRICT DEDICATED REVENUE	0	0	200,000	0	0	0	0	200,000
LF -LOCAL FUNDS	0	0	50,000	0	0	0	0	50,000
Item 429711 1	0	0	250,000	0	0	0	0	250,000
Totals:								
Project Total:	0	0	250,000	0	0	0	0	250,000

Fund	<2015	2015	2016	2017	2018	2019	>2019	All Years
Item Number: 431010 1 Project Description: FT. LAUD EXEC. AIRPORT REHAB AIRFIELD LIGHTING *NON-SIS* District: 04 County: BROWARD Type of Work: AVIATION PRESERVATION PROJECT								
CAPITAL / RESPONSIBLE AGENCY NOT AVAILABLE								
DPTO -STATE - PTO	0	464,000	0	0	0	0	0	464,000
LF -LOCAL FUNDS	0	116,000	0	0	0	0	0	116,000
Item 431010 1	0	580,000	0	0	0	0	0	580,000
Totals:								
Project Total:	0	580,000	0	0	0	0	0	580,000

Fund	<2015	2015	2016	2017	2018	2019	>2019	All Years
Item Number: 431012 1 Project Description: FT LAUD. EXEC. AIRPORT MASTER PLAN STUDY *NON-SIS* District: 04 County: BROWARD Type of Work: AVIATION CAPACITY PROJECT								
CAPITAL / RESPONSIBLE AGENCY NOT AVAILABLE								
DPTO -STATE - PTO	0	400,000	0	0	0	0	0	400,000
LF -LOCAL FUNDS	0	100,000	0	0	0	0	0	100,000
Item 431012 1	0	500,000	0	0	0	0	0	500,000
Totals:								
Project Total:	0	500,000	0	0	0	0	0	500,000

Fund	<2015	2015	2016	2017	2018	2019	>2019	All Years
------	-------	------	------	------	------	------	-------	-----------

Item Number: 431016 1	Project Description: FT LAUD. EXEC. AIRPORT CONSTRUCT REHAB TAXIWAY Description: FOXTROT - PH 1 County: BROWARD	*NON-SIS*	Type of Work: AVIATION PRESERVATION PROJECT					
CAPITAL / RESPONSIBLE AGENCY NOT AVAILABLE								
DPTO -STATE - PTO	0	0	135,000	0	0	0	0	135,000
FAA -FEDERAL AVIATION ADMIN	0	0	2,430,000	0	0	0	0	2,430,000
LF -LOCAL FUNDS	0	0	135,000	0	0	0	0	135,000
Item 431016 1 Totals:	0	0	2,700,000	0	0	0	0	2,700,000
Project Total:	0	0	2,700,000	0	0	0	0	2,700,000

Fund	<2015	2015	2016	2017	2018	2019	>2019	All Years
Item Number: 431018 1	Project Description: FT LAUD. EXEC. AIRPORT RUNWAY PAVEMENT MAINTENANCE Description: STUDY County: BROWARD		*NON-SIS*		Type of Work: AVIATION PRESERVATION PROJECT			
CAPITAL / RESPONSIBLE AGENCY NOT AVAILABLE								
DPTO -STATE - PTO	0	0	400,000	0	0	0	0	400,000
LF -LOCAL FUNDS	0	0	100,000	0	0	0	0	100,000
Item 431018 1 Totals:	0	0	500,000	0	0	0	0	500,000
Project Total:	0	0	500,000	0	0	0	0	500,000

Fund	<2015	2015	2016	2017	2018	2019	>2019	All Years
Item Number: 431023 1	Project Description: FT LAUD. EXEC. AIRPORT CONSTRUCT EASTERN PERIMETER Description: ROAD County: BROWARD		*NON-SIS*		Type of Work: AVIATION PRESERVATION PROJECT			
CAPITAL / RESPONSIBLE AGENCY NOT AVAILABLE								
DDR -DISTRICT DEDICATED REVENUE	0	0	0	1,200,000	0	0	0	1,200,000
LF -LOCAL FUNDS	0	0	0	300,000	0	0	0	300,000
Item 431023 1 Totals:	0	0	0	1,500,000	0	0	0	1,500,000
Project Total:	0	0	0	1,500,000	0	0	0	1,500,000

Fund	<2015	2015	2016	2017	2018	2019	>2019	All Years
Item Number: 431024 1	Project Description: FT LAUD. EXEC. AIRPORT CONSTR. REHAB TAXIWAY FOXTROT - Description: PHASE 2 County: BROWARD		*NON-SIS*		Type of Work: AVIATION PRESERVATION PROJECT			
CAPITAL / RESPONSIBLE AGENCY NOT AVAILABLE								
DPTO -STATE - PTO	0	0	0	135,000	0	0	0	135,000
FAA -FEDERAL AVIATION ADMIN	0	0	0	2,430,000	0	0	0	2,430,000
LF -LOCAL FUNDS	0	0	0	135,000	0	0	0	135,000
Item 431024 1 Totals:	0	0	0	2,700,000	0	0	0	2,700,000
Project Total:	0	0	0	2,700,000	0	0	0	2,700,000

Fund	<2015	2015	2016	2017	2018	2019	>2019	All Years
------	-------	------	------	------	------	------	-------	-----------

Item Number: 431027 1	Project Description: N. PERRY AIRPORT CONSTRUCT TAXIWAY "L"	*NON-SIS*						
District: 04	County: BROWARD	Type of Work: AVIATION PRESERVATION PROJECT						
CAPITAL / RESPONSIBLE AGENCY NOT AVAILABLE								
DPTO -STATE - PTO	0	0	0	50,001	400,000	0	0	450,001
DS -STATE PRIMARY HIGHWAYS & PTO	0	0	0	349,999	0	0	0	349,999
LF -LOCAL FUNDS	0	0	0	100,000	100,000	0	0	200,000
Item 431027 1 Totals:	0	0	0	500,000	500,000	0	0	1,000,000
Project Total:	0	0	0	500,000	500,000	0	0	1,000,000

Fund	<2015	2015	2016	2017	2018	2019	>2019	All Years
Item Number: 431033 1	Project Description: POMPANO AIRPARK RENOVATE ADMIN. BUILDING		*NON-SIS*					
District: 04	County: BROWARD		Type of Work: AVIATION REVENUE/OPERATIONAL					
CAPITAL / RESPONSIBLE AGENCY NOT AVAILABLE								
DDR -DISTRICT DEDICATED REVENUE	0	0	0	520,000	0	0	0	520,000
LF -LOCAL FUNDS	0	0	0	130,000	0	0	0	130,000
Item 431033 1 Totals:	0	0	0	650,000	0	0	0	650,000
Project Total:	0	0	0	650,000	0	0	0	650,000

Fund	<2015	2015	2016	2017	2018	2019	>2019	All Years
Item Number: 431516 1	Project Description: FT LAUD EXEC AIRPORT GOPHER TORTOISE RELOCATION		*NON-SIS*					
District: 04	County: BROWARD		Type of Work: AVIATION ENVIRONMENTAL PROJECT					
CAPITAL / RESPONSIBLE AGENCY NOT AVAILABLE								
DDR -DISTRICT DEDICATED REVENUE	0	0	0	400,000	0	0	0	400,000
LF -LOCAL FUNDS	0	0	0	100,000	0	0	0	100,000
Item 431516 1 Totals:	0	0	0	500,000	0	0	0	500,000
Project Total:	0	0	0	500,000	0	0	0	500,000

Fund	<2015	2015	2016	2017	2018	2019	>2019	All Years
Item Number: 433150 1	Project Description: POMPANO AIRPARK DESIGN RUNWAY 10-28 REHAB AND EXPANSION		*NON-SIS*					
District: 04	County: BROWARD		Type of Work: AVIATION CAPACITY PROJECT					
CAPITAL / RESPONSIBLE AGENCY NOT AVAILABLE								
DPTO -STATE - PTO	0	0	0	0	33,100	0	0	33,100
FAA -FEDERAL AVIATION ADMIN	0	0	0	0	595,800	0	0	595,800
LF -LOCAL FUNDS	0	0	0	0	33,100	0	0	33,100
Item 433150 1 Totals:	0	0	0	0	662,000	0	0	662,000
Project Total:	0	0	0	0	662,000	0	0	662,000

Fund	<2015	2015	2016	2017	2018	2019	>2019	All Years
Item Number: 433151 1	Project Description: POMPANO AIRPARK LANDSIDE/AIRSIDE ACCESS PARCEL		*NON-SIS*					

Number:	Description: "Y"							
District: 04	County: BROWARD		Type of Work:	AVIATION REVENUE/OPERATIONAL				
Extra Description: LANDSIDE/AIRSIDE ACCESS PARCEL "Y" FOR AVIATION DEVELOPMENT								
CAPITAL / RESPONSIBLE AGENCY NOT AVAILABLE								
DPTO -STATE - PTO	0	408,000	0	0	0	0	0	408,000
LF -LOCAL FUNDS	0	102,000	0	0	0	0	0	102,000
Item 433151 1	0	510,000	0	0	0	0	0	510,000
Totals:								
Project Total:	0	510,000	0	0	0	0	0	510,000

Fund	<2015	2015	2016	2017	2018	2019	>2019	All Years
Item 433322 1	Project FT.LAUD EXEC.AIRPORT RUNWAY 8/26 & 13/31 PAVEMENT		*NON-SIS*					
Number:	Description: REHABILITATION		Type of Work: AVIATION PRESERVATION PROJECT					
District: 04	County: BROWARD							
CAPITAL / RESPONSIBLE AGENCY NOT AVAILABLE								
DPTO -STATE - PTO	0	432,000	0	0	0	0	0	432,000
LF -LOCAL FUNDS	0	200,000	0	0	0	0	0	200,000
Item 433322 1	0	632,000	0	0	0	0	0	632,000
Totals:								
Project Total:	0	632,000	0	0	0	0	0	632,000

Fund	<2015	2015	2016	2017	2018	2019	>2019	All Years
Item 433323 1	Project FT.LAUD EXEC.AIRPORT DESIGN MID-FIELD T/W EXT. & RUN UP		*NON-SIS*					
Number:	Description: AREA		Type of Work: AVIATION CAPACITY PROJECT					
District: 04	County: BROWARD							
CAPITAL / RESPONSIBLE AGENCY NOT AVAILABLE								
DPTO -STATE - PTO	0	0	0	0	292,000	0	0	292,000
LF -LOCAL FUNDS	0	0	0	0	73,000	0	0	73,000
Item 433323 1	0	0	0	0	365,000	0	0	365,000
Totals:								
Project Total:	0	0	0	0	365,000	0	0	365,000

Fund	<2015	2015	2016	2017	2018	2019	>2019	All Years
Item Number: 433324 1	Project Description: FT.LAUD EXEC.AIRPORT ACQUIRE PROPERTY R/W 8/26 RPZ		*NON-SIS*					
District: 04	County: BROWARD		Type of Work: AVIATION CAPACITY PROJECT					
CAPITAL / RESPONSIBLE AGENCY NOT AVAILABLE								
DDR -DISTRICT DEDICATED REVENUE	0	0	0	0	0	344,120	0	344,120
DPTO -STATE - PTO	0	0	0	0	1,000,000	655,880	0	1,655,880
LF -LOCAL FUNDS	0	0	0	0	250,000	250,000	0	500,000
Item 433324 1	0	0	0	0	1,250,000	1,250,000	0	2,500,000
Totals:								
Project Total:	0	0	0	0	1,250,000	1,250,000	0	2,500,000

Fund	<2015	2015	2016	2017	2018	2019	>2019	All Years
Item Number: 433327 1	Project Description: FT.LAUD.EXEC AIRPORT DESIGN ACUTE ANGLE TAXIWAY K		*NON-SIS*					
District: 04	County: BROWARD		Type of Work: AVIATION CAPACITY PROJECT					
CAPITAL / RESPONSIBLE AGENCY NOT AVAILABLE								
DPTO -STATE -	0	0	0	0	10,000	0	0	10,000

PTO								
FAA -FEDERAL AVIATION ADMIN	0	0	0	0	180,000	0	0	180,000
LF -LOCAL FUNDS	0	0	0	0	10,000	0	0	10,000
Item 433327 1	0	0	0	0	200,000	0	0	200,000
Totals:								
Project Total:	0	0	0	0	200,000	0	0	200,000

Fund	<2015	2015	2016	2017	2018	2019	>2019	All Years
Item 433329 1 Number: District: 04	Project FT.LAUD EXEC.AIRPORT CONSTRUCT ANGLE TAXIWAYS NOVEMBER & *NON-SIS* Description: DECEMBER County: BROWARD Type of Work: AVIATION CAPACITY PROJECT							
CAPITAL / RESPONSIBLE AGENCY NOT AVAILABLE								
DPTO -STATE - PTO	0	0	0	0	134,750	0	0	134,750
FAA -FEDERAL AVIATION ADMIN	0	0	0	0	2,425,500	0	0	2,425,500
LF -LOCAL FUNDS	0	0	0	0	134,750	0	0	134,750
Item 433329 1	0	0	0	0	2,695,000	0	0	2,695,000
Totals:								
Project Total:	0	0	0	0	2,695,000	0	0	2,695,000

Fund	<2015	2015	2016	2017	2018	2019	>2019	All Years
Item 433476 1 Number: District: 04	Project POMPANO AIRPARK DESIGN/CONSTRUCTION OF TAXIWAY *NON-SIS* Description: D County: BROWARD Type of Work: AVIATION CAPACITY PROJECT							
CAPITAL / RESPONSIBLE AGENCY NOT AVAILABLE								
DPTO -STATE - PTO	174,080	156,672	0	0	0	0	0	330,752
FAA -FEDERAL AVIATION ADMIN	0	1,762,560	0	0	0	0	0	1,762,560
LF -LOCAL FUNDS	43,520	39,168	0	0	0	0	0	82,688
Item 433476 1	217,600	1,958,400	0	0	0	0	0	2,176,000
Totals:								
Project Total:	217,600	1,958,400	0	0	0	0	0	2,176,000

Fund	<2015	2015	2016	2017	2018	2019	>2019	All Years
Item 433478 1 Number: District: 04	Project FT LAUD EXEC.AIRPORT CONSTRUCT TAXIWAY ECHO *NON-SIS* Description: EXTENSION County: BROWARD Type of Work: AVIATION PRESERVATION PROJECT							
Extra Description: PHASE 1=2016 PHASE 2=2017								
CAPITAL / RESPONSIBLE AGENCY NOT AVAILABLE								
DDR -DISTRICT DEDICATED REVENUE	0	0	1,524,325	580,000	0	0	0	2,104,325
DPTO -STATE - PTO	0	0	55,675	0	0	0	0	55,675
LF -LOCAL FUNDS	0	0	395,000	145,000	0	0	0	540,000
Item 433478 1	0	0	1,975,000	725,000	0	0	0	2,700,000
Totals:								
Project Total:	0	0	1,975,000	725,000	0	0	0	2,700,000

Fund	<2015	2015	2016	2017	2018	2019	>2019	All Years
Item 434540 1 Number:	Project NORTH PERRY AIRPORT SECURITY ENHANCEMENTS FOR ACCESS *NON-SIS* Description: CONTROL							

District: 04	County: BROWARD	Type of Work: AVIATION SAFETY PROJECT						
CAPITAL / RESPONSIBLE AGENCY NOT AVAILABLE								
DDR -DISTRICT DEDICATED REVENUE	160,000	100,000	0	0	0	0	0	260,000
LF -LOCAL FUNDS	25,000	25,000	0	0	0	0	0	50,000
Item 434540 1	185,000	125,000	0	0	0	0	0	310,000
Totals:								
Project Total:	185,000	125,000	0	0	0	0	0	310,000

Fund	<2015	2015	2016	2017	2018	2019	>2019	All Years
Item 434598 1	Project FT.LAUDERDALE EXEC AIRPORT DESIGN TAXIWAY ECHO		*NON-SIS*					
Number:	Description: EXTEN		Type of Work: AVIATION CAPACITY PROJECT					
District: 04	County: BROWARD							
CAPITAL / RESPONSIBLE AGENCY NOT AVAILABLE								
DPTO -STATE - PTO	0	200,000	0	0	0	0	0	200,000
LF -LOCAL FUNDS	0	50,000	0	0	0	0	0	50,000
Item 434598 1	0	250,000	0	0	0	0	0	250,000
Totals:								
Project Total:	0	250,000	0	0	0	0	0	250,000

Fund	<2015	2015	2016	2017	2018	2019	>2019	All Years
Item 434599 1	Project FT.LAUDERDALE EXEX AIRPORT REHAB TAXIWAY E-		*NON-SIS*					
Number:	Description: PHASE 1		Type of Work: AVIATION PRESERVATION PROJECT					
District: 04	County: BROWARD							
CAPITAL / RESPONSIBLE AGENCY NOT AVAILABLE								
DPTO -STATE - PTO	0	139,500	0	0	0	0	0	139,500
FAA -FEDERAL AVIATION ADMIN	0	2,511,000	0	0	0	0	0	2,511,000
LF -LOCAL FUNDS	0	139,500	0	0	0	0	0	139,500
Item 434599 1	0	2,790,000	0	0	0	0	0	2,790,000
Totals:								
Project Total:	0	2,790,000	0	0	0	0	0	2,790,000

Fund	<2015	2015	2016	2017	2018	2019	>2019	All Years
Item 434601 1	Project POMPANO BCH AIRPARK ENVIRONMENTAL MANAGEMENT		*NON-SIS*					
Number:	Description: PLAN		Type of Work: AVIATION SAFETY PROJECT					
District: 04	County: BROWARD							
CAPITAL / RESPONSIBLE AGENCY NOT AVAILABLE								
DDR -DISTRICT DEDICATED REVENUE	0	0	129,370	0	0	0	0	129,370
LF -LOCAL FUNDS	0	0	32,343	0	0	0	0	32,343
Item 434601 1	0	0	161,713	0	0	0	0	161,713
Totals:								
Project Total:	0	0	161,713	0	0	0	0	161,713

Fund	<2015	2015	2016	2017	2018	2019	>2019	All Years
Item 434608 1	Project FT.LAUDERDAL EXEC AIRPORT, DESIGN ACUTE ANGLE		*NON-SIS*					
Number:	Description: TAXIWAYS		Type of Work: AVIATION PRESERVATION PROJECT					
District: 04	County: BROWARD							

Extra Description: DESIGN ACUTE ANGLE TAXIWAYS NOVEMBER & DELTA

CAPITAL / RESPONSIBLE AGENCY NOT AVAILABLE								
DDR -DISTRICT DEDICATED REVENUE	0	0	0	15,000	0	0	0	15,000
FAA -FEDERAL AVIATION ADMIN	0	0	0	270,000	0	0	0	270,000
LF -LOCAL FUNDS	0	0	0	15,000	0	0	0	15,000
Item 434608 1 Totals:	0	0	0	300,000	0	0	0	300,000
Project Total:	0	0	0	300,000	0	0	0	300,000

Fund	<2015	2015	2016	2017	2018	2019	>2019	All Years
Item 434627 1 Number: District: 04	Project FT.LAUDERDALE EXEC AIRPORT, CONSTRUCT ACUTE ANGLE TAXIWAY K Description: County: BROWARD					*NON-SIS* Type of Work: AVIATION PRESERVATION PROJECT		
CAPITAL / RESPONSIBLE AGENCY NOT AVAILABLE								
DPTO -STATE - PTO	0	0	0	0	0	67,500	0	67,500
FAA -FEDERAL AVIATION ADMIN	0	0	0	0	0	1,215,000	0	1,215,000
LF -LOCAL FUNDS	0	0	0	0	0	67,500	0	67,500
Item 434627 1 Totals:	0	0	0	0	0	1,350,000	0	1,350,000
Project Total:	0	0	0	0	0	1,350,000	0	1,350,000

Fund	<2015	2015	2016	2017	2018	2019	>2019	All Years
Item 434628 1 Number: District: 04	Project FT.LAUDERDALE EXEC AIRPORT, DESIGN WESTERN PERIMETER ROAD Description: County: BROWARD					*NON-SIS* Type of Work: AVIATION PRESERVATION PROJECT		
CAPITAL / RESPONSIBLE AGENCY NOT AVAILABLE								
DPTO -STATE - PTO	0	0	0	0	0	224,000	0	224,000
LF -LOCAL FUNDS	0	0	0	0	0	56,000	0	56,000
Item 434628 1 Totals:	0	0	0	0	0	280,000	0	280,000
Project Total:	0	0	0	0	0	280,000	0	280,000

Fund	<2015	2015	2016	2017	2018	2019	>2019	All Years
Item 434629 1 Number: District: 04	Project FT.LAUDERDALE EXE AIRPORT, CONSTRUCT MID FIELD T/W/ EXTN & RUN UP Description: County: BROWARD					*NON-SIS* Type of Work: AVIATION CAPACITY PROJECT		
Extra Description: CONSTRUCT MID-FIELD T/W/ EXTENSION & RUN UP AREA								
CAPITAL / RESPONSIBLE AGENCY NOT AVAILABLE								
DPTO -STATE - PTO	0	0	0	0	0	946,200	0	946,200
LF -LOCAL FUNDS	0	0	0	0	0	236,550	0	236,550
Item 434629 1 Totals:	0	0	0	0	0	1,182,750	0	1,182,750
Project Total:	0	0	0	0	0	1,182,750	0	1,182,750

Fund	<2015	2015	2016	2017	2018	2019	>2019	All Years
Item 434632 1 Number:	Project POMPANO BCH AIRPARK REHAB RUNWAY10-28 AND CONST 10-28 EXTENSION Description:					*NON-SIS*		

District: 04	County: BROWARD	Type of Work: AVIATION PRESERVATION PROJECT
Extra Description: REHABILITATE RUNWAY 10-28 & CONSTRUCT EXTENSION RUNWAY 10-28 EXTENSION		
CAPITAL / RESPONSIBLE AGENCY NOT AVAILABLE		
DPTO -STATE - PTO	0	243,520
FAA -FEDERAL AVIATION ADMIN	0	2,739,600
LF -LOCAL FUNDS	0	60,880
Item 434632 1	0	3,044,000
Totals:	0	3,044,000
Project Total:	0	3,044,000

Fund	<2015	2015	2016	2017	2018	2019	>2019	All Years	
Item 434639 1	Project Description: FT.LAUDERDAL/HOLLYWD INT'L AIRPORT, FLL MASTER PLAN & APL UPDATE						*SIS*		
Number:	District: 04						County: BROWARD		
Type of Work: AVIATION CAPACITY PROJECT									
CAPITAL / RESPONSIBLE AGENCY NOT AVAILABLE									
DPTO -STATE - PTO	0	0	0	0	0	1,000,000	0	1,000,000	
LF -LOCAL FUNDS	0	0	0	0	0	1,000,000	0	1,000,000	
Item 434639 1	0	0	0	0	0	2,000,000	0	2,000,000	
Totals:	0	0	0	0	0	2,000,000	0	2,000,000	
Project Total:	0	0	0	0	0	2,000,000	0	2,000,000	

Fund	<2015	2015	2016	2017	2018	2019	>2019	All Years	
Item 434640 1	Project Description: FT.LAUDERDAL/HOLLYWD INT'L AIRPORT ARFF TRUCK,210 REPLACEMENT						*SIS*		
Number:	District: 04						County: BROWARD		
Type of Work: AVIATION SAFETY PROJECT									
CAPITAL / RESPONSIBLE AGENCY NOT AVAILABLE									
DPTO -STATE - PTO	0	0	0	0	0	600,000	0	600,000	
LF -LOCAL FUNDS	0	0	0	0	0	600,000	0	600,000	
Item 434640 1	0	0	0	0	0	1,200,000	0	1,200,000	
Totals:	0	0	0	0	0	1,200,000	0	1,200,000	
Project Total:	0	0	0	0	0	1,200,000	0	1,200,000	

Fund	<2015	2015	2016	2017	2018	2019	>2019	All Years	
Item 434641 1	Project Description: FT.LAUDERDAL/HOLLYWD INT'L AIRPORT ARFF TRUCK 310 REPLACEMENT						*SIS*		
Number:	District: 04						County: BROWARD		
Type of Work: AVIATION SAFETY PROJECT									
CAPITAL / RESPONSIBLE AGENCY NOT AVAILABLE									
DPTO -STATE - PTO	0	0	0	0	0	750,000	0	750,000	
LF -LOCAL FUNDS	0	0	0	0	0	750,000	0	750,000	
Item 434641 1	0	0	0	0	0	1,500,000	0	1,500,000	
Totals:	0	0	0	0	0	1,500,000	0	1,500,000	
Project Total:	0	0	0	0	0	1,500,000	0	1,500,000	

Fund	<2015	2015	2016	2017	2018	2019	>2019	All Years	
Item 434642 1	Project Description: FT.LAUDERDAL/HOLLYWD INT'L AIRPORT, TAXIWAY B RECONST @ RUNWAY 9L						*SIS*		
Number:	District: 04						County: BROWARD		
Type of Work: AVIATION PRESERVATION PROJECT									

Extra Description: TAXIWAY B RECONSTRUCTION AT RUNWAY 9L APPROACH

CAPITAL / RESPONSIBLE AGENCY NOT AVAILABLE								
DPTO -STATE - PTO	0	0	0	0	0	3,750,000	0	3,750,000
FAA -FEDERAL AVIATION ADMIN	0	0	0	0	0	22,500,000	0	22,500,000
LF -LOCAL FUNDS	0	0	0	0	0	3,750,000	0	3,750,000
Item 434642 1	0	0	0	0	0	30,000,000	0	30,000,000
Totals:								
Project Total:	0	0	0	0	0	30,000,000	0	30,000,000

Fund	<2015	2015	2016	2017	2018	2019	>2019	All Years
Item 434643 1	Project FT.LAUDERDAL/HOLLYWD INT'L AIRPORT, FLL FAR PART 150					*SIS*		
Number:	Description: STUDY					Type of AVIATION ENVIRONMENTAL		
District: 04	County: BROWARD					Work: PROJECT		
CAPITAL / RESPONSIBLE AGENCY NOT AVAILABLE								
DPTO -STATE - PTO	0	0	0	0	0	750,000	0	750,000
LF -LOCAL FUNDS	0	0	0	0	0	750,000	0	750,000
Item 434643 1	0	0	0	0	0	1,500,000	0	1,500,000
Totals:								
Project Total:	0	0	0	0	0	1,500,000	0	1,500,000

Fund	<2015	2015	2016	2017	2018	2019	>2019	All Years
Item 434644 1	Project NORTH PERRY AIRPORT HWO MASTER PLAN AND APL					*NON-SIS*		
Number:	Description: UPDATES					Type of AVIATION CAPACITY		
District: 04	County: BROWARD					Work: PROJECT		
CAPITAL / RESPONSIBLE AGENCY NOT AVAILABLE								
DPTO -STATE - PTO	0	0	0	0	0	400,000	0	400,000
LF -LOCAL FUNDS	0	0	0	0	0	100,000	0	100,000
Item 434644 1	0	0	0	0	0	500,000	0	500,000
Totals:								
Project Total:	0	0	0	0	0	500,000	0	500,000

Fund	<2015	2015	2016	2017	2018	2019	>2019	All Years
Item 434832 1	Project FT.LAUD/HOLLYWOOD AIRPORT. AIRPORT ACCESS ROADWAY					*SIS*		
Number:	Description: SYSTEM					Type of AVIATION CAPACITY		
District: 04	County: BROWARD					Work: PROJECT		
Extra Description:	PROVIDING IMPROVED ACCESS TO THE AIRPORT, CIRCULATION AMONG THE 4 TERMINALS, RENTAL CAR CENTER, PARKING GARAGES AND EFFICIENT EGRESS TO THE INTERSTATE HIGHWAY SYSTEM.							
CAPITAL / RESPONSIBLE AGENCY NOT AVAILABLE								
DIS -STRATEGIC INTERMODAL SYSTEM	0	0	0	0	0	10,000,000	0	10,000,000
LF -LOCAL FUNDS	0	0	0	0	0	10,000,000	0	10,000,000
Item 434832 1	0	0	0	0	0	20,000,000	0	20,000,000
Totals:								
Project Total:	0	0	0	0	0	20,000,000	0	20,000,000

Fund	<2015	2015	2016	2017	2018	2019	>2019	All Years
FLP: RAIL								

Item Number: 406919 1	Project Description: SFRC R/R BRIDGE OVER S FORK NEW RIVER REPLACE EXISTING BRIDGE BR#869924							*SIS*
District: 04	County: BROWARD							Type of Work: RAIL PRESERVATION PROJECT
Extra Description:	SOUTH FLORIDA RAIL CORRIDOR EXECUTIVE BOARD APPROVED FUNDING THIS PROJECT IN 2012 FROM S/W BOX RAIL FUNDS, 7/07 CONST DEFERRED TO FY2013 LIMITS FROM: SX #1013.8 TO: SX #1014.3 PHASE 62 (SEQUENCE 40) - MATERIAL TESTING PHASE 62-03 DYNAMIC LOAD TEST ANALYSIS FOR TEST PILE PRG							
P D & E / MANAGED BY FDOT								
BRP -STATE BRIDGE REPLACEMENT	114,322	0	0	0	0	0	114,322	
DDR -DISTRICT DEDICATED REVENUE	9,446	0	0	0	0	0	9,446	
DIH -STATE IN-HOUSE PRODUCT SUPPORT	140,104	0	0	0	0	0	140,104	
DPTO -STATE - PTO	971,738	0	0	0	0	0	971,738	
PRELIMINARY ENGINEERING / MANAGED BY FDOT								
DDR -DISTRICT DEDICATED REVENUE	523,314	0	0	0	0	0	523,314	
DEM - ENVIRONMENTAL MITIGATION	140,906	0	0	0	0	0	140,906	
DIH -STATE IN-HOUSE PRODUCT SUPPORT	141,139	0	0	0	0	0	141,139	
DPTO -STATE - PTO	1,524,805	0	0	0	0	0	1,524,805	
DS -STATE PRIMARY HIGHWAYS & PTO	252,346	0	0	0	0	0	252,346	
RIGHT OF WAY / MANAGED BY FDOT								
DIH -STATE IN-HOUSE PRODUCT SUPPORT	1,030	0	0	0	0	0	1,030	
RAILROAD & UTILITES / MANAGED BY FDOT								
DPTO -STATE - PTO	936,474	0	0	0	0	0	936,474	
CONSTRUCTION / MANAGED BY FDOT								
BNBR - AMENDMENT 4 BONDS (BRIDGES)	5,289,907	0	0	0	0	0	5,289,907	
DDR -DISTRICT DEDICATED REVENUE	8,517,643	0	100,000	0	0	0	8,617,643	
DIH -STATE IN-HOUSE PRODUCT SUPPORT	45,108	0	0	0	0	0	45,108	
DPTO -STATE - PTO	2,879,506	0	0	0	0	0	2,879,506	
DS -STATE PRIMARY HIGHWAYS & PTO	9,324,578	0	0	0	0	0	9,324,578	
ENVIRONMENTAL / MANAGED BY FDOT								
DDR -DISTRICT DEDICATED REVENUE	32,543	0	0	0	0	0	32,543	
DEM - ENVIRONMENTAL MITIGATION	700,000	0	0	0	0	0	700,000	
DEM - ENVIRONMENTAL MITIGATION- WETLANDS	169,952	0	0	0	0	0	169,952	
DS -STATE	4,234	0	0	0	0	0	4,234	

PRIMARY HIGHWAYS & PTO									
Item 406919 1	31,719,095	0	100,000	0	0	0	0	0	31,819,095
Totals:									
Project Total:	31,719,095	0	100,000	0	0	0	0	0	31,819,095

Fund	<2015	2015	2016	2017	2018	2019	>2019	All Years
Item 419059 1 Number: District: 04	Project Description: SR-811/DIXIE HIGHWAY FROM HAMMONVILLE ROAD TO SW 4TH STREET County: BROWARD				*NON-SIS*		Type of Work: RAIL REVENUE/OPERATIONA IMPR	
Roadway ID: 86170000	Beginning Section: 8.971		Ending Section: 13.011		Project Length: 4.040		Lanes Existing/Improved/Added: 0/ 0/ 0	
RAILROAD & UTILITES / MANAGED BY FDOT								
-TOTAL OUTSIDE YEARS	259,275	0	0	0	0	0	0	259,275
Item 419059 1 Totals:	259,275	0	0	0	0	0	0	259,275
Project Total:	259,275	0	0	0	0	0	0	259,275

Fund	<2015	2015	2016	2017	2018	2019	>2019	All Years
Item 421390 1 Number: District: 04	Project Description: FT.LAUDERDALE DDA DOWNTOWN TRANSIT CIRCULATOR County: BROWARD				*NON-SIS*		Type of Work: RAIL REVENUE/OPERATIONA IMPR	
CAPITAL / RESPONSIBLE AGENCY NOT AVAILABLE								
-TOTAL OUTSIDE YEARS	970,000	0	0	0	0	0	0	970,000
Item 421390 1 Totals:	970,000	0	0	0	0	0	0	970,000
Item Number: 421390 5 District: 04	Project Description: SYSTEMWIDE CAPITAL IMPROVEMENTS FOR LOCOMOTIVES County: BROWARD				*NON-SIS*		Type of Work: RAIL CAPACITY PROJECT	
CAPITAL / RESPONSIBLE AGENCY NOT AVAILABLE								
SU -STP, URBAN AREAS > 200K	4,228,800	0	0	0	0	0	0	4,228,800
TRIP -TRANS REGIONAL INCENTIVE PROGM	4,183,832	44,968	0	0	0	0	0	4,228,800
Item 421390 5 Totals:	8,412,632	44,968	0	0	0	0	0	8,457,600
Project Total:	9,382,632	44,968	0	0	0	0	0	9,427,600

Fund	<2015	2015	2016	2017	2018	2019	>2019	All Years
FLP: SEAPORT								
Item 430596 1 Number: District: 04	Project Description: PORT EVERGLADES SOUTHPORT TURNING NOTCH EXPANSION County: BROWARD				*SIS*		Type of Work: SEAPORT CAPACITY PROJECT	
CAPITAL / RESPONSIBLE AGENCY NOT AVAILABLE								
DDR -DISTRICT DEDICATED REVENUE	678,447	0	0	0	0	0	0	678,447
DPTO -STATE - PTO	8,137,183	4,718,000	0	0	0	0	0	12,855,183
DS -STATE PRIMARY HIGHWAYS & PTO	3,402,291	0	0	0	0	0	0	3,402,291
GMR -GROWTH	0	10,000,000	0	9,000,000	0	0	0	19,000,000

MANAGEMENT FOR SIS								
LF -LOCAL FUNDS	16,108,488	7,218,000	0	9,000,000	0	0	0	32,326,488
POED -2012 SB1998-SEAPORT INVESTMENT	34,500,000	0	0	0	0	0	0	34,500,000
PORT -SEAPORTS	1,100,000	0	0	0	0	0	0	1,100,000
Item 430596 1 Totals:	63,926,409	21,936,000	0	18,000,000	0	0	0	103,862,409
Project Total:	63,926,409	21,936,000	0	18,000,000	0	0	0	103,862,409

Fund	<2015	2015	2016	2017	2018	2019	>2019	All Years
Item Number: 433300 1 Project Description: PORT EVERGLADES POST PANAMAX CRANE FOR ICTF *SIS* District: 04 County: BROWARD Type of Work: SEAPORT CAPACITY PROJECT Extra Description: NEW SIS PROJECT								
CAPITAL / RESPONSIBLE AGENCY NOT AVAILABLE								
DIS -STRATEGIC INTERMODAL SYSTEM	0	0	0	0	6,000,000	0	0	6,000,000
LF -LOCAL FUNDS	0	0	0	0	6,000,000	0	0	6,000,000
Item 433300 1 Totals:	0	0	0	0	12,000,000	0	0	12,000,000
Project Total:	0	0	0	0	12,000,000	0	0	12,000,000

Fund	<2015	2015	2016	2017	2018	2019	>2019	All Years
Item Number: 433414 1 Project Description: PORT EVERGLADES DREDGING AND WIDENING *SIS* District: 04 County: BROWARD Type of Work: SEAPORT CAPACITY PROJECT Extra Description: NEW POED ALLOCATION FOR FY 13/14 ACOE DEEPENING & WIDENING								
CAPITAL / RESPONSIBLE AGENCY NOT AVAILABLE								
DIS -STRATEGIC INTERMODAL SYSTEM	0	0	0	0	0	15,000,000	0	15,000,000
LF -LOCAL FUNDS	0	0	0	0	0	5,000,000	0	5,000,000
PORB -PORT FUNDS RETURNED FROM BONDS	76,723	0	0	0	0	0	0	76,723
PORT -SEAPORTS	500,000	0	0	0	0	0	0	500,000
Item 433414 1 Totals:	576,723	0	0	0	0	20,000,000	0	20,576,723
Project Total:	576,723	0	0	0	0	20,000,000	0	20,576,723

Fund	<2015	2015	2016	2017	2018	2019	>2019	All Years
Item Number: 435032 1 Project Description: PORT EVERGLADES SLIP 2 (WESTWARD) LENGTHENING *SIS* District: 04 County: BROWARD Type of Work: SEAPORT CAPACITY PROJECT CAPITAL / RESPONSIBLE AGENCY NOT AVAILABLE								
LF -LOCAL FUNDS	0	1,850,000	0	0	0	0	0	1,850,000
PORT -SEAPORTS	0	1,850,000	0	0	0	0	0	1,850,000
Item 435032 1 Totals:	0	3,700,000	0	0	0	0	0	3,700,000
Project Total:	0	3,700,000	0	0	0	0	0	3,700,000

Fund	<2015	2015	2016	2017	2018	2019	>2019	All Years
FLP: TRANSIT								
Item Number: 235020 1 Project Description: BROWARD CO. SEC 5307 FORMULA CAPITAL FUNDS *NON-SIS* District: 04 County: BROWARD Type of Work: CAPITAL FOR FIXED ROUTE								

Extra Description: FEDERAL CAPITAL ASSISTANCE FY06=22,669,509 FTA/62M LF EXECUTED GRANT 5/13/08 FL90X628 FY07=23,304,192 FTA/64M LF ECECUTED GRANT 8/11/08 FL90X660

OPERATIONS / MANAGED BY BROWARD COUNTY								
FTA -FEDERAL TRANSIT ADMINISTRATION	74,596,005	0	0	0	0	0	0	74,596,005
LF -LOCAL FUNDS	195,428,000	0	0	0	0	0	0	195,428,000
CAPITAL / MANAGED BY BROWARD COUNTY								
FTA -FEDERAL TRANSIT ADMINISTRATION	180,280,970	25,500,000	25,500,000	25,500,000	25,500,000	0	0	282,280,970
LF -LOCAL FUNDS	206,000,000	0	0	0	0	0	0	206,000,000
Item 235020 1 Totals:	656,304,975	25,500,000	25,500,000	25,500,000	25,500,000	0	0	758,304,975
Project Total:	656,304,975	25,500,000	25,500,000	25,500,000	25,500,000	0	0	758,304,975

Fund	<2015	2015	2016	2017	2018	2019	>2019	All Years
Item 407186 1 Number: District: 04	Project Description: BROWARD COUNTY BLOCK GRANT OPERATING ASSISTANCE County: BROWARD						*NON-SIS* Type of Work: OPERATING FOR FIXED ROUTE	
OPERATIONS / MANAGED BY BROWARD COUNTY								
-TOTAL OUTSIDE YEARS	171,845,440	0	0	0	0	0	0	171,845,440
Item 407186 1 Totals:	171,845,440	0	0	0	0	0	0	171,845,440
Item 407186 2 Number: District: 04	Project Description: BROWARD COUNTY BLOCK GRANT OPERATING ASSISTANCE County: BROWARD						*NON-SIS* Type of Work: OPERATING FOR FIXED ROUTE	
OPERATIONS / MANAGED BY BROWARD COUNTY								
DDR -DISTRICT DEDICATED REVENUE	0	7,543,258	8,937,341	0	1,234,235	9,473,934	0	27,188,768
DPTO -STATE - PTO	0	1,328,993	140,842	9,074,016	8,074,362	141,971	0	18,760,184
LF -LOCAL FUNDS	0	8,872,251	9,078,183	9,074,016	9,308,597	9,600,000	0	45,933,047
Item 407186 2 Totals:	0	17,744,502	18,156,366	18,148,032	18,617,194	19,215,905	0	91,881,999
Project Total:	171,845,440	17,744,502	18,156,366	18,148,032	18,617,194	19,215,905	0	263,727,439

Fund	<2015	2015	2016	2017	2018	2019	>2019	All Years
Item 413382 1 Number: District: 04	Project Description: DOWNTOWN FORT LAUDER DALE TRANSPORTATION MANAGEMENT ASSOCIATION County: BROWARD						*NON-SIS* Type of Work: COMMUTER TRANS. ASSISTANCE	
OPERATIONS / MANAGED BY BROWARD COUNTY								
-TOTAL OUTSIDE YEARS	530,611	0	0	0	0	0	0	530,611
Item 413382 1 Totals:	530,611	0	0	0	0	0	0	530,611
Item 413382 2 Number: District: 04	Project Description: DOWNTOWN FORT LAUDER DALE TRANSPORTATION MANAGEMENT ASSOCIATION County: BROWARD						*NON-SIS* Type of Work: COMMUTER TRANS. ASSISTANCE	
OPERATIONS / MANAGED BY CITY OF FORT LAUDERDALE								
DPTO -STATE - PTO	77,521	25,000	25,000	25,000	25,000	25,000	0	202,521
Item 413382 2 Totals:	77,521	25,000	25,000	25,000	25,000	25,000	0	202,521
Project Total:	608,132	25,000	25,000	25,000	25,000	25,000	0	733,132

Fund	<2015	2015	2016	2017	2018	2019	>2019	All Years
Item Number: 413729 1 Project Description: BROWARD COUNTY SECTION 5303 *NON-SIS* District: 04 County: BROWARD Type of Work: PTO STUDIES Extra Description: TRANSIT PLANNING STUDIES								
PLANNING / MANAGED BY BROWARD COUNTY								
DPTO -STATE - PTO	432,032	107,556	0	0	0	0	0	539,588
DS -STATE PRIMARY HIGHWAYS & PTO	393,202	0	0	0	0	0	0	393,202
DU -STATE PRIMARY/FEDERAL REIMB	6,645,448	800,453	0	0	0	0	0	7,445,901
LF -LOCAL FUNDS	814,526	77,624	0	0	0	0	0	892,150
Item 413729 1 Totals:	8,285,208	985,633	0	0	0	0	0	9,270,841
Item Number: 413729 2 Project Description: BROWARD MPO SECTION 5303 *NON-SIS* District: 04 County: BROWARD Type of Work: PTO STUDIES Extra Description: TRANSIT PLANNING STUDIES								
PLANNING / MANAGED BY BROWARD MPO								
DPTO -STATE - PTO	0	0	77,624	77,624	77,624	77,624	0	310,496
DU -STATE PRIMARY/FEDERAL REIMB	0	0	560,993	560,993	560,992	560,993	0	2,243,971
LF -LOCAL FUNDS	0	0	77,624	77,624	77,624	77,624	0	310,496
Item 413729 2 Totals:	0	0	716,241	716,241	716,240	716,241	0	2,864,963
Project Total:	8,285,208	985,633	716,241	716,241	716,240	716,241	0	12,135,804

Fund	<2015	2015	2016	2017	2018	2019	>2019	All Years
Item Number: 421390 2 Project Description: BROWARD COUNTY DOWNTOWN TRANSIT CIRCULATOR STREETScape *NON-SIS* District: 04 County: BROWARD Type of Work: PTO STUDIES CAPITAL / MANAGED BY BROWARD COUNTY								
-TOTAL OUTSIDE YEARS	2,916,690	0	0	0	0	0	0	2,916,690
Item 421390 2 Totals:	2,916,690	0	0	0	0	0	0	2,916,690
Item Number: 421390 3 Project Description: FORT LAUDERDALE SECTION 5309 DOWNTOWN TRANSIT CIRCULATOR *NON-SIS* District: 04 County: BROWARD Type of Work: TRANSIT IMPROVEMENT CAPITAL / MANAGED BY CITY OF FORT LAUDERDALE								
-TOTAL OUTSIDE YEARS	500,000	0	0	0	0	0	0	500,000
Item 421390 3 Totals:	500,000	0	0	0	0	0	0	500,000
Item Number: 421390 4 Project Description: DOWNTOWN FORT LAUDERDALE WAVE STREETCAR *NON-SIS* District: 04 County: BROWARD Type of Work: TRANSIT IMPROVEMENT Extra Description: 2013 MPO PRIORITY #3 WAVE PHASE IA 94-01: 18M TIGER IV GRANT; 94-04: 32.39M STATE CONTRIB. 94-05: 32.39M LOCAL MATCH (CITY/CITY ASSESSMENT/SFRTA)								
CAPITAL / MANAGED BY SOUTH FL REG TRANSPORT AUTH								
FTA -FEDERAL TRANSIT ADMINISTRATION	18,000,000	0	0	0	0	0	0	18,000,000
FTAT -FHWA TRANSFER TO FTA (NON-BUD)	411,200	0	0	0	0	0	0	411,200

LF -LOCAL FUNDS	24,460,000	7,934,400	0	0	0	0	0	32,394,400
NSTP -NEW STARTS TRANSIT PROGRAM	24,460,000	7,934,400	0	0	0	0	0	32,394,400
SU -STP, URBAN AREAS > 200K	411,200	0	0	0	0	0	0	411,200
Item 421390 4 Totals:	67,742,400	15,868,800	0	0	0	0	0	83,611,200
Item Number: 421390 6 Project Description: DOWNTOWN FORT LAUDERDALE WAVE STREETCAR *NON-SIS* District: 04 County: BROWARD Type of Work: TRANSIT IMPROVEMENT								
CAPITAL / MANAGED BY SOUTH FL REG TRANSPORT AUTH								
FTAT -FHWA TRANSFER TO FTA (NON-BUD)	1,700,000	0	1,800,000	0	0	0	0	3,500,000
SU -STP, URBAN AREAS > 200K	1,700,000	0	1,800,000	0	0	0	0	3,500,000
Item 421390 6 Totals:	3,400,000	0	3,600,000	0	0	0	0	7,000,000
Item Number: 435202 1 Project Description: WAVE STREETCAR FEDERAL SIB LOAN *NON-SIS* District: 04 County: BROWARD Type of Work: FIXED GUIDEWAY IMPROVEMENTS								
CONSTRUCTION / MANAGED BY SOUTH FL REG TRANSPORT AUTH								
SIB1 -STATE INFRASTRUCTURE BANK	0	20,590,000	0	0	0	0	0	20,590,000
Item 435202 1 Totals:	0	20,590,000	0	0	0	0	0	20,590,000
Project Total:	74,559,090	36,458,800	3,600,000	0	0	0	0	114,617,890

Fund	<2015	2015	2016	2017	2018	2019	>2019	All Years
Item 423976 1 Project I-595/SR-862/P3 BCT PURCHASE BUSES AND *SIS* Number: Description: OPERATIONS District: 04 County: BROWARD Type of Work: PURCHASE VEHICLES/EQUIPMENT								
Extra Description: PURCHASE BUSES FOR BCT FOR MANAGED LANES ON I-595								
Roadway ID: 86095000			Beginning Section: .000			Project Length: .001		
			Ending Section: .001			Lanes Existing/Improved/Added: 8/ 0/ 0		
OPERATIONS / MANAGED BY BROWARD COUNTY								
DI -ST. - S/W INTER/INTRASTATE HWY	1,540,000	0	0	2,363,569	2,434,476	2,507,510	0	8,845,555
DIS -STRATEGIC INTERMODAL SYSTEM	3,910,000	0	2,294,727	0	0	0	0	6,204,727
GMR -GROWTH MANAGEMENT FOR SIS	0	1,215,889	0	0	0	0	0	1,215,889
CAPITAL / MANAGED BY BROWARD COUNTY								
DPTO -STATE - PTO	13,800,000	0	0	0	0	0	0	13,800,000
Item 423976 1 Totals:	19,250,000	1,215,889	2,294,727	2,363,569	2,434,476	2,507,510	0	30,066,171
Project Total:	19,250,000	1,215,889	2,294,727	2,363,569	2,434,476	2,507,510	0	30,066,171

Fund	<2015	2015	2016	2017	2018	2019	>2019	All Years
Item Number: 424219 1 Project Description: I-95 EXPRESS/PHASE 1 BUS OPERATIONS & MAINT. *NON-SIS* District: 04 County: BROWARD Type of Work: URBAN CORRIDOR IMPROVEMENTS								
OPERATIONS / MANAGED BY BROWARD COUNTY								
-TOTAL OUTSIDE YEARS	4,713,662	0	0	0	0	0	0	4,713,662
Item 424219 1 Totals:	4,713,662	0	0	0	0	0	0	4,713,662

Item Number: 424219 2	Project Description: I-95 EXPRESS/PHASE 1 BUS OPERATIONS & MAINT.	*SIS*						
District: 04	County: BROWARD	Type of Work: URBAN CORRIDOR IMPROVEMENTS						
Extra Description: I-95 EXPRESS/PHASE 1 BUS OPERATIONS & MAINT.								
OPERATIONS / MANAGED BY BROWARD COUNTY								
TOBD -I-95 EXPRESS LANES	0	891,789	918,543	946,099	974,482	1,003,712	0	4,734,625
Item 424219 2	0	891,789	918,543	946,099	974,482	1,003,712	0	4,734,625
Totals:								
Item Number: 424219 3	Project Description: I-95 EXPRESS/PHASE 2 BUS OPERATIONS & MAINT.	*SIS*						
District: 04	County: BROWARD	Type of Work: URBAN CORRIDOR IMPROVEMENTS						
Extra Description: I-95 EXPRESS/PHASE 2 BUS OPERATIONS & MAINT.								
OPERATIONS / MANAGED BY BROWARD COUNTY								
TOBD -I-95 EXPRESS LANES	0	945,263	973,620	1,002,829	1,032,913	1,063,901	0	5,018,526
Item 424219 3	0	945,263	973,620	1,002,829	1,032,913	1,063,901	0	5,018,526
Totals:								
Project Total:	4,713,662	1,837,052	1,892,163	1,948,928	2,007,395	2,067,613	0	14,466,813

Fund	<2015	2015	2016	2017	2018	2019	>2019	All Years
Item Number: 428024 2	Project Description: SR-842/BROWARD BLVD FRM PINE ISLAND RD TO US1 SECTION		*NON-SIS*					
District: 04	County: BROWARD		Description: 5309 /BCT		Type of Work: PURCHASE VEHICLES/EQUIPMENT			
CAPITAL / MANAGED BY BROWARD COUNTY								
-TOTAL OUTSIDE YEARS	8,034,017	0	0	0	0	0	0	8,034,017
Item 428024 2	8,034,017	0	0	0	0	0	0	8,034,017
Totals:								
Project Total:	8,034,017	0	0	0	0	0	0	8,034,017

Fund	<2015	2015	2016	2017	2018	2019	>2019	All Years
Item Number: 430298 1	Project Description: SFRTA BROWARD COUNTY TRANSIT CORRIDOR		*NON-SIS*					
District: 04	County: BROWARD		Description: SHUTTLE		Type of Work: CAPITAL FOR FIXED ROUTE			
Extra Description: TSP EQUIPMENT FOR FEEDER BUSES								
CAPITAL / MANAGED BY SOUTH FL REG TRANSPORT AUTH								
DPTO -STATE - PTO	0	0	500,000	0	0	0	0	500,000
Item 430298 1	0	0	500,000	0	0	0	0	500,000
Totals:								
Project Total:	0	0	500,000	0	0	0	0	500,000

Fund	<2015	2015	2016	2017	2018	2019	>2019	All Years
Item Number: 430299 1	Project Description: SFRTA SERVICE DEVELOPMENT FOR BOYNTON BEACH		*NON-SIS*					
District: 04	County: BROWARD		Description: SHUTTLE		Type of Work: OPERATING FOR FIXED ROUTE			
OPERATIONS / MANAGED BY SOUTH FL REG TRANSPORT AUTH								
DPTO -STATE - PTO	0	228,043	209,900	0	0	0	0	437,943
LF -LOCAL FUNDS	0	228,043	209,900	0	0	0	0	437,943
Item 430299 1	0	456,086	419,800	0	0	0	0	875,886
Totals:								
Project Total:	0	456,086	419,800	0	0	0	0	875,886

Fund	<2015	2015	2016	2017	2018	2019	>2019	All Years
Item Number: 430763 4	Project Description: SR-93/I-75 FROM MIAMI-DADE/BROWARD CL TO I-595		*SIS*					

District: 04	County: BROWARD	Type of Work: PRELIM ENG FOR FUTURE CAPACITY
Extra Description: BUS RAPID TRANSIT		
Roadway ID: 86075000	Beginning Section: .000 Ending Section: 11.890	Project Length: 11.890 Lanes Existing/Improved/Added: 8/ 0/ 0
OPERATIONS / RESPONSIBLE AGENCY NOT AVAILABLE		
STED -2012 SB1998-STRATEGIC ECON COR	0 0 0 0	1,300,000 0 0 1,300,000
CAPITAL / RESPONSIBLE AGENCY NOT AVAILABLE		
ACNP -ADVANCE CONSTRUCTION NHPP	0 0 4,090,000 0	0 0 0 4,090,000
Item 430763 4	0 0 4,090,000 0	1,300,000 0 0 5,390,000
Totals:		
Project Total:	0 0 4,090,000 0	1,300,000 0 0 5,390,000

Fund	<2015	2015	2016	2017	2018	2019	>2019	All Years
Item 431760 1 Number: District: 04	Project Description: BCT/PALM TRAN INTERFACE W/ MDT/SFRTA EASY CARD County: BROWARD		*NON-SIS* Type of Work: PURCHASE VEHICLES/EQUIPMENT					
Extra Description: 2011 MPO PRIORITY #1								
CAPITAL / MANAGED BY BROWARD COUNTY								
FTAT -FHWA TRANSFER TO FTA (NON-BUD)	500,000	1,500,000	1,790,000	0	0	0	0	3,790,000
SU -STP, URBAN AREAS > 200K	500,000	1,500,000	1,790,000	0	0	0	0	3,790,000
Item 431760 1	1,000,000	3,000,000	3,580,000	0	0	0	0	7,580,000
Totals:								
Project Total:	1,000,000	3,000,000	3,580,000	0	0	0	0	7,580,000

Fund	<2015	2015	2016	2017	2018	2019	>2019	All Years
Item 432066 3 Number: District: 04	Project Description: SR-817/UNIVERSITY DR FR HALLANDALE BCH BLVD TO SR-834/SAMPLE County: BROWARD		*NON-SIS* Type of Work: PRELIMINARY ENGINEERING					
Roadway ID: 86220000	Beginning Section: .660 Ending Section: 21.003		Project Length: 20.343 Lanes Existing/Improved/Added: 3/ 3/ 0					
PRELIMINARY ENGINEERING / MANAGED BY FDOT								
SU -STP, URBAN AREAS > 200K	0	1,025,000	0	0	0	0	0	1,025,000
Item 432066 3	0	1,025,000	0	0	0	0	0	1,025,000
Totals:								
Project Total:	0	1,025,000	0	0	0	0	0	1,025,000

Fund	<2015	2015	2016	2017	2018	2019	>2019	All Years
Item Number: 432861 2 District: 04	Project Description: CITY OF POMPANO BCH. TRANSIT STUDY County: BROWARD		*NON-SIS* Type of Work: CORRIDOR/SUBAREA PLANNING					
PLANNING / MANAGED BY BROWARD MPO								
-TOTAL OUTSIDE YEARS	200,000	0	0	0	0	0	0	200,000
Item 432861 2	200,000	0	0	0	0	0	0	200,000
Totals:								
Project Total:	200,000	0	0	0	0	0	0	200,000

Fund	<2015	2015	2016	2017	2018	2019	>2019	All Years
Item 433426 1	Project Description: BROWARD COUNTY TRANSPORTATION SYSTEM PLAN		*NON-SIS*					

Number: District: 04	Description: PHASE 2 County: BROWARD	Type of Work: CORRIDOR/SUBAREA PLANNING						
Extra Description: BROWARD MPO MANAGED; 2013 MPO PRIORITY 4 THRU 9								
CAPITAL / MANAGED BY BROWARD MPO								
FTAT -FHWA TRANSFER TO FTA (NON-BUD)	0	0	1,500,000	0	0	0	0	1,500,000
SU -STP, URBAN AREAS > 200K	0	0	1,500,000	0	0	0	0	1,500,000
Item 433426 1 Totals:	0	0	3,000,000	0	0	0	0	3,000,000
Project Total:	0	0	3,000,000	0	0	0	0	3,000,000

Fund	<2015	2015	2016	2017	2018	2019	>2019	All Years
Item Number: 433427 1 District: 04	Project Description: CYPRESS CREEK MOBILITY HUB County: BROWARD		*NON-SIS*		Type of Work: TRANSIT IMPROVEMENT			
Extra Description: SFRTA MANAGED; 2013 MPO PRIORITY #12								
CAPITAL / MANAGED BY SOUTH FL REG TRANSPORT AUTH								
FTAT -FHWA TRANSFER TO FTA (NON-BUD)	800,000	0	0	0	7,000,000	0	0	7,800,000
SU -STP, URBAN AREAS > 200K	800,000	0	0	0	7,000,000	0	0	7,800,000
Item 433427 1 Totals:	1,600,000	0	0	0	14,000,000	0	0	15,600,000
Project Total:	1,600,000	0	0	0	14,000,000	0	0	15,600,000

Fund	<2015	2015	2016	2017	2018	2019	>2019	All Years
Item Number: 433428 1 District: 04	Project Description: PLANTATION/SUNRISE ANCHOR HUB County: BROWARD		*NON-SIS*		Type of Work: TRANSIT IMPROVEMENT			
Extra Description: BROWARD MPO MANAGED; 2013 MPO PRIORITY #14								
CAPITAL / MANAGED BY BROWARD MPO								
FTAT -FHWA TRANSFER TO FTA (NON-BUD)	0	0	570,000	0	0	0	0	570,000
SU -STP, URBAN AREAS > 200K	0	0	570,000	0	0	0	0	570,000
Item 433428 1 Totals:	0	0	1,140,000	0	0	0	0	1,140,000
Project Total:	0	0	1,140,000	0	0	0	0	1,140,000

Fund	<2015	2015	2016	2017	2018	2019	>2019	All Years
Item Number: 433429 1 District: 04	Project Description: HOLLYWOOD/PINES ANCHOR HUB County: BROWARD		*NON-SIS*		Type of Work: TRANSIT IMPROVEMENT			
Extra Description: BROWARD MPO MANAGED; 2013 MPO PRIORITY #8								
CAPITAL / MANAGED BY BROWARD MPO								
FTAT -FHWA TRANSFER TO FTA (NON-BUD)	0	0	570,000	0	0	0	0	570,000
SU -STP, URBAN AREAS > 200K	0	0	570,000	0	0	0	0	570,000
Item 433429 1 Totals:	0	0	1,140,000	0	0	0	0	1,140,000
Project Total:	0	0	1,140,000	0	0	0	0	1,140,000

Fund	<2015	2015	2016	2017	2018	2019	>2019	All Years
------	-------	------	------	------	------	------	-------	-----------

Item Number: 433431 1	Project Description: SAMPLE/UNIVERSITY GATEWAY HUB		*NON-SIS*					
District: 04	County: BROWARD		Type of Work: TRANSIT IMPROVEMENT					
Extra Description: BROWARD MPO MANAGED; 2013 MPO PRIORITY #9/#15								
CAPITAL / MANAGED BY BROWARD MPO								
FTAT -FHWA TRANSFER TO FTA (NON-BUD)	0	0	0	800,000	0	0	0	800,000
SU -STP, URBAN AREAS > 200K	0	0	0	800,000	0	0	0	800,000
Item 433431 1 Totals:	0	0	0	1,600,000	0	0	0	1,600,000
Project Total:	0	0	0	1,600,000	0	0	0	1,600,000

Fund	<2015	2015	2016	2017	2018	2019	>2019	All Years
Item Number: 433432 1	Project Description: HOLLYWOOD/UNIVERSITY GATEWAY HUB		*NON-SIS*					
District: 04	County: BROWARD		Type of Work: TRANSIT IMPROVEMENT					
Extra Description: BROWARD MPO MANAGED; 2013 MPO PRIORITY #8/#9								
CAPITAL / MANAGED BY BROWARD MPO								
FTAT -FHWA TRANSFER TO FTA (NON-BUD)	0	0	0	800,000	0	0	0	800,000
SU -STP, URBAN AREAS > 200K	0	0	0	800,000	0	0	0	800,000
Item 433432 1 Totals:	0	0	0	1,600,000	0	0	0	1,600,000
Project Total:	0	0	0	1,600,000	0	0	0	1,600,000

Fund	<2015	2015	2016	2017	2018	2019	>2019	All Years
Item Number: 434480 1	Project Description: CITY OF FT.LAUDERDAL E TRANSIT CORRIDOR DOWNTOWN		*NON-SIS*					
District: 04	County: BROWARD		Type of Work: OPERATING FOR FIXED ROUTE					
OPERATIONS / MANAGED BY CITY OF FORT LAUDERDALE								
DPTO -STATE - PTO	182,680	182,680	182,680	0	0	0	0	548,040
Item 434480 1 Totals:	182,680	182,680	182,680	0	0	0	0	548,040
Project Total:	182,680	182,680	182,680	0	0	0	0	548,040

Fund	<2015	2015	2016	2017	2018	2019	>2019	All Years
Item Number: 434482 1	Project Description: CITY/FT.LAUDERDALE TRANSIT CORRIDOR UPTOWN		*NON-SIS*					
District: 04	County: BROWARD		Type of Work: OPERATING FOR FIXED ROUTE					
Extra Description: OPERATING FOR FIXED ROUTE								
OPERATIONS / MANAGED BY CITY OF FORT LAUDERDALE								
DPTO -STATE - PTO	181,773	181,773	181,773	0	0	0	0	545,319
Item 434482 1 Totals:	181,773	181,773	181,773	0	0	0	0	545,319
Project Total:	181,773	181,773	181,773	0	0	0	0	545,319

Fund	<2015	2015	2016	2017	2018	2019	>2019	All Years
Item Number: 434571 1	Project Description: CITY OF FORT LAUDERDALE SERVICE DEVELOPMENT BEACH		*NON-SIS*					
District: 04	County: BROWARD		Type of Work: OPERATING FOR FIXED ROUTE					
Extra Description: CITY OF FT.LAUDERDALE SERVICE DEVELOPMENT BEACH LINK OPERATING FOR FIXED ROUTE								

OPERATIONS / MANAGED BY CITY OF FORT LAUDERDALE

DPTO -STATE - PTO	165,560	165,560	0	0	0	0	0	331,120
Item 434571 1	165,560	165,560	0	0	0	0	0	331,120
Totals:								
Project Total:	165,560	165,560	0	0	0	0	0	331,120

Fund	<2015	2015	2016	2017	2018	2019	>2019	All Years	
Item Number: 434973 1 District: 04	Project Description: HOLLYWOOD SERVICE DEVELOPMENT, OPERATING TO TRI-RAIL ROUTE County: BROWARD						*NON-SIS*	Type of Work: OPERATING FOR FIXED ROUTE	

OPERATIONS / MANAGED BY CITY OF HOLLYWOOD

DPTO -STATE - PTO	200,000	200,000	0	0	0	0	0	400,000
LF -LOCAL FUNDS	200,000	200,000	0	0	0	0	0	400,000
Item 434973 1	400,000	400,000	0	0	0	0	0	800,000
Totals:								
Project Total:	400,000	400,000	0	0	0	0	0	800,000

Fund	<2015	2015	2016	2017	2018	2019	>2019	All Years	
Item Number: 435027 1 District: 04	Project Description: BROWARD CO SERVICE DEVELOPMENT; OPERATING FOR PREMIUM CORRIDORS County: BROWARD						*NON-SIS*	Type of Work: OPERATING FOR FIXED ROUTE	

Extra Description: BCT SERVICE DEVELOPMENT OPERATING ASSISTANCE FOR PREMIUM CORRIDORS AS DETERMINED BY BCT'S TDP AND MPO'S LRTP

OPERATIONS / MANAGED BY BROWARD COUNTY

DDR -DISTRICT DEDICATED REVENUE	0	500,000	0	0	0	0	0	500,000
Item 435027 1	0	500,000	0	0	0	0	0	500,000
Totals:								
Project Total:	0	500,000	0	0	0	0	0	500,000

Fund	<2015	2015	2016	2017	2018	2019	>2019	All Years
FLP: INTERMODAL								

Item Number: 421390 1 District: 04	Project Description: FT.LAUDERDALE DDA DOWNTOWN TRANSIT CIRCULATOR County: BROWARD						*NON-SIS*	Type of Work: RAIL REVENUE/OPERATIONA IMPR	
---------------------------------------	---	--	--	--	--	--	-----------	--	--

CAPITAL / RESPONSIBLE AGENCY NOT AVAILABLE

-TOTAL OUTSIDE YEARS	1,530,000	0	0	0	0	0	0	1,530,000
Item 421390 1	1,530,000	0	0	0	0	0	0	1,530,000
Totals:								
Project Total:	1,530,000	0	0	0	0	0	0	1,530,000

Fund	<2015	2015	2016	2017	2018	2019	>2019	All Years	
Item Number: 423976 2 District: 04	Project Description: I-595/SR-862/P3 BCT PURCHASE BUSES AND OPERATIONS County: BROWARD						*NON-SIS*	Type of Work: INTERMODAL HUB CAPACITY	

OPERATIONS / MANAGED BY BROWARD COUNTY

-TOTAL OUTSIDE YEARS	200,000	0	0	0	0	0	0	200,000
Item 423976 2	200,000	0	0	0	0	0	0	200,000
Totals:								
Project Total:	200,000	0	0	0	0	0	0	200,000

Fund	<2015	2015	2016	2017	2018	2019	>2019	All Years
FLORIDA RAIL ENTERPRISE								
Item Number: 406919 1 District: 04	Project Description: SFRC R/R BRIDGE OVER S FORK NEW RIVER REPLACE EXISTING BRIDGE BR#869924		County: BROWARD		*SIS*			
Extra Description: SOUTH FLORIDA RAIL CORRIDOR EXECUTIVE BOARD APPROVED FUNDING THIS PROJECT IN 2012 FROM S/W BOX RAIL FUNDS, 7/07 CONST DEFERRED TO FY2013 LIMITS FROM: SX #1013.8 TO: SX #1014.3 PHASE 62 (SEQUENCE 40) - MATERIAL TESTING PHASE 62-03 DYNAMIC LOAD TEST ANALYSIS FOR TEST PILE PRG		Type of Work: RAIL PRESERVATION PROJECT						
RAILROAD & UTILITES / MANAGED BY FDOT								
DS -STATE PRIMARY HIGHWAYS & PTO	2,356,459	0	0	0	0	0	0	2,356,459
Item 406919 1	2,356,459	0	0	0	0	0	0	2,356,459
Totals:								
Project Total:	2,356,459	0	0	0	0	0	0	2,356,459

Fund	<2015	2015	2016	2017	2018	2019	>2019	All Years
Item Number: 435174 1 District: 04	Project Description: QUIET/SAFETY IMPVMTS FEC CROSSINGS-COUNTYWIDE		County: BROWARD		*NON-SIS*			
Extra Description: SOUTH FLORIDA RAIL CORRIDOR EXECUTIVE BOARD APPROVED FUNDING THIS PROJECT IN 2012 FROM S/W BOX RAIL FUNDS, 7/07 CONST DEFERRED TO FY2013 LIMITS FROM: SX #1013.8 TO: SX #1014.3 PHASE 62 (SEQUENCE 40) - MATERIAL TESTING PHASE 62-03 DYNAMIC LOAD TEST ANALYSIS FOR TEST PILE PRG		Type of Work: RAIL SAFETY PROJECT						
RAILROAD & UTILITES / MANAGED BY FDOT								
SU -STP, URBAN AREAS > 200K	0	0	2,000,000	0	0	0	0	2,000,000
Item 435174 1	0	0	2,000,000	0	0	0	0	2,000,000
Totals:								
Project Total:	0	0	2,000,000	0	0	0	0	2,000,000

Fund	<2015	2015	2016	2017	2018	2019	>2019	All Years
MISCELLANEOUS								
Item Number: 228027 1 District: 04	Project Description: BROWARD CO/CEI GENERAL CEI CONSULT CONSTRUCTION SUPPORT		County: BROWARD		*NON-SIS*			
Extra Description: SOUTH FLORIDA RAIL CORRIDOR EXECUTIVE BOARD APPROVED FUNDING THIS PROJECT IN 2012 FROM S/W BOX RAIL FUNDS, 7/07 CONST DEFERRED TO FY2013 LIMITS FROM: SX #1013.8 TO: SX #1014.3 PHASE 62 (SEQUENCE 40) - MATERIAL TESTING PHASE 62-03 DYNAMIC LOAD TEST ANALYSIS FOR TEST PILE PRG		Type of Work: MISCELLANEOUS CONSTRUCTION						
CONSTRUCTION / MANAGED BY FDOT								
-TOTAL OUTSIDE YEARS	9,978,842	0	0	0	0	0	0	9,978,842
Item 228027 1	9,978,842	0	0	0	0	0	0	9,978,842
Totals:								
Item Number: 228027 3 District: 04	Project Description: BROWARD CO/CEI GENERAL CEI CONSULTANT CONSTRUCTION SUPPORT		County: BROWARD		*NON-SIS*			
Extra Description: SOUTH FLORIDA RAIL CORRIDOR EXECUTIVE BOARD APPROVED FUNDING THIS PROJECT IN 2012 FROM S/W BOX RAIL FUNDS, 7/07 CONST DEFERRED TO FY2013 LIMITS FROM: SX #1013.8 TO: SX #1014.3 PHASE 62 (SEQUENCE 40) - MATERIAL TESTING PHASE 62-03 DYNAMIC LOAD TEST ANALYSIS FOR TEST PILE PRG		Type of Work: MISCELLANEOUS CONSTRUCTION						
CONSTRUCTION / MANAGED BY FDOT								
-TOTAL OUTSIDE YEARS	1,489,807	0	0	0	0	0	0	1,489,807
Item 228027 3	1,489,807	0	0	0	0	0	0	1,489,807
Totals:								
Item Number: 228027 4 District: 04	Project Description: BROWARD CO/CEI GENERAL CEI CONSULTANT CONSTRUCTION SUPPORT		County: BROWARD		*NON-SIS*			
Extra Description: SOUTH FLORIDA RAIL CORRIDOR EXECUTIVE BOARD APPROVED FUNDING THIS PROJECT IN 2012 FROM S/W BOX RAIL FUNDS, 7/07 CONST DEFERRED TO FY2013 LIMITS FROM: SX #1013.8 TO: SX #1014.3 PHASE 62 (SEQUENCE 40) - MATERIAL TESTING PHASE 62-03 DYNAMIC LOAD TEST ANALYSIS FOR TEST PILE PRG		Type of Work: MISCELLANEOUS CONSTRUCTION						
CONSTRUCTION / MANAGED BY FDOT								
-TOTAL OUTSIDE YEARS	1,043,547	0	0	0	0	0	0	1,043,547

Item 228027 4	1,043,547	0	0	0	0	0	0	1,043,547
Totals:								
Item Number: 228027 5	Project Description: BROWARD OPERATIONS GENERAL CEI CONSULTANT						*NON-SIS*	
District: 04	County: BROWARD						Type of Work: MISCELLANEOUS CONSTRUCTION	
CONSTRUCTION / MANAGED BY FDOT								
-TOTAL OUTSIDE YEARS	1,472,000	0	0	0	0	0	0	1,472,000
Item 228027 5	1,472,000	0	0	0	0	0	0	1,472,000
Totals:								
Item Number: 228027 6	Project Description: BROWARD OPERATIONS GENERAL CEI CONSULTANT						*NON-SIS*	
District: 04	County: BROWARD						Type of Work: INSPECT CONSTRUCTION PROJS.	
CONSTRUCTION / MANAGED BY FDOT								
-TOTAL OUTSIDE YEARS	1,510,000	0	0	0	0	0	0	1,510,000
Item 228027 6	1,510,000	0	0	0	0	0	0	1,510,000
Totals:								
Item Number: 228027 7	Project Description: BROWARD OPS CEI GENERAL CEI CONSULTANT CONSTRUCTION						*NON-SIS*	
District: 04	County: BROWARD						Type of Work: INSPECT CONSTRUCTION PROJS.	
CONSTRUCTION / MANAGED BY FDOT								
-TOTAL OUTSIDE YEARS	910,000	0	0	0	0	0	0	910,000
Item 228027 7	910,000	0	0	0	0	0	0	910,000
Totals:								
Item Number: 228027 8	Project Description: BROWARD OPERATIONS GENERAL CEI CONSULTANT						*NON-SIS*	
District: 04	County: BROWARD						Type of Work: INSPECT CONSTRUCTION PROJS.	
CONSTRUCTION / MANAGED BY FDOT								
-TOTAL OUTSIDE YEARS	710,000	0	0	0	0	0	0	710,000
Item 228027 8	710,000	0	0	0	0	0	0	710,000
Totals:								
Item Number: 228027 9	Project Description: BROWARD OPERATIONS GENERAL CEI CONSULTANT						*NON-SIS*	
District: 04	County: BROWARD						Type of Work: INSPECT CONSTRUCTION PROJS.	
Extra Description: BROWARD OPS CENTER CEI CONTRACT								
CONSTRUCTION / MANAGED BY FDOT								
DDR -DISTRICT DEDICATED REVENUE	0	250,000	250,000	250,000	0	0	0	750,000
DIH -STATE IN-HOUSE PRODUCT SUPPORT	0	10,000	0	0	0	0	0	10,000
Item 228027 9	0	260,000	250,000	250,000	0	0	0	760,000
Totals:								
Project Total:	17,114,196	260,000	250,000	250,000	0	0	0	17,874,196

Fund	<2015	2015	2016	2017	2018	2019	>2019	All Years
Item Number: 228104 1	Project Description: BROWARD/SEC 402/ COMMUNITY SAFETY PROGRAM/SEC 402					*NON-SIS*		
District: 04	County: BROWARD					Type of Work: SAFETY PROJECT		
Extra Description: INCOMING GRANT THIS GRANT IS AN OPERATING BUDGET CAT. FOR PH231DIH &NHTS REIMBURSEMENT UNDER 0110251,99000-3513 FOR								
Description: NHTS. SEQ-03 = PURCHASE PROMOTIONAL MATERIAL								
PRELIMINARY ENGINEERING / MANAGED BY FDOT								
DIH -STATE IN-	484,116	50,000	50,000	50,000	50,000	50,000	0	734,116

HOUSE PRODUCT SUPPORT								
NHTS -NATIONAL HWY TRAFFIC SAFETY	626,779	50,000	50,000	50,000	50,000	50,000	0	876,779
Item 228104 1	1,110,895	100,000	100,000	100,000	100,000	100,000	0	1,610,895
Totals:								
Project Total:	1,110,895	100,000	100,000	100,000	100,000	100,000	0	1,610,895

Fund	<2015	2015	2016	2017	2018	2019	>2019	All Years
Item Number: 231654 3 Project Description: BROWARD CO ITS ITS FACILITY-OPERATIONS *NON-SIS*								
District: 04 County: BROWARD Type of Work: TRAFFIC MANAGEMENT CENTERS								
OPERATIONS / MANAGED BY FDOT								
-TOTAL OUTSIDE YEARS	9,218,713	0	0	0	0	0	0	9,218,713
Item 231654 3	9,218,713	0	0	0	0	0	0	9,218,713
Totals:								
Item Number: 231654 7 Project Description: BROWARD CO ITS ITS FACILITY-OPERATIONS *NON-SIS*								
District: 04 County: BROWARD Type of Work: TRAFFIC MANAGEMENT CENTERS								
OPERATIONS / MANAGED BY FDOT								
-TOTAL OUTSIDE YEARS	10,326,534	0	0	0	0	0	0	10,326,534
Item 231654 7	10,326,534	0	0	0	0	0	0	10,326,534
Totals:								
Project Total:	19,545,247	0	0	0	0	0	0	19,545,247

Fund	<2015	2015	2016	2017	2018	2019	>2019	All Years
Item Number: 233191 1 Project Description: CYPRESS CREEK PARK JOINT USE DEVELOP *NON-SIS*								
District: 04 County: BROWARD Type of Work: CORRIDOR IMPROVEMENT								
RIGHT OF WAY / MANAGED BY FDOT								
-TOTAL OUTSIDE YEARS	161,788	0	0	0	0	0	0	161,788
Item 233191 1	161,788	0	0	0	0	0	0	161,788
Totals:								
Item Number: 233191 2 Project Description: CYPRESS CREEK JOINT USE DEVELOPMENT *NON-SIS*								
District: 04 County: BROWARD Type of Work: CORRIDOR/SUBAREA PLANNING								
Extra Description: SEGMENT 2 FOR ROW TO MONITOR THE PROJECT PH43 IN 2012 TO COVER PED OVERPASS BRIDGE COVERED IN LEASE								
RIGHT OF WAY / MANAGED BY FDOT								
DDR -DISTRICT DEDICATED REVENUE	501,380	0	0	0	0	0	0	501,380
DIH -STATE IN-HOUSE PRODUCT SUPPORT	187,581	10,000	10,000	10,000	10,000	10,000	0	237,581
DS -STATE PRIMARY HIGHWAYS & PTO	61,104	101	101	101	101	101	0	61,609
ADMINISTRATION / MANAGED BY FDOT								
D - UNRESTRICTED STATE PRIMARY	1	0	0	0	0	0	0	1
Item 233191 2	750,066	10,101	10,101	10,101	10,101	10,101	0	800,571
Totals:								
Project Total:	911,854	10,101	10,101	10,101	10,101	10,101	0	962,359

Fund	<2015	2015	2016	2017	2018	2019	>2019	All Years
Item Number: 408593 2 Project Description: SR-9/I-95 @ SHERIDAN JOINT USE DEVELOPMENT *NON-SIS*								
District: 04 County: BROWARD Type of Work: CORRIDOR/SUBAREA PLANNING								

Extra JOINT USE DEVELOPMENT PROJECT PH32 = CONTRACT FOR FINANCIAL ANALYSIS CONSULTANT PH4B = LEGAL NEEDS RECD \$10,000 LF
 Description: FUNDS FROM PINNACLE HOUSING GROUP LLC

PRELIMINARY ENGINEERING / MANAGED BY FDOT

DS -STATE PRIMARY HIGHWAYS & PTO	38,072	0	0	0	0	0	0	38,072
RIGHT OF WAY / MANAGED BY FDOT								
DDR -DISTRICT DEDICATED REVENUE	152,765	0	0	0	0	0	0	152,765
DIH -STATE IN- HOUSE PRODUCT SUPPORT	145,142	10,000	10,000	10,000	10,000	10,000	0	195,142
DS -STATE PRIMARY HIGHWAYS & PTO	75,272	101	101	101	101	101	0	75,777
Item 408593 2 Totals:	411,251	10,101	10,101	10,101	10,101	10,101	0	461,756
Project Total:	411,251	10,101	10,101	10,101	10,101	10,101	0	461,756

Fund	<2015	2015	2016	2017	2018	2019	>2019	All Years
------	-------	------	------	------	------	------	-------	-----------

Item Number: 429253 1 Project Description: BROWARD OPS CEI GENERAL CEI CONSULTANT CONSTRUCTION *NON-SIS*
 District: 04 County: BROWARD Type of Work: INSPECT CONSTRUCTION PROJS.

CONSTRUCTION / MANAGED BY FDOT

DDR -DISTRICT DEDICATED REVENUE	0	200,000	200,000	200,000	0	0	0	600,000
Item 429253 1 Totals:	0	200,000	200,000	200,000	0	0	0	600,000

Item Number: 429253 2 Project Description: BROWARD OPS CEI GENERAL CEI CONSULTANT CONSTRUCTION *NON-SIS*
 District: 04 County: BROWARD Type of Work: INSPECT CONSTRUCTION PROJS.

CONSTRUCTION / MANAGED BY FDOT

DDR -DISTRICT DEDICATED REVENUE	0	0	0	200,000	200,000	0	0	400,000
Item 429253 2 Totals:	0	0	0	200,000	200,000	0	0	400,000

Item Number: 429253 3 Project Description: BROWARD OPS CEI GENERAL CEI CONSULTANT CONSTRUCTION *NON-SIS*
 District: 04 County: BROWARD Type of Work: INSPECT CONSTRUCTION PROJS.

CONSTRUCTION / MANAGED BY FDOT

DDR -DISTRICT DEDICATED REVENUE	0	0	0	0	0	200,000	0	200,000
Item 429253 3 Totals:	0	0	0	0	0	200,000	0	200,000
Project Total:	0	200,000	200,000	400,000	200,000	200,000	0	1,200,000

Fund	<2015	2015	2016	2017	2018	2019	>2019	All Years
------	-------	------	------	------	------	------	-------	-----------

Item Number: 429575 1 Project Description: SR-5/US-1 FROM THE MIAMI-DADE COUNTY LINE TO SR-842/BROWARD BLVD *NON-SIS*
 District: 04 County: BROWARD Type of Work: PTO STUDIES

Extra 2013 MPO PRIORITY #7 TRANSIT IMPROVEMENTS SR 5/US 1 FROM THE MIAMI-DADE/BROWARD COUNTY LINE TO SR-842 BROWARD
 Description: BLVD/DOWNTOWN CENTRAL TERMINAL BUS RAPID TRANSIT CORRIDOR

Roadway ID: 86010000 Beginning Section: .000 Project Length: 12.877
 Ending Section: 10.330 Lanes Existing/Improved/Added: 5/ 0/ 0

PRELIMINARY ENGINEERING / MANAGED BY FDOT

SU -STP, URBAN AREAS > 200K	0	0	1,025,000	0	0	0	0	1,025,000
Item 429575 1	0	0	1,025,000	0	0	0	0	1,025,000
Totals:								
Project Total:	0	0	1,025,000	0	0	0	0	1,025,000

Fund	<2015	2015	2016	2017	2018	2019	>2019	All Years
Item 432789 1 Number: District: 04	Project Description: BROWARD OPERATIONS CONTINUING CEI INSPECTION SUPPORT		County: BROWARD		*NON-SIS*		Type of Work: INSPECT CONSTRUCTION PROJS.	
CONSTRUCTION / MANAGED BY FDOT								
DDR -DISTRICT DEDICATED REVENUE	100,000	100,000	100,000	100,000	100,000	0	0	500,000
Item 432789 1	100,000	100,000	100,000	100,000	100,000	0	0	500,000
Totals:								
Project Total:	100,000	100,000	100,000	100,000	100,000	0	0	500,000

Fund	<2015	2015	2016	2017	2018	2019	>2019	All Years
Item 432866 1 Number: District: 04	Project Description: BROWARD COUNTY SCHOOL ZONE IMPROVEMENTS AT VARIOUS LOCATIONS		County: BROWARD		*NON-SIS*		Type of Work: PEDESTRIAN SAFETY IMPROVEMENT	
Extra Description: LOCAL AGENCY IS BROWARD COUNTY TRAFFIC ENGINEERING TCSP RECEIVED IN 2012 INCLUDES CONSTRUCTION OF BUS ACTIVATED MAST ARM SIGNAL AT LAUDERHILL MALL TOD								
PRELIMINARY ENGINEERING / MANAGED BY FDOT								
DIH -STATE IN-HOUSE PRODUCT SUPPORT	6,137	0	0	0	0	0	0	6,137
CONSTRUCTION / MANAGED BY BROWARD COUNTY BOCC								
LF -LOCAL FUNDS	0	2,400,000	0	0	0	0	0	2,400,000
TCSP -TRANS, COMMUNITY & SYSTEM PRES	0	79,000	0	0	0	0	0	79,000
CONSTRUCTION / MANAGED BY FDOT								
TCSP -TRANS, COMMUNITY & SYSTEM PRES	0	10,000	0	0	0	0	0	10,000
Item 432866 1	6,137	2,489,000	0	0	0	0	0	2,495,137
Totals:								

Item 432866 2 Number: District: 04	Project Description: BROWARD COUNTY SCHOOL ZONE IMPROVEMENTS AT VARIOUS LOCATIONS		County: BROWARD		*NON-SIS*		Type of Work: PEDESTRIAN SAFETY IMPROVEMENT	
PRELIMINARY ENGINEERING / MANAGED BY FDOT								
-TOTAL OUTSIDE YEARS	511,001	0	0	0	0	0	0	511,001
Item 432866 2	511,001	0	0	0	0	0	0	511,001
Totals:								
Project Total:	517,138	2,489,000	0	0	0	0	0	3,006,138

Fund	<2015	2015	2016	2017	2018	2019	>2019	All Years
Item Number: 433428 2 District: 04	Project Description: PLANTATION/SUNRISE ANCHOR HUB		County: BROWARD		*NON-SIS*		Type of Work: TRANSIT IMPROVEMENT	
Extra Description: 2013 MPO PRIORITY #14								
CONSTRUCTION / MANAGED BY BROWARD METROPOLITAN PLANNING O								
SU -STP, URBAN AREAS > 200K	0	0	0	0	5,150,000	0	0	5,150,000

Item 433428 2	0	0	0	0	5,150,000	0	0	5,150,000
Totals:								
Project Total:	0	0	0	0	5,150,000	0	0	5,150,000

Fund	<2015	2015	2016	2017	2018	2019	>2019	All Years
Item Number: 433429 2	Project Description: HOLLYWOOD/PINES ANCHOR HUB				*NON-SIS*			
District: 04	County: BROWARD				Type of Work: TRANSIT IMPROVEMENT			
Extra Description: 2013 MPO PRIORITY #8								
CONSTRUCTION / MANAGED BY BROWARD METROPOLITAN PLANNING O								
SU -STP, URBAN AREAS > 200K	0	0	0	0	5,150,000	0	0	5,150,000
Item 433429 2	0	0	0	0	5,150,000	0	0	5,150,000
Totals:								
Project Total:	0	0	0	0	5,150,000	0	0	5,150,000

Fund	<2015	2015	2016	2017	2018	2019	>2019	All Years
Item Number: 433734 1	Project Description: BROWARD OPERATIONS GENERAL CEI CONSULTANT INSPECTION				*NON-SIS*			
District: 04	County: BROWARD				Type of Work: INSPECT CONSTRUCTION PROJS.			
CONSTRUCTION / MANAGED BY FDOT								
DDR -DISTRICT DEDICATED REVENUE	0	0	0	0	0	200,000	0	200,000
DIH -STATE IN-HOUSE PRODUCT SUPPORT	0	0	0	0	0	15,000	0	15,000
Item 433734 1	0	0	0	0	0	215,000	0	215,000
Totals:								
Project Total:	0	0	0	0	0	215,000	0	215,000

Fund	<2015	2015	2016	2017	2018	2019	>2019	All Years
Item Number: 433974 1	Project Description: CYPRESS CREEK PARK AND RIDE LOT REPLACE BUS SHELTERS				*NON-SIS*			
District: 04	County: BROWARD				Type of Work: PUBLIC TRANSPORTATION SHELTER			
Extra Description: REPLACE 4 EXISTING BUS SHELTERS WITH 2 NEW BUS SHELTERS								
PRELIMINARY ENGINEERING / MANAGED BY FDOT								
DIH -STATE IN-HOUSE PRODUCT SUPPORT	5,000	0	0	0	0	0	0	5,000
SA -STP, ANY AREA	57,426	0	0	0	0	0	0	57,426
CONSTRUCTION / MANAGED BY FDOT								
SA -STP, ANY AREA	0	82,477	0	0	0	0	0	82,477
Item 433974 1	62,426	82,477	0	0	0	0	0	144,903
Totals:								
Project Total:	62,426	82,477	0	0	0	0	0	144,903
District 04	3,168,314,697	693,630,520	457,098,181	445,844,525	617,761,693	538,649,576	3,774,512,514	9,700,311,703
Totals:								

Grand Total	3,168,314,697	693,630,520	457,098,181	445,844,525	617,761,693	538,649,576	3,774,512,514	9,700,311,703
-------------	---------------	-------------	-------------	-------------	-------------	-------------	---------------	---------------